

Event: Mid-Ohio Promoter Test Day
 Track: Mid-Ohio Sports Car Course
 Report: Section Data Report
 Session: USF2000 Practice 2

2.258 mile(s)



USF2000

July 30, 2015

Section Data for Car 10 - Mayer, Alex (R)

Lap	T/SF to I1	I1 to I2	I1 to I2A	I2A to I2	I2 to I3	I2 to I3A	I3A to I3	I3 to I4	I4 to I5	I4 to I5A	I5A to I5B	I5B to I5	I5 to I6	I5 to I6A	I6A to I6	
1	T	4.9107	12.6395	7.6256	5.0139	17.7569	9.1571	8.5998	2.8961	18.4505	7.6423	5.8490	4.9592	12.6782	5.7733	6.9049
	S	104.966	108.966	105.059	114.908	89.427	67.682	112.582	132.310	77.271	91.625	65.629	68.880	84.002	88.338	80.378
2	T	4.8014	12.4081	7.4508	4.9573	17.5762	8.9776	8.5986	2.9009	18.5490	7.5170	5.9794	5.0526	12.3960	5.4604	6.9356
	S	107.355	110.998	107.524	116.220	90.347	69.035	112.598	132.091	76.860	93.152	64.198	67.607	85.915	93.400	80.022
3	T	4.8217	12.3271	7.3949	4.9322	17.5302	8.9541	8.5761	2.9104	17.8831	7.6060	5.5385	4.7386	12.3276	5.3873	6.9403
	S	106.903	111.727	108.336	116.811	90.584	69.217	112.893	131.660	79.722	92.062	69.308	72.087	86.392	94.667	79.968
4	T	4.7588	12.1481	7.2776	4.8705	17.4204	8.8748	8.5456	2.8931	18.0198	7.6798	5.5313	4.8087	12.7531	5.7747	6.9784
	S	108.316	113.374	110.082	118.291	91.155	69.835	113.296	132.447	79.118	91.178	69.398	71.036	83.509	88.316	79.531
5	T	4.8243	12.4026	7.3561	5.0465	17.6479	9.0679	8.5800	2.9125	18.0895	7.6557	5.5464	4.8874	12.3842	5.4676	6.9166
	S	106.845	111.047	108.908	114.166	89.980	68.348	112.842	131.565	78.813	91.465	69.210	69.892	85.997	93.277	80.242
6	T	4.7730	12.0674	7.2482	4.8192	17.4349	8.8460	8.5889	2.9124	17.8068	7.5877	5.4781	4.7410	12.1474	5.4201	6.7273
	S	107.994	114.132	110.529	119.550	91.079	70.062	112.725	131.569	80.064	92.285	70.072	72.050	87.673	94.094	82.500
7	T	4.7561	12.0741	7.2476	4.8265	17.2063	8.6551	8.5512	2.9103	17.6946	7.5243	5.3574	4.8129	12.0743	5.4071	6.6672
	S	108.378	114.068	110.538	119.369	92.289	71.608	113.222	131.664	80.572	93.062	71.651	70.974	88.204	94.320	83.243
8	T	4.7060	12.1120	7.2227	4.8893	17.6026	9.0088	8.5938	2.9184	17.9715	7.6866	5.5125	4.7724	12.3960	5.5176	6.8784
	S	109.531	113.711	110.919	117.836	90.211	68.796	112.661	131.299	79.330	91.097	69.635	71.576	85.915	92.431	80.687
9	T	4.8012	12.0988	7.2242	4.8746	17.3983	8.8218	8.5765	2.9195	17.9274	7.4538	5.7237	4.7499	12.2695	5.4052	6.8643
	S	107.360	113.835	110.896	118.192	91.271	70.255	112.888	131.249	79.525	93.942	67.066	71.915	86.801	94.354	80.853
10	T	4.7362	11.9883	7.1621	4.8262	17.2781	8.7313	8.5468	2.9120	17.5891	7.3860	5.4355	4.7676	11.9623	5.3574	6.6049
	S	108.833	114.885	111.858	119.377	91.906	70.983	113.280	131.587	81.055	94.805	70.622	71.648	89.030	95.195	84.029
11	T	4.7598	11.9890	7.1779	4.8111	17.1626	8.6217	8.5409	2.9070	17.4058	7.3438	5.4294	4.6326	12.0708	5.3616	6.7092
	S	108.293	114.878	111.612	119.751	92.524	71.885	113.358	131.813	81.908	95.349	70.701	73.736	88.229	95.121	82.722
12	T	4.7104	11.9385	7.1169	4.8216	17.2292	8.6667	8.5625	2.9060	17.5115	7.5381	5.2671	4.7063	11.9980	5.4237	6.5743
	S	109.429	115.364	112.568	119.491	92.166	71.512	113.072	131.859	81.414	92.892	72.880	72.582	88.765	94.032	84.420
13	T	4.7028	11.9103	7.1074	4.8029	17.2855	8.7496	8.5359	2.8953	17.3413	7.4898	5.2195	4.6320	11.8785	5.3516	6.5269
	S	109.606	115.637	112.719	119.956	91.866	70.834	113.425	132.346	82.213	93.491	73.544	73.746	89.658	95.299	85.033
14	T	4.7622	12.2808	7.3633	4.9175	17.2165	8.6625	8.5540	2.9023	17.3639	7.3668	5.3196	4.6775	12.0661	5.3995	6.6666
	S	108.239	112.148	108.801	117.160	92.234	71.547	113.185	132.027	82.106	95.052	72.160	73.029	88.264	94.453	83.251
15	T				5.4487	17.9056	9.2069	8.6987	3.0800	18.3236	7.9251	5.6095	4.7890	12.8381	5.4573	7.3808
	S				105.738	88.685	67.316	111.302	124.410	77.806	88.356	68.431	71.328	82.956	93.453	75.195
16	T	4.8608	12.4335	7.5196	4.9139	17.2551	8.6838	8.5713	2.9093	17.7233	7.5940	5.3610	4.7683	12.0497	5.4601	6.5896
	S	106.043	110.771	106.540	117.246	92.028	71.371	112.956	131.709	80.441	92.208	71.603	71.638	88.384	93.405	84.224
17	T	4.7821	12.8154	7.7041	5.1113	17.7616	9.0965	8.6651	2.9128	17.3167	7.3615	5.2934	4.6618	12.0929	5.4759	6.6170
	S	107.788	107.470	103.988	112.718	89.404	68.133	111.733	131.551	82.330	95.120	72.517	73.274	88.068	93.135	83.875
18	T	4.7952	12.1903	7.3053	4.8850	17.3364	8.7553	8.5811	2.9056	17.2917	7.3555	5.2721	4.6641	12.1036	5.3468	6.7568
	S	107.494	112.981	109.665	117.940	91.597	70.788	112.827	131.877	82.449	95.198	72.810	73.238	87.990	95.384	82.139
19	T															
	S															

Event: Mid-Ohio Promoter Test Day
Track: Mid-Ohio Sports Car Course
Report: Section Data Report
Session: USF2000 Practice 2

2.258 mile(s)



USF2000
July 30, 2015

Section Data for Car 10 - Mayer, Alex (R)

Lap	T/S I6 to I7	I6 to I7A	I7A to I7	I7 to I8	I8 to SF	Lap	PI to PO	PO to SF	SF to PI
1	T	9.8483	3.7370	6.1113	6.1973	5.0585	90.4360		92.3439
	S	92.909	101.807	87.468	66.671	88.285	89.885		82.451
2	T	9.3129	3.6153	5.6976	5.8427	4.9720	88.7592		
	S	98.251	105.235	93.819	70.718	89.821	91.583		
3	T	9.3064	3.6503	5.6561	5.8270	4.9833	87.9168		
	S	98.319	104.226	94.508	70.908	89.618	92.460		
4	T	9.3686	3.6958	5.6728	5.8452	4.9417	88.1488		
	S	97.667	102.942	94.230	70.687	90.372	92.217		
5	T	9.3941	3.6575	5.7366	6.0234	4.9851	88.6636		
	S	97.402	104.020	93.182	68.596	89.585	91.681		
6	T	9.2387	3.6252	5.6135	5.7771	4.9988	87.1565		
	S	99.040	104.947	95.225	71.521	89.340	93.267		
7	T	9.3284	3.6126	5.7158	5.9123	4.9738	86.9302		
	S	98.088	105.313	93.521	69.885	89.789	93.510		
8	T	9.0462	3.5815	5.4647	5.8720	4.9205	87.5452		
	S	101.147	106.228	97.818	70.365	90.761	92.853		
9	T	9.2083	3.6181	5.5902	5.8511	5.1010	87.5751		
	S	99.367	105.153	95.622	70.616	87.550	92.821		
10	T	9.0797	3.6566	5.4231	5.8215	4.9525	86.3197		
	S	100.774	104.046	98.568	70.975	90.175	94.171		
11	T	9.0733	3.5816	5.4917	5.7791	4.9881	86.1355		
	S	100.845	106.225	97.337	71.496	89.531	94.372		
12	T	8.9102	3.5854	5.3248	5.9322	4.8880	86.0240		
	S	102.691	106.112	100.388	69.651	91.365	94.495		
13	T	8.9281	3.5821	5.3460	5.8528	4.8932	85.6878		
	S	102.485	106.210	99.990	70.596	91.268	94.865		
14	T	8.9628	3.5530	5.4098	5.8363	4.8961	86.2870		83.2557
	S	102.089	107.080	98.811	70.795	91.214	94.207		92.279
15	T	9.4119	3.5847	5.8272			343.0060	259.0503	88.1393
	S	97.217	106.133	91.733			23.699	3.466	86.384
16	T	9.9106	3.8315	6.0791	5.9549	4.9820	88.0792		
	S	92.325	99.297	87.932	69.385	89.641	92.290		
17	T	9.0098	3.5935	5.4163	5.8066	4.9356	87.4335		
	S	101.556	105.873	98.692	71.157	90.484	92.971		
18	T	9.0740	3.5967	5.4773	5.9385	4.9303	86.5656		82.9695
	S	100.838	105.779	97.593	69.577	90.581	93.903		92.597
19	T	9.3029	3.6182	5.6847					
	S	98.356	105.150	94.032					

Event: Mid-Ohio Promoter Test Day
Track: Mid-Ohio Sports Car Course
Report: Section Data Report
Session: USF2000 Practice 2

2.258 mile(s)



USF2000

July 30, 2015

Section Data for Car 16 - Dayson, James

Lap	T/SF to I1	I1 to I2	I1 to I2A	I2A to I2	I2 to I3	I2 to I3A	I3A to I3	I3 to I4	I4 to I5	I4 to I5A	I5A to I5B	I5B to I5	I5 to I6	I5 to I6A	I6A to I6	
1	T	4.9325	13.0788	7.9596	5.1192	17.9545	9.1955	8.7590	2.9697	18.4344	7.6800	5.9325	4.8219	12.7529	5.7091	7.0438
	S	104.502	105.306	100.650	112.544	88.443	67.400	110.536	129.030	77.338	91.175	64.705	70.842	83.510	89.331	78.793
2	T	4.8326	12.5348	7.5730	4.9618	17.4712	8.7983	8.6729	2.9524	18.6169	7.4810	6.1034	5.0325	13.3232	6.0080	7.3152
	S	106.662	109.876	105.789	116.114	90.890	70.442	111.633	129.787	76.580	93.601	62.893	67.877	79.936	84.887	75.869
3	T	4.8023	37.8019	31.6417	6.1602	18.7422	9.6515	9.0907	3.2113	19.6988	8.5700	5.9987	5.1301	13.7807	6.1727	7.6080
	S	107.335	36.434	25.319	93.526	84.726	64.215	106.502	119.323	72.374	81.707	63.991	66.586	77.282	82.622	72.950
4	T				5.6648	18.3483	9.4856	8.8627	2.9794	19.1558	8.1416	6.0025	5.0117	13.3399	6.0500	7.2899
	S				101.705	86.545	65.338	109.242	128.610	74.426	86.006	63.951	68.159	79.836	84.298	76.133
5	T	4.8710	12.8863	7.8934	4.9929	17.6885	8.9375	8.7510	2.9628	18.0004	7.5368	5.6976	4.7660	12.7932	5.5945	7.1987
	S	105.821	106.879	101.494	115.391	89.773	69.345	110.637	129.331	79.203	92.908	67.373	71.672	83.247	91.161	77.097
6	T	4.8336	12.8502	7.8383	5.0119	17.2992	8.6301	8.6691	2.9581	17.7868	7.4967	5.5662	4.7239	12.3872	5.5421	6.8451
	S	106.640	107.179	102.208	114.954	91.794	71.815	111.682	129.536	80.154	93.405	68.963	72.311	85.976	92.023	81.080
7	T	4.7740	12.5673	7.6046	4.9627	17.1934	8.5968	8.5966	2.9213	17.3579	7.2311	5.4906	4.6362	12.4286	5.6043	6.8243
	S	107.971	109.592	105.349	116.093	92.358	72.093	112.624	131.168	82.134	96.836	69.913	73.679	85.689	91.002	81.327
8	T	4.7724	12.6238	7.6224	5.0014	17.2264	8.5827	8.6437	2.9255	17.4266	7.2615	5.5328	4.6323	12.1692	5.4667	6.7025
	S	108.007	109.101	105.103	115.195	92.181	72.212	112.010	130.980	81.811	96.430	69.380	73.741	87.516	93.292	82.805
9	T	4.7851	13.1095	7.8658	5.2437	17.3296	8.7420	8.5876	2.9073	17.5082	7.4142	5.5019	4.5921	12.6552	5.6067	7.0485
	S	107.721	105.059	101.851	109.872	91.632	70.896	112.742	131.800	81.429	94.444	69.769	74.387	84.155	90.963	78.740
10	T				6.0195	18.7087	9.5599	9.1488	3.1833	19.0376	8.0498	6.0069	4.9809	14.1276	6.7384	7.3892
	S				95.712	84.878	64.830	105.826	120.373	74.888	86.987	63.904	68.580	75.384	75.686	75.110
11	T	4.9306	12.7515	7.6922	5.0593	17.5201	8.7161	8.8040	2.9909	17.5460	7.3628	5.4996	4.6836	12.4529	5.5886	6.8643
	S	104.542	108.009	104.149	113.877	90.636	71.107	109.971	128.116	81.254	95.103	69.798	72.933	85.522	91.257	80.853
12	T	4.8291	12.7903	7.6314	5.1589	17.3662	8.7444	8.6218	2.9148	17.4146	7.3253	5.4477	4.6416	12.2402	5.5646	6.6756
	S	106.739	107.681	104.979	111.678	91.439	70.877	112.295	131.461	81.867	95.590	70.463	73.593	87.008	91.651	83.139
13	T	4.7570	12.3592	7.4901	4.8691	17.3931	8.7871	8.6060	2.9164	17.3133	7.2332	5.4778	4.6023	12.1197	5.4292	6.6905
	S	108.357	111.437	106.959	118.325	91.298	70.532	112.501	131.389	82.346	96.807	70.076	74.222	87.873	93.936	82.953
14	T	4.8111	12.2098	7.3644	4.8454	17.0904	8.4884	8.6020	2.9323	17.3271	7.2483	5.4835	4.5953	12.1624	5.5227	6.6397
	S	107.139	112.801	108.785	118.904	92.915	73.014	112.553	130.676	82.280	96.606	70.003	74.335	87.565	92.346	83.588
15	T	4.7757	12.5405	7.5561	4.9844	17.1439	8.5006	8.6433	2.9428	17.2244	7.2544	5.4534	4.5166	12.0684	5.4795	6.5889
	S	107.933	109.826	106.025	115.588	92.625	72.909	112.015	130.210	82.771	96.524	70.390	75.630	88.247	93.074	84.233
16	T	4.7594	12.0595	7.2865	4.7730	17.0358	8.4566	8.5792	2.9388	17.0578	7.1641	5.3862	4.5075	12.1658	5.3583	6.8075
	S	108.302	114.206	109.948	120.707	93.213	73.289	112.852	130.387	83.579	97.741	71.268	75.783	87.540	95.179	81.528
17	T	4.7536	12.0198	7.2384	4.7814	17.1024	8.5304	8.5720	2.9261	17.0729	7.1210	5.3825	4.5694	12.1140	5.3683	6.7457
	S	108.435	114.584	110.679	120.495	92.850	72.655	112.947	130.953	83.506	98.333	71.317	74.756	87.915	95.002	82.275
18	T	4.7346	12.2549	7.4243	4.8306	17.1047	8.5286	8.5761	2.9278	17.5470	7.1895	5.7406	4.6169	12.2437	5.6254	6.6183
	S	108.870	112.385	107.907	119.268	92.837	72.670	112.893	130.877	81.249	97.396	66.868	73.987	86.984	90.660	83.858
19	T	4.7418	12.1214	7.3207	4.8007	17.0644	8.5090	8.5554	2.9270	17.8834	7.0872	5.6500	5.1462	12.3155	5.4631	6.8524
	S	108.704	113.623	109.434	120.011	93.057	72.837	113.166	130.913	79.721	98.802	67.940	66.377	86.476	93.354	80.994

Event: Mid-Ohio Promoter Test Day
Track: Mid-Ohio Sports Car Course
Report: Section Data Report
Session: USF2000 Practice 2

2.258 mile(s)



USF2000

July 30, 2015

Section Data for Car 16 - Dayson, James

Lap	T/S I6 to I7	I6 to I7A	I7A to I7	I7 to I8	I8 to SF	Lap	PI to PO	PO to SF	SF to PI
1	T	9.8106	3.7974	6.0132	6.2430	5.2134	91.3898		94.4008
	S	93.266	100.188	88.895	66.183	85.662	88.946		80.655
2	T	9.5758	3.7433	5.8325	5.9861	5.0637	90.3567		
	S	95.553	101.636	91.649	69.024	88.195	89.963		
3	T	9.5989	3.8159	5.7830	5.9528	5.0962	118.6851		117.2894
	S	95.323	99.702	92.434	69.410	87.632	68.490		65.502
4	T	11.1094	4.4213	6.6881			344.0511	254.1364	91.5709
	S	82.363	86.050	79.925			23.627	3.533	83.147
5	T	9.7200	3.7617	5.9583	6.0483	5.1401	90.1106		
	S	94.136	101.139	89.714	68.314	86.884	90.209		
6	T	9.6507	3.7891	5.8616	6.0877	5.1115	88.9650		
	S	94.812	100.408	91.194	67.872	87.370	91.371		
7	T	9.2699	3.6806	5.5893	5.8694	5.0428	87.4246		
	S	98.707	103.368	95.637	70.396	88.560	92.981		
8	T	9.2250	3.6873	5.5377	5.6775	5.0238	87.0702		
	S	99.187	103.180	96.528	72.775	88.895	93.359		
9	T	9.1281	3.6333	5.4948	5.8170	5.0724	88.3124		85.5514
	S	100.240	104.713	97.282	71.030	88.043	92.046		89.802
10	T	9.5722	3.7369	5.8353			381.4904	291.2621	94.8780
	S	95.589	101.810	91.605			21.308	3.083	80.249
11	T	10.4496	4.0945	6.3551	6.1872	5.2694	90.0982		
	S	87.563	92.918	84.113	66.780	84.752	90.222		
12	T	9.7165	3.7275	5.9890	5.9512	5.1018	88.3247		
	S	94.170	102.067	89.255	69.428	87.536	92.033		
13	T	9.3124	3.6347	5.6777	5.7375	4.9741	86.8827		
	S	98.256	104.673	94.148	72.014	89.783	93.561		
14	T	9.1356	3.6271	5.5085	5.7101	5.0862	86.4650		
	S	100.158	104.892	97.040	72.360	87.804	94.013		
15	T	9.1403	3.6436	5.4967	5.6897	4.9816	86.5073		
	S	100.106	104.417	97.248	72.619	89.648	93.967		
16	T	9.0666	3.6046	5.4620	5.6242	4.9827	85.6906		
	S	100.920	105.547	97.866	73.465	89.628	94.862		
17	T	9.0746	3.6873	5.3873	5.5907	5.0199	85.6740		
	S	100.831	103.180	99.223	73.905	88.964	94.881		
18	T	9.1939	3.6901	5.5038	5.6339	4.9860	86.6265		
	S	99.523	103.101	97.123	73.339	89.569	93.837		
19	T	9.0071	3.6022	5.4049	5.6567	4.9868	86.7041		
	S	101.587	105.617	98.900	73.043	89.555	93.753		

Event: Mid-Ohio Promoter Test Day
Track: Mid-Ohio Sports Car Course
Report: Section Data Report
Session: USF2000 Practice 2

2.258 mile(s)



USF2000

July 30, 2015

Section Data for Car 17 - Fielding, Sennan (R)

Lap	T/SF to I1	I1 to I2	I1 to I2A	I2A to I2	I2 to I3	I2 to I3A	I3A to I3	I3 to I4	I4 to I5	I4 to I5A	I5A to I5B	I5B to I5	I5 to I6	I5 to I6A	I6A to I6	
20	T	4.7450	12.2539	7.4085	4.8454	17.0544	8.5097	8.5447	2.9069	16.8637	7.0772	5.2973	4.4892	12.0956	5.5488	6.5468
	S	108.631	112.395	108.137	118.904	93.111	72.831	113.308	131.818	84.541	98.941	72.464	76.092	88.049	91.912	84.774
Lap	T/SF to I1	I1 to I2	I1 to I2A	I2A to I2	I2 to I3	I2 to I3A	I3A to I3	I3 to I4	I4 to I5	I4 to I5A	I5A to I5B	I5B to I5	I5 to I6	I5 to I6A	I6A to I6	
1	T	5.5725	14.2697	9.0341	5.2356	17.8281	9.0905	8.7376	2.9480	17.7590	7.5529	5.5164	4.6897	12.2874	5.4377	6.8497
	S	92.500	96.517	88.679	110.042	89.070	68.178	110.806	129.980	80.279	92.710	69.586	72.839	86.674	93.790	81.025
2	T	4.8622	12.8181	7.7653	5.0528	18.0498	9.4154	8.6344	2.9829	17.9211	7.6110	5.6056	4.7045	12.2526	5.4812	6.7714
	S	106.013	107.447	103.169	114.023	87.976	65.825	112.131	128.459	79.553	92.002	68.479	72.609	86.920	93.045	81.962
3	T	4.8184	12.4613	7.5581	4.9032	17.4829	8.8110	8.6719	2.9277	17.3968	7.3596	5.4525	4.5847	12.3158	5.5725	6.7433
	S	106.976	110.524	105.997	117.502	90.829	70.341	111.646	130.882	81.951	95.145	70.401	74.507	86.474	91.521	82.304
4	T	4.7905	12.9463	7.7220	5.2243	17.5949	9.0226	8.5723	2.8991	17.4465	7.3869	5.4625	4.5971	12.5635	5.6425	6.9210
	S	107.599	106.384	103.747	110.280	90.251	68.691	112.943	132.173	81.717	94.793	70.273	74.306	84.769	90.385	80.191
5	T				5.4028	17.7916	9.1266	8.6650	2.9353	17.7143	7.4621	5.5452	4.7070	12.2167	5.4100	6.8067
	S				106.637	89.253	67.908	111.735	130.543	80.482	93.838	69.224	72.571	87.176	94.270	81.537
6	T	4.7845	12.5528	7.6067	4.9461	17.3981	8.7703	8.6278	2.9207	17.3028	7.3001	5.3804	4.6223	12.2581	5.5128	6.7453
	S	107.734	109.718	105.320	116.483	91.272	70.667	112.217	131.195	82.396	95.920	71.345	73.901	86.881	92.512	82.280
7	T	4.8230	12.3792	7.4899	4.8893	17.1768	8.5947	8.5821	2.9048	16.8985	7.0906	5.3410	4.4669	12.0034	5.4067	6.5967
	S	106.874	111.257	106.962	117.836	92.448	72.111	112.814	131.913	84.367	98.754	71.871	76.472	88.725	94.327	84.133
8	T	4.7593	12.2647	7.4199	4.8448	17.1946	8.5849	8.6097	2.9182	16.8550	7.0914	5.3020	4.4616	11.8661	5.3134	6.5527
	S	108.305	112.296	107.971	118.919	92.352	72.193	112.452	131.308	84.585	98.743	72.400	76.562	89.751	95.984	84.698
9	T	4.7868	12.2306	7.3628	4.8678	17.1231	8.5744	8.5487	2.9047	16.9191	7.1981	5.2912	4.4298	11.8392	5.3480	6.4912
	S	107.682	112.609	108.809	118.357	92.738	72.282	113.255	131.918	84.265	97.279	72.548	77.112	89.955	95.363	85.500
10	T	4.8060	12.5322	7.6675	4.8647	17.1817	8.5919	8.5898	2.9264	16.9004	7.1676	5.3310	4.4018	11.9040	5.4133	6.4907
	S	107.252	109.899	104.485	118.432	92.421	72.135	112.713	130.940	84.358	97.693	72.006	77.603	89.466	94.212	85.507
11	T	6.6582	56.3207	48.9749	7.3458	19.6894	9.7780	9.9114	3.4426	19.3720	8.3551	5.8790	5.1379	13.5026	6.0618	7.4408
	S	77.417	24.454	16.358	78.431	80.650	63.384	97.684	111.306	73.595	83.808	65.294	66.485	78.874	84.133	74.589
12	T				5.1423	17.4990	8.8469	8.6521	2.9279	17.1442	7.2396	5.3954	4.5092	11.9068	5.4280	6.4788
	S				112.039	90.745	70.055	111.901	130.873	83.158	96.722	71.146	75.754	89.445	93.957	85.664
13	T	4.7940	12.2179	7.3610	4.8569	17.1583	8.5606	8.5977	2.9230	17.0540	7.0508	5.4215	4.5817	11.8546	5.3636	6.4910
	S	107.521	112.726	108.835	118.622	92.547	72.398	112.609	131.092	83.598	99.312	70.804	74.555	89.839	95.085	85.503
14	T	4.8095	12.2265	7.3740	4.8525	17.0365	8.4772	8.5593	2.9174	16.8097	7.0480	5.2442	4.5175	11.7379	5.3168	6.4211
	S	107.174	112.647	108.643	118.730	93.209	73.111	113.115	131.344	84.813	99.351	73.198	75.615	90.732	95.922	86.434
15	T	4.7640	12.0107	7.2471	4.7636	17.0349	8.4707	8.5642	2.9256	16.7142	7.0949	5.2414	4.3779	12.1497	5.5901	6.5596
	S	108.198	114.670	110.546	120.946	93.218	73.167	113.050	130.975	85.298	98.694	73.237	78.026	87.656	91.233	84.609
16	T	5.9559	14.4237	8.1367	6.2870	18.4728	9.4034	9.0694	2.9757	20.6894	7.6774	6.7027	6.3093	14.4691	7.0154	7.4537
	S	86.545	95.487	98.460	91.639	85.962	65.909	106.753	128.770	68.909	91.206	57.270	54.141	73.605	72.697	74.460
17	T	4.7750	12.2463	7.4322	4.8141	17.1302	8.6002	8.5300	2.9000	17.1071	7.2051	5.3548	4.5472	11.8980	5.3766	6.5214
	S	107.949	112.464	107.793	119.677	92.699	72.065	113.503	132.132	83.339	97.185	71.686	75.121	89.511	94.855	85.104
18	T	4.7670	13.8960	7.4233	6.4727	19.6133	10.1197	9.4936	3.0908	19.8152	8.4446	5.5738	5.7968	12.7780	5.7299	7.0481
	S	108.130	99.113	107.922	89.010	80.963	61.244	101.983	123.975	71.949	82.920	68.869	58.927	83.346	89.007	78.745

Event: Mid-Ohio Promoter Test Day
Track: Mid-Ohio Sports Car Course
Report: Section Data Report
Session: USF2000 Practice 2

2.258 mile(s)




USF2000

July 30, 2015

Section Data for Car 17 - Fielding, Sennan (R)

Lap	T/S I6 to I7	I6 to I7A	I7A to I7	I7 to I8	I8 to SF	Lap	PI to PO	PO to SF	SF to PI
20	T	9.0305	3.5855	5.4450	5.7352	4.9814			82.0530
	S	101.323	106.109	98.172	72.043	89.652			93.631
Lap	T/S I6 to I7	I6 to I7A	I7A to I7	I7 to I8	I8 to SF	Lap	PI to PO	PO to SF	SF to PI
1	T	10.3936	4.1558	6.2378	6.3504	5.6149	93.0236		91.7815
	S	88.035	91.548	85.695	65.064	79.537	87.384		82.956
2	T	9.4514	3.7033	5.7481	5.7265	5.1934	89.2580		
	S	96.811	102.734	92.995	72.153	85.992	91.071		
3	T	9.3106	3.6346	5.6760	5.6894	5.0776	87.4805		
	S	98.275	104.676	94.176	72.623	87.953	92.921		
4	T	9.2636	3.6196	5.6440	5.6906	5.0319	88.2269		85.7742
	S	98.774	105.110	94.710	72.608	88.752	92.135		89.569
5	T	9.6276	3.6393	5.9883	7.8958		340.3935	256.5707	86.8228
	S	95.039	104.541	89.265	52.329		23.881	3.500	87.694
6	T	9.5437	3.6585	5.8852	6.0007	4.9890	87.7504		
	S	95.875	103.992	90.829	68.856	89.515	92.635		
7	T	9.1767	3.6160	5.5607	5.4965	5.1618	86.0207		
	S	99.709	105.214	96.129	75.172	86.518	94.498		
8	T	9.1920	3.5691	5.6229	5.7380	4.8692	85.6571		
	S	99.543	106.597	95.066	72.008	91.718	94.899		
9	T	9.0071	3.5853	5.4218	5.5300	5.0074	85.3480		
	S	101.587	106.115	98.592	74.716	89.186	95.243		
10	T	9.1528	3.5580	5.5948	5.8865	4.9681	86.2581		
	S	99.969	106.929	95.543	70.191	89.892	94.238		
11	T	8.9037	3.5894	5.3143	5.4942	5.0046	138.3880		136.6956
	S	102.766	105.994	100.586	75.203	89.236	58.739		56.203
12	T	9.9778	3.7257	6.2521			258.7216	176.7480	83.8630
	S	91.704	102.116	85.499			31.419	5.080	90.789
13	T	9.0638	3.6047	5.4591	5.5217	5.0140	85.6013		
	S	100.951	105.544	97.918	74.829	89.069	94.961		
14	T	9.0062	3.5924	5.4138	5.6328	5.0505	85.2270		
	S	101.597	105.905	98.738	73.353	88.425	95.378		
15	T	8.9372	3.5888	5.3484	5.4792	4.9828	84.9983		
	S	102.381	106.012	99.945	75.409	89.626	95.635		
16	T	9.1185	3.5746	5.5439	6.0253	5.1337	97.2641		
	S	100.345	106.433	96.420	68.574	86.992	83.575		
17	T	13.5827	5.5399	8.0428	6.7203	4.9833	91.3429		
	S	67.365	68.675	66.463	61.483	89.618	88.992		
18	T	10.9563	4.3366	6.6197	5.7958	4.9515	95.6639		93.2796
	S	83.514	87.731	80.751	71.290	90.193	84.972		82.362

Event: Mid-Ohio Promoter Test Day
 Track: Mid-Ohio Sports Car Course
 Report: Section Data Report
 Session: USF2000 Practice 2

2.258 mile(s) 
 USF2000
 July 30, 2015

Section Data for Car 18 - Mitchell, Jack (R)

Lap	T/SF to I1	I1 to I2	I1 to I2A	I2A to I2	I2 to I3	I2 to I3A	I3A to I3	I3 to I4	I4 to I5	I4 to I5A	I5A to I5B	I5B to I5	I5 to I6	I5 to I6A	I6A to I6	
19	T															
	S															
1	T	4.8368	12.5339	7.5779	4.9560	17.3360	8.7452	8.5908	2.9222	17.2765	7.2637	5.4002	4.6126	13.0091	5.5861	7.4230
	S	106.569	109.884	105.720	116.250	91.599	70.870	112.700	131.128	82.521	96.401	71.083	74.056	81.866	91.298	74.768
2	T	4.7969	12.3292	7.4597	4.8695	17.1565	8.6325	8.5240	2.9082	17.1917	7.1942	5.3807	4.6168	12.1367	5.3826	6.7541
	S	107.456	111.708	107.395	118.315	92.557	71.795	113.583	131.759	82.928	97.332	71.341	73.989	87.750	94.750	82.172
3	T				5.6799	18.0869	9.3209	8.7660	2.9714	19.1578	8.5586	5.7431	4.8561	12.7098	5.8409	6.8689
	S				101.434	87.796	66.493	110.447	128.957	74.418	81.816	66.839	70.343	83.794	87.315	80.799
4	T	4.9251	12.5643	7.6621	4.9022	17.0614	8.5003	8.5611	2.9139	17.0862	7.1259	5.3717	4.5886	12.0280	5.3427	6.6853
	S	104.659	109.618	104.558	117.526	93.073	72.912	113.091	131.501	83.441	98.265	71.460	74.443	88.543	95.457	83.018
5	T	4.7463	12.1568	7.3138	4.8430	16.9455	8.3982	8.5473	2.9034	16.8607	7.1538	5.2659	4.4410	11.8725	5.2936	6.5789
	S	108.601	113.292	109.538	118.963	93.710	73.798	113.273	131.977	84.557	97.882	72.896	76.918	89.703	96.343	84.361
6	T	4.7427	11.8424	7.0990	4.7434	16.8418	8.3565	8.4853	2.8961	16.7682	7.0938	5.1891	4.4853	11.9049	5.3025	6.6024
	S	108.684	116.300	112.852	121.461	94.287	74.167	114.101	132.310	85.023	98.710	73.975	76.158	89.459	96.181	84.060
7	T	4.7340	11.8974	7.1337	4.7637	16.8002	8.2879	8.5123	2.8937	16.6382	6.9855	5.2126	4.4401	11.8002	5.2974	6.5028
	S	108.884	115.762	112.303	120.943	94.520	74.780	113.739	132.419	85.687	100.240	73.641	76.933	90.253	96.274	85.348
8	T	4.7107	11.8880	7.1362	4.7518	17.0234	8.5300	8.4934	2.8852	16.6960	6.9497	5.2723	4.4740	11.8547	5.2992	6.5555
	S	109.422	115.854	112.264	121.246	93.281	72.658	113.992	132.809	85.391	100.756	72.808	76.350	89.838	96.241	84.662
9	T	4.7403	11.8558	7.1021	4.7537	16.7746	8.2775	8.4971	2.9013	16.6174	6.9444	5.2235	4.4495	11.8313	5.3166	6.5147
	S	108.739	116.169	112.803	121.197	94.664	74.874	113.943	132.072	85.795	100.833	73.488	76.771	90.015	95.926	85.192
10	T	4.7207	11.8091	7.0770	4.7321	17.5532	8.8020	8.7512	2.9295	16.6708	6.9676	5.2389	4.4643	11.7648	5.2959	6.4689
	S	109.190	116.628	113.203	121.751	90.465	70.413	110.634	130.801	85.520	100.498	73.272	76.516	90.524	96.301	85.795
11	T	4.7133	11.7604	7.0314	4.7290	16.8175	8.3073	8.5102	2.9074	16.5142	6.9466	5.1862	4.3814	11.7677	5.3158	6.4519
	S	109.362	117.111	113.937	121.830	94.423	74.606	113.767	131.795	86.331	100.801	74.016	77.964	90.502	95.940	86.021
12	T	4.7133	11.7618	7.0266	4.7352	16.7874	8.2977	8.4897	2.9087	16.8203	6.9765	5.3884	4.4554	11.8194	5.3453	6.4741
	S	109.362	117.097	114.015	121.671	94.592	74.692	114.042	131.736	84.760	100.369	71.239	76.669	90.106	95.411	85.726
13	T	4.6975	11.8108	7.0713	4.7395	16.8898	8.3416	8.5482	2.9016	16.6140	6.9473	5.2300	4.4367	11.8223	5.3298	6.4925
	S	109.730	116.611	113.294	121.561	94.019	74.299	113.261	132.059	85.812	100.791	73.396	76.992	90.084	95.688	85.483
14	T	4.6995	12.0216	7.1474	4.8742	16.8679	8.3719	8.4960	2.8956	16.8527	7.0560	5.2306	4.5661	11.8430	5.3381	6.5049
	S	109.683	114.567	112.088	118.201	94.141	74.030	113.957	132.332	84.597	99.239	73.388	74.810	89.927	95.540	85.320
15	T	4.7168	12.0063	7.1906	4.8157	16.8188	8.3022	8.5166	2.8942	16.7479	6.9980	5.2453	4.5046	11.8772	5.3414	6.5358
	S	109.281	114.713	111.414	119.637	94.415	74.652	113.682	132.396	85.126	100.061	73.182	75.832	89.668	95.481	84.917

Event: Mid-Ohio Promoter Test Day
 Track: Mid-Ohio Sports Car Course
 Report: Section Data Report
 Session: USF2000 Practice 2

2.258 mile(s)



USF2000

July 30, 2015

Section Data for Car 18 - Mitchell, Jack (R)

Lap	T/S	I6 to I7	I6 to I7A	I7A to I7	I7 to I8	I8 to SF	Lap	PI to PO	PO to SF	SF to PI
19	T	10.8507	3.8154	7.0353	9.6812					
	S	84.326	99.716	75.980	42.679					
Lap	T/S	I6 to I7	I6 to I7A	I7A to I7	I7 to I8	I8 to SF	Lap	PI to PO	PO to SF	SF to PI
1	T	9.2562	3.6384	5.6178	5.7414	5.1440	88.0561		87.3177	
	S	98.853	104.566	95.152	71.965	86.818	92.314		87.197	
2	T	10.5695	4.3393	6.2302	6.1053	5.0377	88.2317			83.2447
	S	86.570	87.676	85.799	67.676	88.650	92.130			92.291
3	T	9.1149	3.6087	5.5062			175.4267	88.1888	91.5296	
	S	100.385	105.427	97.081			46.337	10.182	83.185	
4	T	9.8997	3.6602	6.2395	6.1170	5.0005	87.5961			
	S	92.427	103.944	85.671	67.546	89.309	92.799			
5	T	9.0531	3.6303	5.4228	5.6127	4.9746	85.1256			
	S	101.070	104.800	98.574	73.616	89.774	95.492			
6	T	8.9950	3.5625	5.4325	5.5151	4.9532	84.4594			
	S	101.723	106.794	98.398	74.918	90.162	96.245			
7	T	8.7586	3.5696	5.1890	5.4553	4.9577	83.9353			
	S	104.469	106.582	103.015	75.740	90.080	96.846			
8	T	8.6548	3.5474	5.1074	5.4471	4.8920	84.0519			
	S	105.722	107.249	104.661	75.854	91.290	96.712			
9	T	8.7454	3.5829	5.1625	5.5005	4.9368	83.9034			
	S	104.626	106.186	103.544	75.117	90.462	96.883			
10	T	8.7373	3.5623	5.1750	5.4135	4.9063	84.5052			
	S	104.723	106.800	103.294	76.324	91.024	96.193			
11	T	8.7002	3.5568	5.1434	5.4777	4.9508	83.6092			
	S	105.170	106.965	103.928	75.430	90.206	97.224			
12	T	8.7101	3.5538	5.1563	5.4681	4.9651	83.9542			
	S	105.050	107.056	103.668	75.562	89.946	96.824			
13	T	8.7474	3.5549	5.1925	5.4232	4.9056	83.8122			
	S	104.603	107.023	102.946	76.188	91.037	96.988			
14	T	8.6903	3.5367	5.1536	5.5399	4.9448	84.3553			
	S	105.290	107.573	103.723	74.583	90.315	96.364			
15	T	9.0018	3.5505	5.4513	5.4653	4.9465				81.6976
	S	101.646	107.155	98.058	75.601	90.284				94.039

Event: Mid-Ohio Promoter Test Day
Track: Mid-Ohio Sports Car Course
Report: Section Data Report
Session: USF2000 Practice 2

2.258 mile(s)



USF2000

July 30, 2015

Section Data for Car 2 - Jamin, Nico

Lap	T/SF to I1	I1 to I2	I1 to I2A	I2A to I2	I2 to I3	I2 to I3A	I3A to I3	I3 to I4	I4 to I5	I4 to I5A	I5A to I5B	I5B to I5	I5 to I6	I5 to I6A	I6A to I6	
1	T	4.7432	12.2068	7.3530	4.8538	17.2741	8.7471	8.5270	2.8886	17.1907	7.2454	5.4390	4.5063	12.1712	5.4761	6.6951
	S	108.672	112.828	108.954	118.698	91.927	70.855	113.543	132.653	82.933	96.644	70.576	75.803	87.502	93.132	82.896
2	T	4.7129	12.0229	7.2463	4.7766	17.0921	8.6095	8.4826	2.8807	16.9945	7.0922	5.4103	4.4920	11.7816	5.3492	6.4324
	S	109.371	114.554	110.558	120.616	92.906	71.987	114.137	133.017	83.891	98.732	70.951	76.044	90.395	95.341	86.282
3	T	4.6567	11.8418	7.1026	4.7392	17.1931	8.5765	8.6166	2.8807	17.1345	7.2018	5.4343	4.4984	11.9062	5.3900	6.5162
	S	110.691	116.306	112.795	121.568	92.360	72.264	112.362	133.017	83.205	97.229	70.637	75.936	89.449	94.620	85.172
4	T	4.6533	11.8213	7.0836	4.7377	16.8767	8.4489	8.4278	2.8583	16.8609	7.0573	5.3699	4.4337	11.8950	5.3334	6.5616
	S	110.772	116.508	113.097	121.607	94.092	73.355	114.880	134.059	84.555	99.220	71.484	77.044	89.533	95.624	84.583
5	T	4.6915	11.7334	7.0344	4.6990	16.8841	8.4270	8.4571	2.8672	16.6453	6.9705	5.2795	4.3953	11.8826	5.3025	6.5801
	S	109.870	117.381	113.888	122.608	94.050	73.546	114.482	133.643	85.651	100.456	72.708	77.717	89.627	96.181	84.345
6	T	4.6477	11.6729	6.9937	4.6792	16.8737	8.3950	8.4787	2.8748	16.7426	7.0097	5.3042	4.4287	11.7367	5.3073	6.4294
	S	110.905	117.989	114.551	123.127	94.108	73.826	114.190	133.290	85.153	99.894	72.370	77.131	90.741	96.094	86.322
7	T	4.6449	11.5976	6.9536	4.6440	16.7292	8.3156	8.4136	2.8613	16.6150	6.9516	5.2547	4.4087	11.7528	5.2965	6.4563
	S	110.972	118.755	115.212	124.060	94.921	74.531	115.073	133.919	85.807	100.729	73.051	77.481	90.617	96.290	85.963
8	T	4.6401	12.1611	7.3486	4.8125	16.8152	8.3776	8.4376	2.8648	16.5239	6.8965	5.2257	4.4017	11.6911	5.3116	6.3795
	S	111.087	113.252	109.019	119.717	94.436	73.980	114.746	133.755	86.280	101.534	73.457	77.604	91.095	96.016	86.997
9	T	4.6615	11.5978	6.9435	4.6543	16.7346	8.3008	8.4338	2.8668	16.5192	6.8888	5.2328	4.3976	11.7011	5.2948	6.4063
	S	110.577	118.753	115.379	123.786	94.890	74.664	114.798	133.662	86.305	101.647	73.357	77.677	91.017	96.321	86.633
10	T	4.6240	11.5567	6.9038	4.6529	16.6887	8.2810	8.4077	2.8591	16.5143	6.9345	5.2198	4.3600	11.6145	5.2941	6.3204
	S	111.474	119.175	116.043	123.823	95.151	74.843	115.154	134.022	86.330	100.977	73.540	78.347	91.696	96.334	87.811
11	T	4.6316	11.5504	6.8913	4.6591	16.7022	8.2949	8.4073	2.8529	16.4669	6.8727	5.2264	4.3678	12.7634	5.3063	7.4571
	S	111.291	119.240	116.253	123.658	95.075	74.717	115.160	134.313	86.579	101.885	73.447	78.207	83.442	96.112	74.426
12	T	4.6527	11.6675	6.9693	4.6982	16.7733	8.3450	8.4283	2.8588	16.5606	6.9400	5.2355	4.3851	11.6688	5.2919	6.3769
	S	110.786	118.044	114.952	122.629	94.672	74.269	114.873	134.036	86.089	100.897	73.319	77.898	91.269	96.374	87.033
13	T	4.6003	11.6169	6.9329	4.6840	16.6776	8.2687	8.4089	2.8463	17.4523	7.2400	5.6422	4.5701	11.9275	5.5791	6.3484
	S	112.048	118.558	115.556	123.001	95.215	74.954	115.138	134.625	81.690	96.716	68.034	74.745	89.289	91.413	87.424
14	T	4.6319	11.6018	6.9198	4.6820	16.6966	8.2841	8.4125	2.8482	16.4299	6.8753	5.1966	4.3580	11.8846	5.2846	6.6000
	S	111.284	118.712	115.774	123.053	95.106	74.815	115.088	134.535	86.774	101.847	73.868	78.382	89.612	96.507	84.091
15	T				5.4438	19.2605	10.4937	8.7668	2.8997	17.0122	7.1192	5.4324	4.4606	11.8181	5.3209	6.4972
	S				105.833	82.446	59.061	110.437	132.145	83.803	98.358	70.662	76.580	90.116	95.848	85.421
16	T	4.6512	11.7911	7.0774	4.7137	16.7265	8.3173	8.4092	2.8519	16.6804	6.9273	5.3361	4.4170	11.7043	5.3192	6.3851
	S	110.822	116.806	113.196	122.226	94.936	74.516	115.134	134.360	85.470	101.082	71.937	77.336	90.992	95.879	86.921
17	T	4.6619	11.6711	6.9646	4.7065	16.7565	8.3481	8.4084	2.8450	16.5872	6.9200	5.2617	4.4055	11.7302	5.2841	6.4461
	S	110.567	118.007	115.030	122.413	94.766	74.241	115.145	134.686	85.951	101.189	72.954	77.537	90.791	96.516	86.099
18	T	4.6406	11.6421	6.9715	4.6706	16.7467	8.3170	8.4297	2.8555	16.6026	6.9180	5.2823	4.4023	11.6967	5.3032	6.3935
	S	111.075	118.301	114.916	123.354	94.822	74.519	114.854	134.191	85.871	101.218	72.670	77.594	91.051	96.168	86.807
19	T				5.2390	17.4378	8.8417	8.5961	2.9176	16.9177	7.1552	5.3166	4.4459	11.7680	5.3541	6.4139
	S				109.971	91.064	70.097	112.630	131.335	84.272	97.863	72.201	76.833	90.500	95.254	86.531

Event: Mid-Ohio Promoter Test Day
Track: Mid-Ohio Sports Car Course
Report: Section Data Report
Session: USF2000 Practice 2

2.258 mile(s)



USF2000

July 30, 2015

Section Data for Car 2 - Jamin, Nico

Lap	T/S I6 to I7	I6 to I7A	I7A to I7	I7 to I8	I8 to SF	Lap	PI to PO	PO to SF	SF to PI
1	T	9.0984	3.5834	5.5150	5.6168	4.9806	86.1704		85.9146
	S	100.567	106.171	96.926	73.562	89.666	94.334		88.621
2	T	9.0226	3.6110	5.4116	5.7427	4.9397	85.1897		
	S	101.412	105.360	98.778	71.949	90.409	95.420		
3	T	8.7789	3.5399	5.2390	5.5772	4.8438	84.8129		
	S	104.227	107.476	102.032	74.084	92.198	95.844		
4	T	8.8507	3.5886	5.2621	5.5605	4.8917	84.2684		
	S	103.382	106.018	101.584	74.307	91.296	96.463		
5	T	9.1257	3.5746	5.5511	5.5389	4.9912	84.3599		
	S	100.266	106.433	96.295	74.596	89.476	96.359		
6	T	8.7842	3.6258	5.1584	5.4844	4.8598	83.6768		
	S	104.164	104.930	103.626	75.338	91.895	97.145		
7	T	8.6500	3.5480	5.1020	5.4852	4.8905	83.2265		
	S	105.780	107.231	104.772	75.327	91.318	97.671		
8	T	8.6718	3.5425	5.1293	5.5317	4.8567	83.7564		
	S	105.514	107.397	104.214	74.693	91.954	97.053		
9	T	8.6204	3.5433	5.0771	5.5483	4.9641	83.2138		
	S	106.144	107.373	105.286	74.470	89.964	97.686		
10	T	8.5837	3.5441	5.0396	5.4433	4.8618	82.7461		
	S	106.597	107.349	106.069	75.906	91.857	98.238		
11	T	8.6270	3.5168	5.1102	5.3782	4.8990	83.8716		
	S	106.062	108.182	104.604	76.825	91.160	96.920		
12	T	9.2369	3.9376	5.2993	5.6349	4.9057	83.9592		
	S	99.059	96.621	100.871	73.325	91.035	96.818		
13	T	8.6031	3.5459	5.0572	5.6365	4.7881	84.1486		
	S	106.357	107.294	105.700	73.305	93.271	96.601		
14	T	8.6719	3.5064	5.1655	5.5386	4.8407	83.1442		79.5487
	S	105.513	108.503	103.484	74.600	92.258	97.767		96.579
15	T	8.7656	3.5517	5.2139			250.0372	168.4463	85.2557
	S	104.385	107.119	102.523			32.510	5.331	89.306
16	T	8.7872	3.5541	5.2331	5.4664	4.8669	83.5259		
	S	104.129	107.047	102.147	75.586	91.761	97.321		
17	T	9.0173	3.5395	5.4778	5.5664	4.9732	83.8088		
	S	101.472	107.488	97.584	74.228	89.800	96.992		
18	T	8.9972	3.5326	5.4646	5.5822	4.8616	83.6252		79.5151
	S	101.698	107.698	97.820	74.018	91.861	97.205		96.620
19	T	8.7014	3.5292	5.1722			198.1195	119.0215	82.7081
	S	105.155	107.802	103.350			41.030	7.544	92.057

Event: Mid-Ohio Promoter Test Day
Track: Mid-Ohio Sports Car Course
Report: Section Data Report
Session: USF2000 Practice 2

2.258 mile(s)



USF2000

July 30, 2015

Section Data for Car 2 - Jamin, Nico

Lap	T/SF to I1	I1 to I2	I1 to I2A	I2A to I2	I2 to I3	I2 to I3A	I3A to I3	I3 to I4	I4 to I5	I4 to I5A	I5A to I5B	I5B to I5	I5 to I6	I5 to I6A	I6A to I6	
20	T	4.6576	11.6186	6.9450	4.6736	16.7448	8.2983	8.4465	2.8679	16.3966	6.8729	5.2072	4.3165	12.0212	5.2930	6.7282
	S	110.670	118.540	115.354	123.275	94.833	74.687	114.625	133.611	86.950	101.882	73.718	79.136	88.593	96.354	82.489
21	T	4.6218	11.7533	7.0571	4.6962	16.8073	8.3783	8.4290	2.8679	16.4159	6.8874	5.1323	4.3962	11.5228	5.2371	6.2857
	S	111.527	117.182	113.522	122.681	94.480	73.974	114.863	133.611	86.848	101.668	74.794	77.701	92.425	97.382	88.296
22	T	4.6035	11.5177	6.8926	4.6251	16.6068	8.2209	8.3859	2.8612	16.3149	6.8305	5.1704	4.3140	11.5579	5.2443	6.3136
	S	111.970	119.579	116.231	124.567	95.621	75.390	115.454	133.923	87.385	102.515	74.243	79.182	92.145	97.248	87.905
23	T	4.6219	11.5168	6.8945	4.6223	16.5906	8.2049	8.3857	2.8524	16.2743	6.7956	5.1492	4.3295	11.5409	5.2736	6.2673
	S	111.524	119.588	116.199	124.643	95.714	75.537	115.456	134.337	87.603	103.041	74.548	78.898	92.280	96.708	88.555
24	T	4.5949	11.5732	6.9262	4.6470	16.5588	8.1805	8.3783	2.8503	16.4893	6.8488	5.2152	4.4253	12.7389	5.3582	7.3807
	S	112.180	119.005	115.668	123.980	95.898	75.762	115.558	134.436	86.461	102.241	73.605	77.190	83.602	95.181	75.196
25	T	4.6557	11.6640	6.9866	4.6774	16.6284	8.2300	8.3984	2.8510	16.3907	6.8458	5.1918	4.3531	11.6386	5.2687	6.3699
	S	110.715	118.079	114.668	123.174	95.497	75.307	115.282	134.403	86.981	102.286	73.937	78.471	91.506	96.798	87.129

Event: Mid-Ohio Promoter Test Day

Track: Mid-Ohio Sports Car Course

2.258 mile(s)



Report: Section Data Report

USF2000

Session: USF2000 Practice 2

July 30, 2015

Section Data for Car 2 - Jamin, Nico

Lap	T/S	I6 to I7	I6 to I7A	I7A to I7	I7 to I8	I8 to SF	Lap	PI to PO	PO to SF	SF to PI
20	T	8.6898	3.5285	5.1613	5.3556	4.8956	83.2477			
	S	105.296	107.823	103.568	77.149	91.223	97.646			
21	T	8.7832	3.6557	5.1275	5.6044	4.7999	83.1765			
	S	104.176	104.072	104.251	73.725	93.042	97.730			
22	T	8.5563	3.5039	5.0524	5.4056	4.8205	82.2444			
	S	106.939	108.580	105.800	76.436	92.644	98.837			
23	T	8.5074	3.5154	4.9920	5.5108	4.8692	82.2843			
	S	107.553	108.225	107.080	74.977	91.718	98.789			
24	T	8.5205	3.4990	5.0215	5.4526	4.8178	83.5963			
	S	107.388	108.732	106.451	75.777	92.696	97.239			
25	T	8.7354	3.5052	5.2302	5.4755	4.9622				79.3802
	S	104.746	108.540	102.204	75.460	89.999				96.784

Event: Mid-Ohio Promoter Test Day
Track: Mid-Ohio Sports Car Course
Report: Section Data Report
Session: USF2000 Practice 2

2.258 mile(s) 
USF2000
July 30, 2015

Section Data for Car 22 - Eidson, Jake

Lap	T/SF to I1	I1 to I2	I1 to I2A	I2A to I2	I2 to I3	I2 to I3A	I3A to I3	I3 to I4	I4 to I5	I4 to I5A	I5A to I5B	I5B to I5	I5 to I6	I5 to I6A	I6A to I6	
1	T	4.7471	12.2669	7.4167	4.8502	17.4080	8.8475	8.5605	2.8995	17.2791	7.2348	5.4612	4.5831	12.0572	5.4369	6.6203
	S	108.583	112.276	108.018	118.786	91.220	70.051	113.099	132.154	82.509	96.786	70.289	74.533	88.329	93.803	83.833
2	T	4.7084	12.1374	7.3115	4.8259	17.1668	8.6633	8.5035	2.8948	16.9966	7.0939	5.4076	4.4951	11.9563	5.3412	6.6151
	S	109.476	113.473	109.572	119.384	92.501	71.540	113.857	132.369	83.880	98.708	70.986	75.992	89.074	95.484	83.899
3	T	4.6681	11.8813	7.1085	4.7728	16.9137	8.4734	8.4403	2.8799	16.8341	7.0554	5.3015	4.4772	12.1697	5.3551	6.8146
	S	110.421	115.919	112.701	120.712	93.886	73.143	114.709	133.054	84.690	99.247	72.407	76.296	87.512	95.236	81.443
4	T	4.6424	11.9200	7.1750	4.7450	16.8270	8.4073	8.4197	2.8684	16.7282	6.9989	5.2758	4.4535	11.7677	5.3025	6.4652
	S	111.032	115.543	111.657	121.420	94.369	73.718	114.990	133.587	85.226	100.048	72.759	76.702	90.502	96.181	85.844
5	T	4.6563	11.7514	7.0455	4.7059	16.9008	8.4566	8.4442	2.8719	16.7057	6.9646	5.3043	4.4368	11.7728	5.2868	6.4860
	S	110.700	117.201	113.709	122.429	93.957	73.289	114.656	133.424	85.341	100.541	72.368	76.990	90.463	96.467	85.569
6	T	4.6325	11.7717	7.0623	4.7094	16.9616	8.5075	8.4541	2.8813	16.8352	7.0189	5.3541	4.4622	11.7770	5.3230	6.4540
	S	111.269	116.999	113.438	122.338	93.621	72.850	114.522	132.989	84.685	99.763	71.695	76.552	90.431	95.811	85.993
7	T	4.6433	11.6054	6.9453	4.6601	16.6983	8.2889	8.4094	2.8665	16.6568	6.8909	5.3231	4.4428	11.7908	5.3121	6.4787
	S	111.010	118.675	115.349	123.632	95.097	74.771	115.131	133.676	85.592	101.616	72.113	76.886	90.325	96.007	85.665
8	T				5.0150	17.1119	8.6114	8.5005	2.8854	16.8577	7.0148	5.3899	4.4530	11.7709	5.3234	6.4475
	S				114.883	92.798	71.971	113.897	132.800	84.572	99.821	71.219	76.710	90.477	95.803	86.080
9	T	4.6333	11.7247	7.0485	4.6762	16.7885	8.3656	8.4229	2.8719	16.6027	6.9069	5.2793	4.4165	11.7328	5.2773	6.4555
	S	111.250	117.468	113.661	123.206	94.586	74.086	114.946	133.424	85.870	101.381	72.711	77.344	90.771	96.640	85.973
10	T	4.6164	11.6518	6.9702	4.6816	16.7139	8.3263	8.3876	2.8606	16.5885	6.9091	5.2593	4.4201	11.6610	5.2937	6.3673
	S	111.657	118.203	114.937	123.064	95.008	74.436	115.430	133.952	85.944	101.349	72.988	77.281	91.330	96.341	87.164
11	T	4.6130	11.6758	6.9784	4.6974	16.8134	8.3929	8.4205	2.8567	16.6091	6.9468	5.2196	4.4427	11.8072	5.2747	6.5325
	S	111.740	117.960	114.802	122.650	94.446	73.845	114.979	134.134	85.837	100.799	73.543	76.888	90.199	96.688	84.960
12	T				5.1247	17.1581	8.7130	8.4451	2.8711	16.8663	7.0284	5.3645	4.4734	11.6917	5.3066	6.3851
	S				112.423	92.548	71.132	114.644	133.462	84.528	99.628	71.556	76.360	91.090	96.107	86.921
13	T	4.6332	11.7052	6.9913	4.7139	16.6867	8.3044	8.3823	2.8613	16.6331	6.9152	5.2811	4.4368	11.6830	5.2944	6.3886
	S	111.252	117.663	114.590	122.221	95.163	74.632	115.503	133.919	85.714	101.259	72.686	76.990	91.158	96.328	86.873
14	T				5.2650	17.6126	8.9434	8.6692	2.9200	17.2022	7.1726	5.4547	4.5749	11.8888	5.3627	6.5261
	S				109.428	90.160	69.299	111.681	131.227	82.878	97.625	70.373	74.666	89.580	95.101	85.043
15	T	4.6545	11.8843	7.1408	4.7435	16.8363	8.3936	8.4427	2.8808	16.7480	7.0037	5.3047	4.4396	11.6387	5.3004	6.3383
	S	110.743	115.890	112.191	121.458	94.317	73.839	114.677	133.012	85.125	99.980	72.363	76.942	91.505	96.219	87.563
16	T	4.8910	12.5608	7.7702	4.7906	16.9478	8.4889	8.4589	2.8757	16.6283	6.9402	5.2894	4.3987	11.7737	5.2630	6.5107
	S	105.388	109.648	103.104	120.264	93.697	73.010	114.457	133.248	85.738	100.894	72.572	77.657	90.456	96.903	85.244
17	T	4.6332	11.7751	7.0399	4.7352	16.8021	8.3770	8.4251	2.8693	16.6721	7.0021	5.2382	4.4318	11.7094	5.3045	6.4049
	S	111.252	116.965	113.799	121.671	94.509	73.985	114.916	133.545	85.513	100.002	73.282	77.077	90.953	96.145	86.652
18	T	4.6290	11.5866	6.9283	4.6583	16.6973	8.2697	8.4276	2.8634	16.4795	6.9205	5.2204	4.3386	11.7078	5.2499	6.4579
	S	111.353	118.868	115.632	123.680	95.102	74.945	114.882	133.821	86.512	101.182	73.531	78.733	90.965	97.145	85.941
19	T	4.6449	11.5283	6.8802	4.6481	16.6809	8.2846	8.3963	2.8649	16.3904	6.8603	5.1987	4.3314	11.5711	5.2632	6.3079
	S	110.972	119.469	116.441	123.951	95.196	74.810	115.311	133.751	86.983	102.069	73.838	78.864	92.040	96.899	87.985

Event: Mid-Ohio Promoter Test Day
Track: Mid-Ohio Sports Car Course
Report: Section Data Report
Session: USF2000 Practice 2

2.258 mile(s)



USF2000

July 30, 2015

Section Data for Car 22 - Eidson, Jake

Lap	T/S I6 to I7	I6 to I7A	I7A to I7	I7 to I8	I8 to SF	Lap	PI to PO	PO to SF	SF to PI
1	T	9.1667	3.6805	5.4862	5.8539	5.2189	86.8973		86.5488
	S	99.818	103.370	97.435	70.582	85.572	93.545		87.972
2	T	8.9083	3.6131	5.2952	5.5575	4.9951	85.3212		
	S	102.713	105.299	100.949	74.347	89.406	95.273		
3	T	8.8709	3.5995	5.2714	5.5720	4.9059	84.6956		
	S	103.146	105.696	101.405	74.153	91.031	95.977		
4	T	8.8834	3.6610	5.2224	5.5429	4.8793	84.0593		
	S	103.001	103.921	102.356	74.543	91.528	96.703		
5	T	8.7609	3.5610	5.1999	5.5281	4.9082	83.8561		
	S	104.441	106.839	102.799	74.742	90.989	96.937		
6	T	8.7119	3.5706	5.1413	5.4996	4.8802	83.9510		
	S	105.029	106.552	103.971	75.129	91.511	96.828		
7	T	8.7255	3.5634	5.1621	5.4737	4.8808	83.3411		80.3280
	S	104.865	106.767	103.552	75.485	91.500	97.537		95.642
8	T	8.8226	3.5609	5.2617			164.5220	85.2106	82.4175
	S	103.711	106.842	101.592			49.409	10.538	92.382
9	T	8.7874	3.5740	5.2134	5.5297	4.8559	83.5269		
	S	104.126	106.451	102.533	74.720	91.969	97.320		
10	T	8.6998	3.5707	5.1291	5.5049	4.8541	83.1510		
	S	105.175	106.549	104.218	75.057	92.003	97.759		
11	T	8.6189	3.5432	5.0757	5.5206	4.8453	83.3600		81.2540
	S	106.162	107.376	105.315	74.844	92.170	97.514		94.552
12	T	9.4701	3.7394	5.7307			238.5375	158.4973	82.2232
	S	96.620	101.742	93.278			34.078	5.665	92.600
13	T	8.6976	3.5486	5.1490	5.4923	4.8719	83.2643		80.7632
	S	105.201	107.213	103.815	75.229	91.667	97.626		95.127
14	T	8.7520	3.5388	5.2132			169.8083	87.7103	84.7632
	S	104.548	107.509	102.537			47.870	10.238	89.825
15	T	8.7896	3.5626	5.2270	5.5334	4.9029	83.8685		
	S	104.100	106.791	102.266	74.671	91.087	96.923		
16	T	9.6467	3.5688	6.0779	5.5226	4.9020	85.7486		
	S	94.851	106.606	87.949	74.817	91.104	94.798		
17	T	8.7094	3.6104	5.0990	5.5096	4.8302	83.5104		
	S	105.059	105.377	104.833	74.993	92.458	97.339		
18	T	8.6493	3.5661	5.0832	5.4077	4.8378	82.8584		
	S	105.789	106.686	105.159	76.406	92.313	98.105		
19	T	8.6657	3.5934	5.0723	5.4378	4.8492	82.6332		
	S	105.589	105.876	105.385	75.983	92.096	98.372		

Event: Mid-Ohio Promoter Test Day

Track: Mid-Ohio Sports Car Course

2.258 mile(s)



Report: Section Data Report

USF2000

Session: USF2000 Practice 2

July 30, 2015

Section Data for Car 22 - Eidson, Jake

Lap	T/SF to I1	I1 to I2	I1 to I2A	I2A to I2	I2 to I3	I2 to I3A	I3A to I3	I3 to I4	I4 to I5	I4 to I5A	I5A to I5B	I5B to I5	I5 to I6	I5 to I6A	I6A to I6	
20	T	4.6552	11.8177	6.9417	4.8760	18.5829	9.1343	9.4486	3.3771	17.5686	7.8004	5.3240	4.4442	11.5658	5.2657	6.3001
	S	110.727	116.543	115.409	118.158	85.452	67.851	102.468	113.465	81.149	89.768	72.101	76.862	92.082	96.853	88.094
21	T	4.6245	11.5375	6.8969	4.6406	16.6712	8.2725	8.3987	2.8762	16.3359	6.8267	5.1765	4.3327	11.5276	5.2559	6.2717
	S	111.462	119.374	116.159	124.151	95.251	74.920	115.278	133.225	87.273	102.572	74.155	78.840	92.387	97.034	88.493
22	T															
	S															

Event: Mid-Ohio Promoter Test Day

Track: Mid-Ohio Sports Car Course

2.258 mile(s)



Report: Section Data Report

USF2000

Session: USF2000 Practice 2

July 30, 2015

Section Data for Car 22 - Eidson, Jake

Lap	T/S	I6 to I7	I6 to I7A	I7A to I7	I7 to I8	I8 to SF	Lap	PI to PO	PO to SF	SF to PI
20	T	8.5862	3.5371	5.0491	5.4067	4.9148	86.4750			
	S	106.566	107.561	105.869	76.420	90.867	94.002			
21	T	8.6133	3.5257	5.0876	5.3990	4.8567	82.4419			79.8705
	S	106.231	107.909	105.068	76.529	91.954	98.600			96.190
22	T	8.7035	3.5274	5.1761						
	S	105.130	107.857	103.272						

Event: Mid-Ohio Promoter Test Day
Track: Mid-Ohio Sports Car Course
Report: Section Data Report
Session: USF2000 Practice 2

2.258 mile(s)



USF2000

July 30, 2015

Section Data for Car 23 - Luo, Yufeng (R)

Lap	T/SF to I1	I1 to I2	I1 to I2A	I2A to I2	I2 to I3	I2 to I3A	I3A to I3	I3 to I4	I4 to I5	I4 to I5A	I5A to I5B	I5B to I5	I5 to I6	I5 to I6A	I6A to I6	
1	T				5.5237	17.8634	9.2145	8.6489	2.9316	18.0878	7.7459	5.6447	4.6972	12.0678	5.4492	6.6186
	S				104.303	88.894	67.261	111.943	130.707	78.820	90.400	68.004	72.722	88.251	93.592	83.855
2	T	4.8497	12.3295	7.4723	4.8572	16.9907	8.4622	8.5285	2.9158	17.4132	7.2729	5.4761	4.6642	12.0468	5.3302	6.7166
	S	106.286	111.705	107.214	118.615	93.460	73.240	113.523	131.416	81.874	96.279	70.098	73.237	88.405	95.681	82.631
3	T	4.7693	12.0803	7.2900	4.7903	17.0758	8.5629	8.5129	2.8967	17.3969	7.2371	5.5489	4.6109	11.9585	5.3611	6.5974
	S	108.078	114.010	109.895	120.271	92.994	72.379	113.731	132.282	81.950	96.755	69.178	74.083	89.058	95.130	84.124
4	T	4.7220	12.0492	7.2401	4.8091	17.0249	8.5312	8.4937	2.8911	17.3012	7.1958	5.4382	4.6672	11.8648	5.3325	6.5323
	S	109.160	114.304	110.653	119.801	93.272	72.648	113.988	132.538	82.404	97.311	70.587	73.190	89.761	95.640	84.962
5	T	4.7006	11.9072	7.1251	4.7821	16.9988	8.4809	8.5179	2.8944	17.0819	7.1331	5.3667	4.5821	11.8172	5.3154	6.5018
	S	109.657	115.667	112.439	120.478	93.416	73.079	113.664	132.387	83.462	98.166	71.527	74.549	90.123	95.948	85.361
6	T	4.7357	11.8769	7.1606	4.7163	17.0780	8.5382	8.5398	2.9085	17.1802	7.3226	5.3460	4.5116	11.8145	5.3097	6.5048
	S	108.844	115.962	111.881	122.159	92.982	72.588	113.373	131.746	82.984	95.625	71.804	75.714	90.143	96.051	85.322
7	T	4.6983	11.8886	7.1394	4.7492	16.8238	8.3197	8.5041	2.8867	16.9747	7.1593	5.2847	4.5307	23.1392	5.3158	17.8234
	S	109.711	115.848	112.213	121.312	94.387	74.495	113.849	132.740	83.989	97.807	72.637	75.395	46.026	95.940	31.139
8	T				5.0910	18.0584	9.0975	8.9609	3.0351	18.3845	8.0896	5.6068	4.6881	12.1068	5.4343	6.6725
	S				113.168	87.934	68.126	108.045	126.250	77.548	86.559	68.464	72.863	87.967	93.848	83.177
9	T	5.2919	12.4634	7.6274	4.8360	16.8484	8.3777	8.4707	2.9105	17.2194	7.2309	5.4508	4.5377	11.7745	5.3270	6.4475
	S	97.404	110.505	105.034	119.135	94.250	73.979	114.298	131.655	82.795	96.838	70.423	75.278	90.450	95.739	86.080
10	T	4.6921	11.7664	7.0463	4.7201	16.9482	8.4570	8.4912	2.9022	17.0390	7.1319	5.3837	4.5234	11.8685	5.3642	6.5043
	S	109.856	117.051	113.696	122.060	93.695	73.285	114.022	132.031	83.672	98.182	71.301	75.516	89.733	95.075	85.328
11	T	4.6763	11.7473	7.0179	4.7294	16.7657	8.3080	8.4577	2.9033	16.9531	7.0969	5.3745	4.4817	11.8101	5.3227	6.4874
	S	110.227	117.242	114.156	121.820	94.714	74.600	114.473	131.981	84.096	98.667	71.423	76.219	90.177	95.816	85.550
12	T	4.8964	12.5635	7.7058	4.8577	16.7807	8.2938	8.4869	2.8928	16.8178	7.0736	5.2553	4.4889	11.7601	5.3057	6.4544
	S	105.272	109.625	103.965	118.603	94.630	74.727	114.080	132.461	84.772	98.992	73.043	76.097	90.560	96.123	85.988

Event: Mid-Ohio Promoter Test Day
Track: Mid-Ohio Sports Car Course
Report: Section Data Report
Session: USF2000 Practice 2

2.258 mile(s)



USF2000

July 30, 2015

Section Data for Car 23 - Luo, Yufeng (R)

Lap	T/S	I6 to I7	I6 to I7A	I7A to I7	I7 to I8	I8 to SF	Lap	PI to PO	PO to SF	SF to PI
1	T	10.0725	3.8049	6.2676			216.1857	131.1368	86.9686	
	S	90.841	99.991	85.287			37.601	6.847	87.547	
2	T	9.0485	3.5786	5.4699	5.7250	5.1076	86.4268			
	S	101.122	106.314	97.725	72.171	87.437	94.054			
3	T	9.0750	3.6357	5.4393	5.9111	5.0352	86.1988			
	S	100.826	104.644	98.275	69.899	88.694	94.303			
4	T	9.0160	3.5916	5.4244	5.7077	5.0017	85.5786			
	S	101.486	105.929	98.545	72.390	89.288	94.986			
5	T	9.0503	3.6077	5.4426	5.6334	4.9648	85.0486			
	S	101.102	105.456	98.215	73.345	89.951	95.578			
6	T	9.1240	3.5724	5.5516	5.8387	4.9849	85.5414			
	S	100.285	106.498	96.287	70.766	89.589	95.028			
7	T	8.9382	3.5858	5.3524	5.5307	4.9233	95.8035			100.2910
	S	102.370	106.100	99.870	74.707	90.710	84.849			76.604
8	T	14.8008	6.9516	7.8492			268.1766	178.2788	85.6771	
	S	61.821	54.729	68.102			30.311	5.037	88.867	
9	T	9.0089	3.5924	5.4165	5.6429	5.0072	86.1671			
	S	101.566	105.905	98.688	73.222	89.190	94.338			
10	T	8.8976	3.5664	5.3312	5.5224	4.9383	84.5747			
	S	102.837	106.677	100.267	74.819	90.434	96.114			
11	T	8.8722	3.5339	5.3383	5.5726	4.9676	84.2682			
	S	103.131	107.659	100.134	74.145	89.901	96.463			
12	T	9.2207	3.5422	5.6785	5.6988	5.0138				83.2813
	S	99.233	107.406	94.135	72.503	89.072				92.250

Event: Mid-Ohio Promoter Test Day
Track: Mid-Ohio Sports Car Course
Report: Section Data Report
Session: USF2000 Practice 2

2.258 mile(s)



USF2000

July 30, 2015

Section Data for Car 3 - Telitz, Aaron

Lap	T/SF to I1	I1 to I2	I1 to I2A	I2A to I2	I2 to I3	I2 to I3A	I3A to I3	I3 to I4	I4 to I5	I4 to I5A	I5A to I5B	I5B to I5	I5 to I6	I5 to I6A	I6A to I6	
1	T				6.6796	18.5893	9.9296	8.6597	2.9199	17.6280	7.5430	5.4580	4.6270	12.0313	5.3685	6.6628
	S				86.253	85.423	62.417	111.803	131.231	80.876	92.831	70.330	73.826	88.519	94.999	83.298
2	T	4.7260	12.1148	7.2991	4.8157	17.1163	8.6362	8.4801	2.8904	17.2041	7.2138	5.3722	4.6181	12.1992	5.4662	6.7330
	S	109.068	113.685	109.758	119.637	92.774	71.765	114.171	132.571	82.869	97.068	71.454	73.968	87.301	93.301	82.430
3	T	4.6691	11.9550	7.1866	4.7684	17.0876	8.5898	8.4978	2.8774	17.3577	7.2526	5.4630	4.6421	12.0316	5.3697	6.6619
	S	110.397	115.205	111.476	120.824	92.930	72.152	113.933	133.169	82.135	96.548	70.266	73.585	88.517	94.977	83.310
4	T	4.6888	12.1707	7.3223	4.8484	17.2031	8.8030	8.4001	2.8122	17.1068	7.2118	5.4139	4.4811	11.9273	5.2728	6.6545
	S	109.933	113.163	109.410	118.830	92.306	70.405	115.258	136.257	83.340	97.095	70.903	76.229	89.291	96.723	83.402
5	T	4.6601	11.9704	7.1798	4.7906	17.1256	8.7216	8.4040	2.8546	16.8737	7.0990	5.3091	4.4656	11.8562	5.3320	6.5242
	S	110.610	115.057	111.582	120.264	92.724	71.062	115.205	134.233	84.491	98.637	72.303	76.494	89.826	95.649	85.068
6	T	4.6507	11.7548	7.0460	4.7088	17.0299	8.5230	8.5069	2.8925	16.7896	7.1249	5.2598	4.4049	11.9106	5.3389	6.5717
	S	110.834	117.167	113.701	122.353	93.245	72.718	113.811	132.474	84.915	98.279	72.981	77.548	89.416	95.525	84.453
7	T	4.6371	11.7972	7.0658	4.7314	16.9183	8.4678	8.4505	2.8809	16.7938	7.0839	5.2771	4.4328	11.8766	5.3957	6.4809
	S	111.159	116.746	113.382	121.769	93.860	73.192	114.571	133.008	84.893	98.848	72.741	77.060	89.672	94.520	85.636
8	T				5.1799	17.5284	8.9561	8.5723	2.9133	17.4453	7.4653	5.4215	4.5585	11.9112	5.3406	6.5706
	S				111.225	90.593	69.201	112.943	131.528	81.723	93.798	70.804	74.935	89.412	95.495	84.467
9	T	4.6492	12.2440	7.4198	4.8242	16.9789	8.5085	8.4704	2.8942	16.8369	7.1337	5.3027	4.4005	11.7140	5.2454	6.4686
	S	110.870	112.486	107.973	119.426	93.525	72.842	114.302	132.396	84.676	98.158	72.390	77.625	90.917	97.228	85.799
10	T	4.6383	11.7910	7.0381	5.2832	18.7745	9.8592	8.9153	2.9432	17.7288	7.6639	5.4667	4.5982	11.9730	5.3420	6.6310
	S	111.130	116.807	113.828	109.051	84.580	62.862	108.598	130.192	80.416	91.367	70.219	74.288	88.950	95.470	83.698
11	T	4.6812	12.0349	7.2612	4.7737	16.9425	8.4651	8.4774	2.9001	16.7826	7.0693	5.2666	4.4467	11.5977	5.2118	6.3859
	S	110.112	114.440	110.331	120.690	93.726	73.215	114.207	132.127	84.950	99.052	72.886	76.819	91.829	97.855	86.910
12	T	4.6320	11.6849	6.9892	4.6957	16.9179	8.4460	8.4719	2.8989	21.1253	7.3852	6.5998	7.1403		170.4595	
	S	111.281	117.868	114.625	122.694	93.862	73.381	114.282	132.182	67.487	94.815	58.163	47.840		2.992	

Event: Mid-Ohio Promoter Test Day
Track: Mid-Ohio Sports Car Course
Report: Section Data Report
Session: USF2000 Practice 2

2.258 mile(s)



USF2000

July 30, 2015

Section Data for Car 3 - Telitz, Aaron

Lap	T/S	I6 to I7	I6 to I7A	I7A to I7	I7 to I8	I8 to SF	Lap	PI to PO	PO to SF	SF to PI
1	T	9.3568	3.6420	5.7148			121.6115	30.6334	93.2938	
	S	97.790	104.463	93.537			66.842	29.313	81.612	
2	T	9.1061	3.5984	5.5077	5.8215	5.0150	86.1934			
	S	100.482	105.729	97.054	70.975	89.051	94.309			
3	T	9.0006	3.6232	5.3774	5.6932	4.9303	85.6025			
	S	101.660	105.005	99.406	72.575	90.581	94.960			
4	T	9.3206	3.5853	5.7353	5.9694	4.9264	86.1253			
	S	98.170	106.115	93.203	69.217	90.653	94.383			
5	T	8.9360	3.5936	5.3424	5.7452	4.8324	84.8542			
	S	102.395	105.870	100.057	71.918	92.416	95.797			
6	T	8.8033	3.5539	5.2494	5.7377	4.8697	84.4388			
	S	103.938	107.053	101.830	72.012	91.708	96.269			
7	T	8.7533	3.5773	5.1760	5.6275	4.8497	84.1344			81.8120
	S	104.532	106.352	103.274	73.422	92.086	96.617			93.907
8	T	9.0560	3.5215	5.5345			198.0384	116.9090	83.5589	
	S	101.038	108.038	96.584			41.047	7.681	91.120	
9	T	8.8705	3.5685	5.3020	5.5896	4.8775	84.6548			
	S	103.151	106.615	100.820	73.920	91.561	96.023			
10	T	8.7557	3.5398	24.1369	5.4837	4.8900	1022.5563	246.6333	85.5516	690.7088
	S	104.503	107.479	22.146	75.347	91.327	7.949	3.641	88.997	11.123
11	T	8.9546	3.5920	5.3626	5.6187	4.8935	84.4058			
	S	102.182	105.917	99.680	73.537	91.262	96.306			
12	T	8.7281	3.5313	20.0962	5.4958	4.8608				297.8762
	S	104.834	107.738	26.599	75.181	91.876				25.792

Event: Mid-Ohio Promoter Test Day

Track: Mid-Ohio Sports Car Course

Report: Section Data Report

Session: USF2000 Practice 2

2.258 mile(s)



USF2000

July 30, 2015

Section Data for Car 33 - Martin, Anthony (R)

Table with 17 columns (Lap, T/SF to I1, I1 to I2, I1 to I2A, I2A to I2, I2 to I3, I2 to I3A, I3A to I3, I3 to I4, I4 to I5, I4 to I5A, I5A to I5B, I5B to I5, I5 to I6, I5 to I6A, I6A to I6) and multiple rows of lap data for Car 33.

Event: Mid-Ohio Promoter Test Day
Track: Mid-Ohio Sports Car Course
Report: Section Data Report
Session: USF2000 Practice 2

2.258 mile(s)



USF2000

July 30, 2015

Section Data for Car 33 - Martin, Anthony (R)

Lap	T/S I6 to I7	I6 to I7A	I7A to I7	I7 to I8	I8 to SF	Lap	PI to PO	PO to SF	SF to PI
1	T	9.1622	3.5613	5.6009	6.6747	5.6784	88.3087		88.0729
	S	99.867	106.830	95.439	61.903	78.647	92.050		86.450
2	T	9.2952	3.7630	5.5322	5.8231	4.8979	85.8110		
	S	98.438	101.104	96.624	70.956	91.180	94.729		
3	T	8.8021	3.5746	5.2275	12.6666	5.3355	93.2575		
	S	103.952	106.433	102.256	32.620	83.702	87.165		
4	T	9.2306	3.5923	5.6383	5.8066	4.9329	86.8702		
	S	99.127	105.908	94.806	71.157	90.533	93.574		
5	T	8.9507	3.5928	5.3579	5.8234	4.9476	85.1776		
	S	102.227	105.894	99.768	70.952	90.264	95.434		
6	T	8.7769	3.5407	5.2362	5.6449	4.8945	84.5326		
	S	104.251	107.452	102.087	73.196	91.243	96.162		
7	T	8.7118	3.5288	5.1830	5.5749	4.9211	84.0557		
	S	105.030	107.814	103.134	74.115	90.750	96.707		
8	T	8.7160	3.5183	5.1977	5.6075	4.8503	83.9501		
	S	104.979	108.136	102.843	73.684	92.075	96.829		
9	T	8.6737	3.5364	5.1373	5.4272	4.8623	83.4337		
	S	105.491	107.582	104.052	76.132	91.848	97.428		
10	T	8.7607	3.5454	5.2153	5.5597	4.8466	84.2563		
	S	104.444	107.309	102.496	74.317	92.145	96.477		
11	T	9.5814	3.5169	6.0645	6.2932	5.0037	86.3517		
	S	95.498	108.179	88.143	65.655	89.252	94.136		
12	T	8.6339	3.5061	5.1278	5.8377	4.8692	84.4820		82.2008
	S	105.978	108.512	104.245	70.778	91.718	96.219		93.463
13	T	10.0051	3.5665	6.4386			451.4207	367.5160	86.5207
	S	91.453	106.674	83.022			18.007	2.443	88.000
14	T	9.0023	3.5946	5.4077	5.7496	4.9237	84.9354		
	S	101.641	105.841	98.849	71.863	90.702	95.706		
15	T	8.8481	3.5109	5.3372	5.6244	4.8879	83.8287		
	S	103.412	108.364	100.155	73.462	91.367	96.969		
16	T	8.7170	3.5117	5.2053	5.5476	4.8699	83.3940		
	S	104.967	108.339	102.693	74.479	91.704	97.475		
17	T	8.6094	3.5132	5.0962	5.3435	4.8793	82.9907		
	S	106.279	108.293	104.891	77.324	91.528	97.948		
18	T	8.5854	3.5153	5.0701	5.3956	4.8874	82.9101		
	S	106.576	108.228	105.431	76.578	91.376	98.044		
19	T	8.5726	3.5123	5.0603	5.4437	4.8540	83.0348		
	S	106.735	108.321	105.635	75.901	92.005	97.896		

Event: Mid-Ohio Promoter Test Day

Track: Mid-Ohio Sports Car Course

2.258 mile(s)



Report: Section Data Report

USF2000

Session: USF2000 Practice 2

July 30, 2015

Section Data for Car 33 - Martin, Anthony (R)

Lap	T/SF to I1	I1 to I2	I1 to I2A	I2A to I2	I2 to I3	I2 to I3A	I3A to I3	I3 to I4	I4 to I5	I4 to I5A	I5A to I5B	I5B to I5	I5 to I6	I5 to I6A	I6A to I6	
20	T	4.6324	11.6569	6.9738	4.6831	16.7419	8.3086	8.4333	2.8619	16.6576	6.9973	5.1811	4.4792	11.5959	5.2162	6.3797
	S	111.272	118.151	114.878	123.025	94.849	74.594	114.805	133.891	85.587	100.071	74.089	76.262	91.843	97.772	86.995
21	T	4.6100	11.5650	6.9189	4.6461	16.5567	8.1915	8.3652	2.8467	16.7388	6.9451	5.2114	4.5823	11.8497	5.2509	6.5988
	S	111.812	119.090	115.790	124.004	95.910	75.660	115.739	134.606	85.172	100.823	73.658	74.546	89.876	97.126	84.106
22	T	5.1839	13.0301	7.9351	5.0950	17.2714	8.6586	8.6128	3.1039	17.7258	7.7972	5.2078	4.7208	11.7066	5.2954	6.4112
	S	99.434	105.699	100.961	113.079	91.941	71.579	112.412	123.452	80.430	89.805	73.709	72.359	90.974	96.310	86.567
23	T	4.6099	11.6202	6.9441	4.6761	16.7127	8.3361	8.3766	2.8355	17.0763	7.1497	5.3671	4.5595	11.6336	5.2381	6.3955
	S	111.815	118.524	115.369	123.209	95.015	74.348	115.582	135.137	83.489	97.938	71.522	74.919	91.545	97.364	86.780
24	T	4.6272	11.6677	6.9672	4.7005	16.6960	8.2849	8.4111	2.8455	16.5638	6.8957	5.1492	4.5189	11.5696	5.2195	6.3501
	S	111.397	118.041	114.987	122.569	95.110	74.808	115.108	134.662	86.072	101.545	74.548	75.592	92.052	97.711	87.400

Event: Mid-Ohio Promoter Test Day
Track: Mid-Ohio Sports Car Course
Report: Section Data Report
Session: USF2000 Practice 2

2.258 mile(s)



USF2000

July 30, 2015

Section Data for Car 33 - Martin, Anthony (R)

Lap	T/S	I6 to I7	I6 to I7A	I7A to I7	I7 to I8	I8 to SF	Lap	PI to PO	PO to SF	SF to PI
20	T	8.6720	3.5105	5.1615	5.4788	4.8517	83.1491			
	S	105.512	108.376	103.564	75.415	92.048	97.762			
21	T	8.6197	3.5156	5.1041	5.3856	4.8217	82.9939			
	S	106.152	108.219	104.729	76.720	92.621	97.945			
22	T	9.6479	3.7621	5.8858	5.6691	5.1219	88.4606			
	S	94.839	101.128	90.820	72.883	87.192	91.892			
23	T	8.5906	3.4862	5.1044	5.4434	4.8404	83.3626			
	S	106.512	109.132	104.722	75.905	92.263	97.511			
24	T	9.9623	3.6541	6.3082	7.4756	4.8601				81.4379
	S	91.846	104.117	84.738	55.271	91.889				94.338

Event: Mid-Ohio Promoter Test Day
Track: Mid-Ohio Sports Car Course
Report: Section Data Report
Session: USF2000 Practice 2

2.258 mile(s) 
USF2000
July 30, 2015

Section Data for Car 5 - Andres Soori, Keyvan

Lap	T/SF to I1	I1 to I2	I1 to I2A	I2A to I2	I2 to I3	I2 to I3A	I3A to I3	I3 to I4	I4 to I5	I4 to I5A	I5A to I5B	I5B to I5	I5 to I6	I5 to I6A	I6A to I6	
1	T	4.9421	12.9086	7.8906	5.0180	17.6818	8.9790	8.7028	2.9517	19.1549	8.4226	5.8447	4.8876	12.5080	5.6522	6.8558
	S	104.299	106.694	101.530	114.814	89.807	69.025	111.249	129.817	74.429	83.137	65.677	69.889	85.146	90.230	80.953
2	T	4.8648	12.6192	7.6672	4.9520	17.4911	8.7766	8.7145	2.9554	19.0202	8.3605	5.7233	4.9364	12.9096	5.6540	7.2556
	S	105.956	109.141	104.489	116.344	90.786	70.616	111.100	129.655	74.956	83.754	67.070	69.198	82.497	90.202	76.493
3	T	4.8114	12.3834	7.4180	4.9654	17.4962	8.8450	8.6512	2.9361	17.6358	7.4504	5.4985	4.6869	12.3180	5.4625	6.8555
	S	107.132	111.219	107.999	116.030	90.760	70.070	111.913	130.507	80.840	93.985	69.812	72.882	86.459	93.364	80.957
4	T	4.8110	12.3075	7.3842	4.9233	17.2836	8.6763	8.6073	2.9234	18.1248	7.7803	5.5831	4.7614	12.9662	5.6482	7.3180
	S	107.141	111.905	108.493	117.022	91.876	71.433	112.484	131.074	78.659	90.000	68.755	71.742	82.137	90.294	75.840
5	T				5.2836	17.7677	9.0487	8.7190	2.9473	17.7680	7.5462	5.4898	4.7320	12.2846	5.4983	6.7863
	S				109.042	89.373	68.493	111.043	130.011	80.239	92.792	69.923	72.187	86.694	92.756	81.782
6	T	4.7931	12.3307	7.4367	4.8940	17.3159	8.6788	8.6371	2.9481	17.3798	7.3470	5.3933	4.6395	12.0854	5.4247	6.6607
	S	107.541	111.695	107.727	117.723	91.705	71.412	112.096	129.976	82.031	95.308	71.174	73.627	88.123	94.014	83.325
7	T	4.7731	12.3268	7.4388	4.8880	17.1313	8.5129	8.6184	2.9331	17.1889	7.2335	5.3119	4.6435	12.1553	5.4514	6.7039
	S	107.992	111.730	107.697	117.868	92.693	72.804	112.339	130.641	82.942	96.803	72.265	73.563	87.616	93.554	82.788
8	T	4.7898	12.2326	7.3583	4.8743	17.1821	8.5798	8.6023	2.9197	17.5092	7.5178	5.3757	4.6157	12.0848	5.3901	6.6947
	S	107.615	112.590	108.875	118.199	92.419	72.236	112.549	131.240	81.425	93.143	71.407	74.006	88.127	94.618	82.901
9	T	4.7541	12.2818	7.3919	4.8899	17.0605	8.4621	8.5984	2.9314	17.2156	7.1820	5.3578	4.6758	11.9034	5.3433	6.5601
	S	108.423	112.139	108.380	117.822	93.078	73.241	112.600	130.716	82.813	97.498	71.646	73.055	89.470	95.447	84.602
10	T	4.7390	12.0998	7.2571	4.8427	17.0757	8.4830	8.5927	2.9178	16.9521	7.1113	5.2767	4.5641	11.9898	5.3733	6.6165
	S	108.769	113.826	110.393	118.970	92.995	73.061	112.675	131.326	84.101	98.467	72.747	74.843	88.826	94.914	83.881
11	T	4.7479	12.3546	7.4462	4.9084	17.1490	8.5537	8.5953	2.9149	16.9972	7.1533	5.2442	4.5997	11.9135	5.3426	6.5709
	S	108.565	111.479	107.590	117.378	92.598	72.457	112.641	131.456	83.877	97.889	73.198	74.264	89.394	95.459	84.463
12	T				6.5151	19.7855	9.8729	9.9126	3.5561	19.3174	8.5538	5.7085	5.0551	12.8069	5.7412	7.0657
	S				88.431	80.258	62.775	97.672	107.753	73.803	81.862	67.244	67.574	83.158	88.832	78.548
13	T	4.9950	12.8644	7.8391	5.0253	17.6563	8.9666	8.6897	2.9436	17.4568	7.3535	5.4073	4.6960	12.1567	5.4179	6.7388
	S	103.194	107.061	102.197	114.647	89.937	69.120	111.417	130.175	81.669	95.224	70.990	72.741	87.606	94.132	82.359
14	T	4.8472	12.3864	7.5019	4.8845	17.1116	8.4823	8.6293	2.9308	17.0686	7.1153	5.2934	4.6599	12.0119	5.3816	6.6303
	S	106.341	111.192	106.791	117.952	92.800	73.067	112.197	130.743	83.527	98.411	72.517	73.304	88.662	94.767	83.707
15	T	4.7345	12.0672	7.2427	4.8245	17.0248	8.4209	8.6039	2.9193	16.9478	7.0911	5.2687	4.5880	11.9386	5.3143	6.6243
	S	108.872	114.134	110.613	119.419	93.273	73.599	112.528	131.258	84.122	98.747	72.857	74.453	89.206	95.967	83.782
16	T	4.7583	11.9815	7.1775	4.8040	17.0118	8.4229	8.5889	2.9351	16.7620	7.0446	5.2142	4.5032	11.8409	5.3421	6.4988
	S	108.327	114.950	111.618	119.928	93.344	73.582	112.725	130.552	85.054	99.399	73.619	75.855	89.942	95.468	85.400
17	T	4.7476	11.9771	7.1918	4.7853	17.0053	8.4237	8.5816	2.9324	16.8668	7.1026	5.2161	4.5481	11.7976	5.3298	6.4678
	S	108.572	114.992	111.396	120.397	93.380	73.575	112.821	130.672	84.526	98.587	73.592	75.106	90.273	95.688	85.810
18	T	4.7195	11.9845	7.1883	4.7962	16.9753	8.4042	8.5711	2.9325	17.1028	7.0702	5.3849	4.6477	11.9419	5.3467	6.5952
	S	109.218	114.921	111.450	120.124	93.545	73.746	112.959	130.667	83.360	99.039	71.285	73.497	89.182	95.386	84.152
19	T	4.7372	11.9949	7.1831	4.8118	17.0043	8.4375	8.5668	2.9280	16.8482	7.0821	5.2771	4.4890	11.8376	5.3245	6.5131
	S	108.810	114.822	111.531	119.734	93.385	73.455	113.016	130.868	84.619	98.873	72.741	76.095	89.968	95.784	85.213

Event: Mid-Ohio Promoter Test Day
Track: Mid-Ohio Sports Car Course
Report: Section Data Report
Session: USF2000 Practice 2

2.258 mile(s)



USF2000

July 30, 2015

Section Data for Car 5 - Andres Soori, Keyvan

Lap	T/S I6 to I7	I6 to I7A	I7A to I7	I7 to I8	I8 to SF	Lap	PI to PO	PO to SF	SF to PI
1	T	9.7250	3.6954	6.0296	6.1380	5.1031	91.1132		90.5266
	S	94.087	102.954	88.654	67.315	87.514	89.216		84.106
2	T	9.4282	3.6506	5.7776	6.0964	5.0470	90.4319		
	S	97.049	104.217	92.520	67.775	88.486	89.889		
3	T	9.5653	3.7219	5.8434	6.0258	5.0261	88.1981		
	S	95.658	102.221	91.478	68.569	88.854	92.165		
4	T	9.3558	3.6699	5.6859	5.8952	4.9768	88.6443		85.7318
	S	97.800	103.669	94.012	70.088	89.735	91.701		89.614
5	T	9.5081	3.7158	5.7923			313.9846	230.4385	86.2896
	S	96.234	102.388	92.286			25.889	3.897	88.236
6	T	9.2855	3.6315	5.6540	5.8068	4.9665	86.9118		
	S	98.541	104.765	94.543	71.155	89.921	93.529		
7	T	9.1831	3.6079	5.5752	5.7326	4.9720	86.3962		
	S	99.640	105.450	95.879	72.076	89.821	94.087		
8	T	9.6259	3.6009	6.0250	6.0567	5.0157	87.4165		
	S	95.056	105.655	88.721	68.219	89.039	92.989		
9	T	9.0834	3.6092	5.4742	5.7583	4.9325	85.9210		
	S	100.733	105.412	97.648	71.754	90.540	94.608		
10	T	9.1117	3.5920	5.5197	5.7727	4.9131	85.5717		
	S	100.420	105.917	96.843	71.575	90.898	94.994		
11	T	9.2486	3.6012	5.6474	5.7392	4.9075	85.9724		82.0636
	S	98.934	105.647	94.653	71.993	91.002	94.551		93.619
12	T	9.1326	3.5684	5.5642			374.7633	285.2934	97.1425
	S	100.191	106.618	96.069			21.690	3.147	78.378
13	T	12.1861	3.7917	8.3944	6.4099	5.0631	91.7319		
	S	75.086	100.339	63.679	64.460	88.205	88.615		
14	T	9.3673	3.6503	5.7170	5.8749	5.0106	86.6093		
	S	97.680	104.226	93.501	70.330	89.129	93.856		
15	T	9.1696	3.6247	5.5449	5.7281	4.9060	85.4359		
	S	99.786	104.962	96.403	72.132	91.030	95.145		
16	T	9.1751	3.6540	5.5211	5.7272	4.9358	85.1277		
	S	99.726	104.120	96.819	72.144	90.480	95.489		
17	T	9.0433	3.5902	5.4531	5.7552	4.9373	85.0626		
	S	101.180	105.970	98.026	71.793	90.452	95.563		
18	T	8.9898	3.5718	5.4180	5.6623	4.9123	85.2209		
	S	101.782	106.516	98.661	72.971	90.913	95.385		
19	T	8.9974	3.5985	5.3989	5.6323	4.9390	84.9189		
	S	101.696	105.726	99.010	73.359	90.421	95.724		

Event: Mid-Ohio Promoter Test Day

Track: Mid-Ohio Sports Car Course

2.258 mile(s)



Report: Section Data Report

USF2000

Session: USF2000 Practice 2

July 30, 2015

Section Data for Car 5 - Andres Soori, Keyvan

Lap	T/SF to I1	I1 to I2	I1 to I2A	I2A to I2	I2 to I3	I2 to I3A	I3A to I3	I3 to I4	I4 to I5	I4 to I5A	I5A to I5B	I5B to I5	I5 to I6	I5 to I6A	I6A to I6	
20	T	4.7155	11.9696	7.1855	4.7841	16.9323	8.3505	8.5818	2.9269	16.7330	7.0657	5.2010	4.4663	12.8160	6.2344	6.5816
	S	109.311	115.064	111.493	120.427	93.783	74.220	112.818	130.917	85.202	99.102	73.806	76.482	83.099	81.804	84.326
21	T	4.7487	12.2193	7.2520	4.9673	22.5917	9.4554	13.1363	4.1877	19.1005	8.8736	5.4352	4.7917	12.9159	5.8689	7.0470
	S	108.546	112.713	110.471	115.986	70.289	65.547	73.703	91.502	74.641	78.911	70.625	71.288	82.457	86.899	78.757
22	T															
	S															

Event: Mid-Ohio Promoter Test Day

Track: Mid-Ohio Sports Car Course

2.258 mile(s)



Report: Section Data Report

USF2000


Session: USF2000 Practice 2

July 30, 2015

Section Data for Car 5 - Andres Soori, Keyvan

Lap	T/S	I6 to I7	I6 to I7A	I7A to I7	I7 to I8	I8 to SF	Lap	PI to PO	PO to SF	SF to PI
20	T	8.9956	3.5985	5.3971	5.6641	4.9069	85.6599			
	S	101.716	105.726	99.043	72.947	91.013	94.896			
21	T	8.9623	3.5654	5.3969	5.7073	4.9266	95.3600			93.3653
	S	102.094	106.707	99.047	72.395	90.649	85.243			82.287
22	T	10.6913	4.1385	6.5528						
	S	85.584	91.931	81.575						

Event: Mid-Ohio Promoter Test Day
Track: Mid-Ohio Sports Car Course
Report: Section Data Report
Session: USF2000 Practice 2

2.258 mile(s) 
USF2000
July 30, 2015

Section Data for Car 6 - Hanratty, Max (R)

Lap	T/SF to I1	I1 to I2	I1 to I2A	I2A to I2	I2 to I3	I2 to I3A	I3A to I3	I3 to I4	I4 to I5	I4 to I5A	I5A to I5B	I5B to I5	I5 to I6	I5 to I6A	I6A to I6	
1	T	5.0822	13.1732	8.0613	5.1119	17.7161	8.9845	8.7316	2.9523	17.8166	7.5812	5.5160	4.7194	12.6035	5.6875	6.9160
	S	101.424	104.551	99.381	112.705	89.633	68.982	110.883	129.791	80.020	92.364	69.591	72.380	84.500	89.670	80.249
2	T	4.8863	12.6388	7.6395	4.9993	17.5851	8.9102	8.6749	2.9397	17.3763	7.3585	5.4009	4.6169	12.3208	5.4850	6.8358
	S	105.490	108.972	104.868	115.243	90.301	69.558	111.607	130.347	82.047	95.159	71.074	73.987	86.439	92.981	81.190
3	T	4.8190	12.4520	7.5124	4.9396	17.3863	8.7624	8.6239	2.9257	17.2891	7.2552	5.4152	4.6187	12.6955	5.4376	7.2579
	S	106.963	110.607	106.642	116.636	91.334	70.731	112.267	130.971	82.461	96.514	70.886	73.958	83.888	93.791	76.468
4	T	4.7825	12.4568	7.5392	4.9176	17.4286	8.8277	8.6009	2.9136	17.2580	7.2584	5.4070	4.5926	12.2328	5.4661	6.7667
	S	107.779	110.564	106.263	117.158	91.112	70.208	112.568	131.515	82.610	96.471	70.994	74.379	87.061	93.302	82.019
5	T	4.7977	12.5081	7.5652	4.9429	17.3531	8.7402	8.6129	2.9275	17.8217	7.7482	5.4381	4.6354	12.4897	5.6651	6.8246
	S	107.438	110.110	105.898	116.558	91.508	70.911	112.411	130.890	79.997	90.373	70.588	73.692	85.270	90.025	81.323
6	T	4.8012	12.3860	7.5050	4.8810	17.4423	8.7837	8.6586	2.9241	17.2002	7.1927	5.3961	4.6114	12.2660	5.4471	6.8189
	S	107.360	111.196	106.747	118.037	91.040	70.559	111.817	131.043	82.888	97.352	71.137	74.075	86.825	93.628	81.391
7	T	4.7738	12.2038	7.3523	4.8515	17.2264	8.6402	8.5862	2.9151	16.9802	7.1184	5.3221	4.5397	12.0348	5.3777	6.6571
	S	107.976	112.856	108.964	118.754	92.181	71.731	112.760	131.447	83.961	98.369	72.126	75.245	88.493	94.836	83.370
8	T	4.7684	12.2475	7.3903	4.8572	17.2096	8.6317	8.5779	2.9190	17.5006	7.2602	5.4789	4.7615	12.1911	5.4693	6.7218
	S	108.098	112.453	108.404	118.615	92.271	71.802	112.869	131.272	81.465	96.447	70.062	71.740	87.359	93.248	82.567
9	T	4.7843	12.2855	7.4144	4.8711	17.2604	8.6595	8.6009	2.9253	17.1700	7.2336	5.3580	4.5784	12.0583	5.4382	6.6201
	S	107.739	112.106	108.051	118.276	92.000	71.571	112.568	130.989	83.033	96.802	71.643	74.609	88.321	93.781	83.836
10	T	4.7691	12.3422	7.4441	4.8981	17.1002	8.5350	8.5652	2.9061	16.9532	7.1197	5.2761	4.5574	11.9258	5.3602	6.5656
	S	108.082	111.591	107.620	117.624	92.862	72.615	113.037	131.854	84.095	98.351	72.755	74.953	89.302	95.146	84.531
11	T	4.7878	12.4263	7.5055	4.9208	17.2951	8.7530	8.5421	2.8958	17.1301	7.2310	5.3214	4.5777	12.4398	5.6123	6.8275
	S	107.660	110.835	106.740	117.082	91.815	70.807	113.342	132.323	83.227	96.837	72.136	74.621	85.612	90.872	81.289
12	T	4.8150	12.5217	7.5876	4.9341	17.2682	8.7111	8.5571	2.8921	17.2566	7.1862	5.4712	4.5992	12.2740	5.5217	6.7523
	S	107.052	109.991	105.585	116.766	91.958	71.147	113.144	132.493	82.617	97.441	70.161	74.272	86.769	92.363	82.194
13	T	4.8107	12.6028	7.6707	4.9321	17.1750	8.6102	8.5648	2.9083	16.9455	7.1971	5.2493	4.4991	11.8648	5.3614	6.5034
	S	107.148	109.283	104.441	116.814	92.457	71.981	113.042	131.755	84.133	97.293	73.127	75.924	89.761	95.124	85.340
14	T	4.7629	12.2243	7.3627	4.8616	17.1597	8.6078	8.5519	2.9006	17.0797	7.2112	5.3286	4.5399	11.8609	5.3384	6.5225
	S	108.223	112.667	108.810	118.508	92.540	72.001	113.212	132.104	83.472	97.103	72.038	75.242	89.791	95.534	85.090
15	T	4.7754	12.2832	7.3984	4.8848	17.2101	8.6232	8.5869	2.9189	17.0492	7.2517	5.3316	4.4659	12.0995	5.5154	6.5841
	S	107.940	112.127	108.285	117.945	92.269	71.873	112.751	131.276	83.622	96.560	71.998	76.489	88.020	92.468	84.294
16	T	4.7622	12.3866	7.5085	4.8781	17.2300	8.6305	8.5995	2.9183	17.1142	7.1573	5.3784	4.5785	11.8864	5.3582	6.5282
	S	108.239	111.191	106.697	118.107	92.162	71.812	112.586	131.303	83.304	97.834	71.371	74.608	89.598	95.181	85.016
17	T	4.8204	12.9975	7.9623	5.0352	17.2604	8.6843	8.5761	2.9044	18.8850			5.1526	13.7202	6.2438	7.4764
	S	106.932	105.964	100.616	114.422	92.000	71.367	112.893	131.931	75.493			66.295	77.623	81.681	74.234
18	T				5.4589	18.0285	9.2991	8.7294	2.9344	17.7663	7.6554	5.4578	4.6531	12.2206	5.4640	6.7566
	S				105.541	88.080	66.649	110.910	130.583	80.246	91.468	70.333	73.411	87.148	93.338	82.142
19	T	4.7938	12.2930	7.4236	4.8694	17.3525	8.7170	8.6355	2.9231	17.0491	7.2704	5.2638	4.5149	11.8874	5.3494	6.5380
	S	107.525	112.037	107.918	118.318	91.512	71.099	112.116	131.087	83.622	96.312	72.925	75.659	89.591	95.338	84.888

Event: Mid-Ohio Promoter Test Day
Track: Mid-Ohio Sports Car Course
Report: Section Data Report
Session: USF2000 Practice 2

2.258 mile(s)



USF2000

July 30, 2015

Section Data for Car 6 - Hanratty, Max (R)

Lap	T/S I6 to I7	I6 to I7A	I7A to I7	I7 to I8	I8 to SF	Lap	PI to PO	PO to SF	SF to PI
1	T	9.9477	3.7840	6.1637	6.1789	5.1039	90.5744		92.3872
	S	91.981	100.543	86.725	66.870	87.500	89.747		82.413
2	T	9.2278	3.6564	5.5714	5.8103	5.0992	87.8843		
	S	99.157	104.052	95.945	71.112	87.581	92.494		
3	T	9.1871	3.6498	5.5373	5.7980	5.0285	87.5812		
	S	99.596	104.240	96.535	71.263	88.812	92.814		
4	T	9.3540	3.7946	5.5594	5.9776	4.9517	87.3556		
	S	97.819	100.262	96.152	69.122	90.189	93.054		
5	T	9.0840	3.6539	5.4301	5.8057	5.0236	87.8111		
	S	100.727	104.123	98.441	71.168	88.899	92.571		
6	T	9.1888	3.6658	5.5230	5.7048	5.0412	86.9546		
	S	99.578	103.785	96.785	72.427	88.588	93.483		
7	T	9.0142	3.6321	5.3821	5.6449	4.9849	85.7781		
	S	101.507	104.748	99.319	73.196	89.589	94.765		
8	T	8.9682	3.5991	5.3691	5.7368	4.9814	86.5226		
	S	102.027	105.708	99.560	72.023	89.652	93.950		
9	T	9.1633	3.6445	5.5188	5.5766	4.9953	86.2190		
	S	99.855	104.391	96.859	74.092	89.402	94.281		
10	T	9.0223	3.6144	5.4079	5.6087	4.9722	85.5998		
	S	101.415	105.261	98.845	73.668	89.818	94.963		
11	T	8.9568	3.5919	5.3649	5.7082	4.9682	86.6081		
	S	102.157	105.920	99.638	72.384	89.890	93.857		
12	T	9.3226	3.6492	5.6734	5.7600	4.9996	87.1098		
	S	98.149	104.257	94.220	71.733	89.325	93.317		
13	T	9.2821	3.6352	5.6469	5.6050	5.0049	86.1991		
	S	98.577	104.658	94.662	73.717	89.231	94.303		
14	T	8.8500	3.5586	5.2914	5.5331	4.9802	85.3514		
	S	103.390	106.911	101.022	74.675	89.673	95.239		
15	T	8.8799	3.5665	5.3134	5.4277	4.9937	85.6376		
	S	103.042	106.674	100.603	76.125	89.431	94.921		
16	T	8.9986	3.5602	5.4384	5.8487	4.8956	86.0406		
	S	101.682	106.863	98.291	70.645	91.223	94.476		
17	T	9.0690	3.6098	5.4592	5.6567	4.9374	90.2510		88.3256
	S	100.893	105.395	97.916	73.043	90.451	90.069		86.982
18	T	10.4358	3.8398	6.5960			268.4029	183.6238	86.9559
	S	87.679	99.082	81.041			30.286	4.890	87.560
19	T	9.2411	3.6320	5.6091	5.6790	4.9944	86.2134		
	S	99.014	104.751	95.300	72.756	89.418	94.287		

Event: Mid-Ohio Promoter Test Day
 Track: Mid-Ohio Sports Car Course
 Report: Section Data Report
 Session: USF2000 Practice 2

2.258 mile(s)



USF2000

July 30, 2015

Section Data for Car 6 - Hanratty, Max (R)

Lap	T/SF to I1	I1 to I2	I1 to I2A	I2A to I2	I2 to I3	I2 to I3A	I3A to I3	I3 to I4	I4 to I5	I4 to I5A	I5A to I5B	I5B to I5	I5 to I6	I5 to I6A	I6A to I6	
20	T	4.7784	12.0923	7.2578	4.8345	17.0751	8.4965	8.5786	2.9157	16.8680	7.1368	5.2675	4.4637	11.8863	5.3740	6.5123
	S	107.872	113.897	110.383	119.172	92.998	72.944	112.860	131.420	84.520	98.115	72.874	76.526	89.599	94.901	85.223
21	T	4.7511	12.0721	7.2597	4.8124	17.2421	8.6419	8.6002	2.9240	16.8858	7.1762	5.2570	4.4526	11.7393	5.3264	6.4129
	S	108.492	114.087	110.354	119.719	92.098	71.717	112.577	131.047	84.431	97.576	73.020	76.717	90.721	95.749	86.544
22	T	4.7286	12.0321	7.2246	4.8075	17.1127	8.5493	8.5634	2.9214	16.8282	7.1051	5.2554	4.4677	11.8863	5.4209	6.4654
	S	109.008	114.467	110.890	119.841	92.794	72.494	113.060	131.164	84.720	98.553	73.042	76.458	89.599	94.080	85.842
23	T	4.7273	12.0911	7.2633	4.8278	17.0808	8.5310	8.5498	2.9143	16.8608	7.0559	5.2823	4.5226	11.8824	5.3549	6.5275
	S	109.038	113.908	110.299	119.337	92.967	72.649	113.240	131.483	84.556	99.240	72.670	75.530	89.628	95.240	85.025
24	T	4.7462	12.1133	7.2937	4.8196	17.0139	8.4622	8.5517	2.9140	16.9774	7.1810	5.2872	4.5092	13.5701	5.4490	8.1211
	S	108.604	113.699	109.840	119.540	93.333	73.240	113.215	131.497	83.975	97.511	72.602	75.754	78.481	93.595	68.340
25	T	4.9034	12.7414	7.7295	5.0119	17.5602	8.9178	8.6424	2.9141	17.3395	7.3513	5.2906	4.6976	12.1948	5.4307	6.7641
	S	105.122	108.094	103.647	114.954	90.429	69.498	112.027	131.492	82.222	95.252	72.556	72.716	87.332	93.911	82.051

Event: Mid-Ohio Promoter Test Day
Track: Mid-Ohio Sports Car Course
Report: Section Data Report
Session: USF2000 Practice 2

2.258 mile(s)





USF2000

July 30, 2015

Section Data for Car 6 - Hanratty, Max (R)

Lap	T/S	I6 to I7	I6 to I7A	I7A to I7	I7 to I8	I8 to SF	Lap	PI to PO	PO to SF	SF to PI
20	T	8.9677	3.5904	5.3773	5.6110	4.9725	85.1670			
	S	102.033	105.964	99.408	73.638	89.812	95.445			
21	T	8.9395	3.5878	5.3517	5.6177	4.9998	85.1714			
	S	102.355	106.041	99.883	73.550	89.322	95.440			
22	T	8.8168	3.5505	5.2663	5.3839	4.9776	84.6876			
	S	103.779	107.155	101.503	76.744	89.720	95.986			
23	T	8.8020	3.5663	5.2357	5.3896	4.9673	84.7156			
	S	103.954	106.680	102.096	76.663	89.906	95.954			
24	T	8.9369	3.6141	5.3228	5.6640	4.9705	86.9063			
	S	102.384	105.270	100.426	72.949	89.848	93.535			
25	T	9.7048	3.6345	6.0703	6.1322	5.0541				85.4949
	S	94.283	104.679	88.059	67.379	88.362				89.862

Event: Mid-Ohio Promoter Test Day
 Track: Mid-Ohio Sports Car Course
 Report: Section Data Report
 Session: USF2000 Practice 2

2.258 mile(s) 
 USF2000 
 July 30, 2015

Section Data for Car 61 - List, Andrew

Lap	T/SF to I1	I1 to I2	I1 to I2A	I2A to I2	I2 to I3	I2 to I3A	I3A to I3	I3 to I4	I4 to I5	I4 to I5A	I5A to I5B	I5B to I5	I5 to I6	I5 to I6A	I6A to I6	
1	T	5.0167	13.3673	8.1005	5.2668	18.3161	9.5319	8.7842	2.9598	18.4633	7.9231	5.6771	4.8631	12.9034	5.7897	7.1137
	S	102.748	103.033	98.900	109.390	86.697	65.021	110.219	129.462	77.217	88.378	67.616	70.241	82.536	88.087	78.018
2	T	4.9563	13.2596	7.9965	5.2631	18.3382	9.5449	8.7933	2.9726	18.2916	7.8814	5.5474	4.8628	12.9470	5.7805	7.1665
	S	104.000	103.870	100.186	109.467	86.593	64.932	110.104	128.905	77.942	88.846	69.197	70.246	82.258	88.228	77.444
3	T	4.9293	12.9352	7.7831	5.1521	18.1414	9.4389	8.7025	2.9587	18.4436	7.9894	5.6628	4.7914	13.4416	5.8572	7.5844
	S	104.570	106.475	102.933	111.826	87.532	65.662	111.253	129.510	77.300	87.645	67.787	71.293	79.232	87.072	73.177
4	T	4.9664	13.2429	7.9806	5.2623	18.0643	9.3588	8.7055	2.9555	18.4996	8.0651	5.5650	4.8695	13.1864	5.7339	7.4525
	S	103.788	104.001	100.385	109.484	87.906	66.224	111.215	129.650	77.066	86.822	68.978	70.149	80.765	88.945	74.472
5	T	4.9445	13.0604	7.8179	5.2425	18.3287	9.4795	8.8492	2.9871	18.2891	8.0487	5.4563	4.7841	13.2223	5.8694	7.3529
	S	104.248	105.454	102.475	109.897	86.638	65.380	109.409	128.279	77.953	86.999	70.352	71.401	80.546	86.891	75.480
6	T	4.9084	13.1671	7.9895	5.1776	18.2345	9.4588	8.7757	2.9687	18.2149	7.9482	5.5136	4.7531	12.8908	5.7022	7.1886
	S	105.015	104.600	100.274	111.275	87.085	65.523	110.325	129.074	78.270	88.099	69.621	71.867	82.617	89.439	77.206
7	T	4.9184	13.5303	8.1761	5.3542	17.9774	9.2172	8.7602	2.9547	18.0768	7.7468	5.5055	4.8245	13.0503	5.7465	7.3038
	S	104.801	101.792	97.985	107.605	88.331	67.241	110.521	129.686	78.868	90.389	69.724	70.803	81.607	88.750	75.988
8	T	4.9174	12.9745	7.8730	5.1015	17.9239	9.2195	8.7044	2.9584	18.2660	7.6526	5.7640	4.8494	13.0652	5.7762	7.2890
	S	104.823	106.152	101.757	112.935	88.594	67.224	111.229	129.523	78.051	91.502	66.597	70.440	81.514	88.293	76.142
9	T	4.9142	13.2132	7.8980	5.3152	17.9277	9.2074	8.7203	2.9785	19.2385	8.2730	6.1309	4.8346	13.4967	5.9461	7.5506
	S	104.891	104.235	101.435	108.394	88.575	67.312	111.026	128.649	74.106	84.640	62.611	70.655	78.908	85.771	73.504
10	T	5.0331	13.1268	8.0411	5.0857	17.8998	9.2088	8.6910	2.9282	17.7829	7.6531	5.4462	4.6836	12.8473	5.7061	7.1412
	S	102.413	104.921	99.630	113.286	88.714	67.302	111.401	130.859	80.172	91.496	70.483	72.933	82.897	89.378	77.718
11	T	4.8335	12.7331	7.6288	5.1043	17.8733	9.2332	8.6401	2.9265	18.2043	7.9260	5.4485	4.8298	12.5404	5.5437	6.9967
	S	106.642	108.165	105.015	112.873	88.845	67.124	112.057	130.935	78.316	88.346	70.453	70.726	84.926	91.996	79.323
12	T	4.8629	12.7770	7.6789	5.0981	17.8236	9.0916	8.7320	2.9523	21.1911	8.2055	7.9112	5.0744	12.6905	5.6783	7.0122
	S	105.997	107.793	104.330	113.010	89.093	68.170	110.877	129.791	67.277	85.336	48.522	67.317	83.921	89.816	79.148
13	T	4.8382	12.7710	7.7274	5.0436	17.8156	9.1216	8.6940	2.9502	18.0254	7.7051	5.6434	4.6769	12.4254	5.5149	6.9105
	S	106.538	107.844	103.675	114.231	89.133	67.946	111.362	129.883	79.093	90.878	68.020	73.038	85.712	92.477	80.313
14	T	4.8716	13.5851	7.8787	5.7064	17.8145	9.1920	8.6225	2.9549	18.4330	8.2561	5.5223	4.6546	12.3511	5.5685	6.7826
	S	105.808	101.381	101.684	100.963	89.138	67.425	112.286	129.677	77.344	84.813	69.512	73.388	86.227	91.587	81.827
15	T				5.3077	18.2709	9.3269	8.9440	3.2565	19.6093	8.6144	6.1496	4.8453	13.5910	5.7745	7.8165
	S				108.547	86.912	66.450	108.249	117.667	72.704	81.286	62.421	70.499	78.361	88.319	71.004
16	T	4.9090	12.8049	7.7639	5.0410	17.7541	8.9736	8.7805	2.9658	17.8767	7.6689	5.4624	4.7454	13.3900	5.5601	7.8299
	S	105.002	107.558	103.187	114.290	89.442	69.066	110.265	129.200	79.751	91.307	70.274	71.984	79.537	91.725	70.882
17	T															
	S															

Event: Mid-Ohio Promoter Test Day
Track: Mid-Ohio Sports Car Course
Report: Section Data Report
Session: USF2000 Practice 2

2.258 mile(s)



USF2000

July 30, 2015

Section Data for Car 61 - List, Andrew

Lap	T/S	I6 to I7	I6 to I7A	I7A to I7	I7 to I8	I8 to SF	Lap	PI to PO	PO to SF	SF to PI
1	T	10.1887	3.8177	6.3710	6.3104	5.1651	92.6908		91.7839	
	S	89.805	99.655	83.903	65.476	86.463	87.698		82.954	
2	T	10.0767	3.7348	6.3419	6.2766	5.1039	92.2225			
	S	90.804	101.867	84.288	65.829	87.500	88.143			
3	T	9.8531	3.7511	6.1020	6.3223	5.0447	92.0699			
	S	92.864	101.425	87.602	65.353	88.527	88.289			
4	T	10.0619	3.8158	6.2461	6.2682	5.1833	92.4285			
	S	90.937	99.705	85.581	65.917	86.160	87.947			
5	T	9.8091	3.7424	6.0667	6.2067	5.0481	91.8960			
	S	93.281	101.661	88.111	66.570	88.467	88.457			
6	T	9.8028	3.7656	6.0372	6.0706	5.0907	91.3485			
	S	93.341	101.034	88.542	68.063	87.727	88.987			
7	T	9.6120	3.6979	5.9141	6.0824	5.0216	91.2239			
	S	95.194	102.884	90.385	67.931	88.934	89.108			
8	T	9.8090	3.7162	6.0928	6.1043	5.1000	91.1187			
	S	93.282	102.377	87.734	67.687	87.567	89.211			
9	T	9.7012	3.7074	5.9938	5.9957	5.0265	92.4922			
	S	94.318	102.620	89.183	68.913	88.847	87.886			
10	T	9.9960	3.7667	6.2293	6.6267	5.9251	92.1659			
	S	91.537	101.005	85.811	62.351	75.373	88.197			
11	T	9.5231	3.6770	5.8461	5.9264	5.0276	89.5882			
	S	96.082	103.469	91.436	69.719	88.828	90.735			
12	T	9.4832	3.6642	5.8190	6.0664	5.0559	92.9029			
	S	96.486	103.830	91.862	68.110	88.331	87.498			
13	T	9.5150	3.6603	5.8547	6.1087	5.0011	89.4506			
	S	96.164	103.941	91.302	67.638	89.299	90.875			
14	T	9.5007	3.6451	5.8556	6.0072	5.0320	90.5501			88.2694
	S	96.309	104.374	91.288	68.781	88.750	89.771			87.037
15	T	9.6632	3.6142	6.0490			376.7990	288.3344	91.5192	
	S	94.689	105.267	88.369			21.573	3.114	83.194	
16	T	10.2192	3.9052	6.3140	6.0091	5.0855	91.0143			88.5413
	S	89.537	97.423	84.660	68.759	87.817	89.313			86.770
17	T	10.5532	3.8247	6.7285						
	S	86.704	99.473	79.445						

Event: Mid-Ohio Promoter Test Day
Track: Mid-Ohio Sports Car Course
Report: Section Data Report
Session: USF2000 Practice 2

2.258 mile(s)



USF2000

July 30, 2015

Section Data for Car 80 - Thompson, Parker (R)

Lap	T/S I6 to I7	I6 to I7A	I7A to I7	I7 to I8	I8 to SF	Lap	PI to PO	PO to SF	SF to PI
1	T	9.4670	3.6972	5.7698	5.9988	5.0668	88.0893		87.6738
	S	96.652	102.903	92.645	68.877	88.141	92.279		86.843
2	T	9.2222	3.6648	5.5574	5.8886	4.9852	86.9866		
	S	99.217	103.813	96.186	70.166	89.583	93.449		
3	T	9.1440	3.6341	5.5099	5.9948	5.1339	87.4092		
	S	100.066	104.690	97.015	68.923	86.989	92.997		
4	T	9.4951	3.6264	5.8687	5.9277	5.1426	87.7825		
	S	96.365	104.912	91.084	69.704	86.841	92.602		
5	T	9.0660	3.6286	5.4374	5.8264	4.9541	86.3928		
	S	100.927	104.849	98.309	70.915	90.146	94.091		
6	T	9.0594	3.6045	5.4549	5.8323	4.9393	85.9381		
	S	101.000	105.550	97.994	70.844	90.416	94.589		
7	T	9.0383	3.6454	5.3929	5.7070	4.9308	85.6446		
	S	101.236	104.366	99.120	72.399	90.572	94.913		
8	T	8.9096	3.6016	5.3080	5.7483	4.9261	85.2460		82.3030
	S	102.698	105.635	100.706	71.879	90.658	95.357		93.347
9	T	8.9753	3.5839	5.3914			403.4523	320.6990	85.7439
	S	101.946	106.157	99.148			20.148	2.800	88.798
10	T	9.0077	3.5979	5.4098	5.7099	4.9140	85.3204		
	S	101.580	105.744	98.811	72.362	90.881	95.274		
11	T	8.8447	3.5794	5.2653	5.6265	4.8965	84.5666		
	S	103.452	106.290	101.522	73.435	91.206	96.123		
12	T	8.8311	3.5505	5.2806	5.6458	4.8781	84.3215		
	S	103.611	107.155	101.228	73.184	91.550	96.402		
13	T	8.8135	3.6026	5.2109	5.6761	4.8679	84.7297		
	S	103.818	105.606	102.582	72.793	91.742	95.938		
14	T	8.7633	3.5691	5.1942	5.6047	4.8625	83.9427		80.5422
	S	104.413	106.597	102.912	73.721	91.844	96.837		95.388
15	T	8.7945	3.5760	5.2185	8.4727		228.3229	147.6114	84.4437
	S	104.042	106.391	102.433	48.766		35.602	6.083	90.165
16	T	9.0519	3.6338	5.4181	5.6198	4.8905	84.4132		
	S	101.084	104.699	98.659	73.523	91.318	96.298		
17	T	8.8290	3.5893	5.2397	5.5444	4.8695	83.7460		
	S	103.636	105.997	102.018	74.522	91.712	97.065		
18	T	8.7453	3.5652	5.1801	5.5550	4.8806	83.8616		
	S	104.628	106.713	103.192	74.380	91.503	96.931		
19	T	8.8540	3.5698	5.2842	5.5782	4.8976	83.9869		
	S	103.343	106.576	101.159	74.071	91.186	96.787		

Event: Mid-Ohio Promoter Test Day
Track: Mid-Ohio Sports Car Course
Report: Section Data Report
Session: USF2000 Practice 2

2.258 mile(s)



USF2000

July 30, 2015

Section Data for Car 80 - Thompson, Parker (R)

Lap	T/SF to I1	I1 to I2	I1 to I2A	I2A to I2	I2 to I3	I2 to I3A	I3A to I3	I3 to I4	I4 to I5	I4 to I5A	I5A to I5B	I5B to I5	I5 to I6	I5 to I6A	I6A to I6	
20	T	4.6900	11.8435	7.0863	4.7572	16.7982	8.3003	8.4979	2.9028	16.5697	6.9861	5.2438	4.3398	11.5500	5.2731	6.2769
	S	109.905	116.289	113.054	121.108	94.531	74.669	113.932	132.004	86.041	100.231	73.203	78.711	92.208	96.717	88.419
21	T	4.6807	11.8430	7.1061	4.7369	16.7274	8.2375	8.4899	2.8973	16.3531	6.8959	5.1524	4.3048	11.6284	5.2775	6.3509
	S	110.123	116.294	112.739	121.627	94.931	75.238	114.039	132.255	87.181	101.543	74.502	79.351	91.586	96.637	87.389
22	T	4.6791	11.7993	7.0556	4.7437	16.7216	8.2045	8.5171	2.8995	16.4059	6.9140	5.1577	4.3342	11.6417	5.3025	6.3392
	S	110.161	116.725	113.546	121.453	94.964	75.541	113.675	132.154	86.901	101.277	74.425	78.813	91.481	96.181	87.550
23	T	4.6699	12.4746	7.5353	4.9393	16.8943	8.3388	8.5555	2.8997	16.6534	6.9757	5.2737	4.4040	11.7171	5.3371	6.3800
	S	110.378	110.406	106.318	116.643	93.994	74.324	113.165	132.145	85.609	100.381	72.788	77.564	90.893	95.558	86.991

Event: Mid-Ohio Promoter Test Day

Track: Mid-Ohio Sports Car Course

2.258 mile(s)



Report: Section Data Report

USF2000


Session: USF2000 Practice 2

July 30, 2015

Section Data for Car 80 - Thompson, Parker (R)

Lap	T/S	I6 to I7	I6 to I7A	I7A to I7	I7 to I8	I8 to SF	Lap	PI to PO	PO to SF	SF to PI
20	T	8.7870	3.5841	5.2029	5.5814	4.8437	83.5663			
	S	104.131	106.151	102.740	74.028	92.200	97.274			
21	T	8.7058	3.5529	5.1529	5.4516	4.8480	83.1353			
	S	105.102	107.083	103.737	75.791	92.119	97.778			
22	T	8.6736	3.5673	5.1063	5.4566	4.8599	83.1372			
	S	105.493	106.651	104.684	75.721	91.893	97.776			
23	T	9.3565	3.5430	5.8135	8.6139	4.8394				83.3089
	S	97.793	107.382	91.949	47.967	92.282				92.220

Event: Mid-Ohio Promoter Test Day
Track: Mid-Ohio Sports Car Course
Report: Section Data Report
Session: USF2000 Practice 2

2.258 mile(s) 
USF2000
July 30, 2015

Section Data for Car 81 - Agren, Ayla (R)

Lap	T/SF to I1	I1 to I2	I1 to I2A	I2A to I2	I2 to I3	I2 to I3A	I3A to I3	I3 to I4	I4 to I5	I4 to I5A	I5A to I5B	I5B to I5	I5 to I6	I5 to I6A	I6A to I6	
1	T	4.8027	12.6082	7.6643	4.9439	17.4447	8.8664	8.5783	2.8995	17.4506	7.2453	5.6165	4.5888	12.2745	5.6553	6.6192
	S	107.326	109.236	104.528	116.535	91.028	69.901	112.864	132.154	81.698	96.646	68.346	74.440	86.765	90.181	83.847
2	T	4.7529	12.3895	7.5239	4.8656	17.2839	8.7434	8.5405	2.8934	17.2913	7.2084	5.5423	4.5406	12.1370	5.3816	6.7554
	S	108.451	111.165	106.479	118.410	91.875	70.885	113.364	132.433	82.451	97.140	69.261	75.230	87.748	94.767	82.156
3	T	4.7322	12.2795	7.4467	4.8328	17.1411	8.5864	8.5547	2.8909	17.2582	7.0781	5.4907	4.6894	12.4033	5.6284	6.7749
	S	108.925	112.160	107.583	119.214	92.640	72.181	113.175	132.548	82.609	98.929	69.912	72.843	85.864	90.612	81.920
4	T	4.9756	14.1269	8.9693	5.1576	17.4314	8.8920	8.5394	2.8779	17.1770	7.1773	5.4481	4.5516	12.1589	5.3922	6.7667
	S	103.596	97.493	89.320	111.706	91.097	69.700	113.378	133.146	82.999	97.561	70.458	75.049	87.590	94.581	82.019
5	T	4.9125	12.6288	7.6911	4.9377	17.4359	8.9026	8.5333	2.8826	16.9947	7.0945	5.3930	4.5072	11.9024	5.3542	6.5482
	S	104.927	109.058	104.164	116.681	91.074	69.617	113.459	132.929	83.890	98.700	71.178	75.788	89.478	95.252	84.756
6	T	4.7174	12.0696	7.3164	4.7532	17.1259	8.5815	8.5444	2.8917	16.9504	7.0233	5.3740	4.5531	11.9797	5.3586	6.6211
	S	109.267	114.111	109.499	121.210	92.722	72.222	113.312	132.511	84.109	99.701	71.430	75.024	88.900	95.174	83.823
7	T	4.7121	12.0886	7.3365	4.7521	16.9510	8.4710	8.4800	2.8817	16.8630	7.0244	5.3911	4.4475	11.9454	5.3213	6.6241
	S	109.390	113.932	109.199	121.238	93.679	73.164	114.172	132.971	84.545	99.685	71.203	76.805	89.156	95.841	83.785
8	T	4.6994	12.0997	7.3430	4.7567	16.9219	8.4509	8.4710	2.8826	16.7943	6.9629	5.3240	4.5074	11.9378	5.3091	6.6287
	S	109.685	113.827	109.102	121.121	93.840	73.338	114.294	132.929	84.891	100.565	72.101	75.784	89.212	96.061	83.727
9	T	4.6958	11.9475	7.2202	4.7273	17.0326	8.5407	8.4919	2.8851	16.7132	6.9531	5.3202	4.4399	11.7580	5.3435	6.4145
	S	109.769	115.277	110.958	121.874	93.230	72.567	114.012	132.814	85.303	100.707	72.152	76.937	90.577	95.443	86.523
10	T	4.6796	12.0658	7.2310	4.8348	16.8208	8.3633	8.4575	2.8810	16.8108	6.9821	5.3596	4.4691	11.9906	5.3439	6.6467
	S	110.149	114.147	110.792	119.164	94.404	74.106	114.476	133.003	84.807	100.289	71.622	76.434	88.820	95.436	83.500
11	T				5.4184	18.4086	9.6758	8.7328	2.9141	19.0672	8.1691	5.9989	4.8992	13.0544	5.5822	7.4722
	S				106.330	86.262	64.054	110.867	131.492	74.771	85.717	63.989	69.724	81.582	91.362	74.275
12	T	5.4864	12.9901	8.0018	4.9883	18.5044	9.7369	8.7675	2.9178	17.6265	7.4507	5.5534	4.6224	11.8952	5.3417	6.5535
	S	93.951	106.025	100.120	115.498	85.815	63.652	110.428	131.326	80.883	93.981	69.122	73.899	89.532	95.475	84.688
13	T	4.7134	12.0985	7.2939	4.8046	16.9168	8.4223	8.4945	2.8808	18.7330	8.5316	5.6650	4.5364	11.7663	5.3305	6.4358
	S	109.359	113.838	109.836	119.913	93.868	73.587	113.977	133.012	76.105	82.075	67.761	75.300	90.513	95.676	86.236
14	T	4.7313	12.0328	7.2686	4.7642	16.9241	8.4268	8.4973	2.8873	17.1625	7.2377	5.4451	4.4797	11.7602	5.3362	6.4240
	S	108.946	114.460	110.219	120.930	93.828	73.548	113.940	132.713	83.070	96.747	70.497	76.253	90.560	95.574	86.395
15	T	4.7273	12.1585	7.3786	4.7799	16.8903	8.4112	8.4791	2.8830	16.6436	6.9439	5.2855	4.4142	11.8370	5.2864	6.5506
	S	109.038	113.277	108.576	120.533	94.016	73.684	114.185	132.911	85.659	100.841	72.626	77.385	89.972	96.474	84.725
16	T	4.6895	12.0029	7.1499	4.8530	17.0539	8.5909	8.4630	2.8822	16.6547	6.9338	5.3189	4.4020	11.7774	5.2798	6.4976
	S	109.917	114.745	112.049	118.718	93.114	72.143	114.402	132.948	85.602	100.988	72.170	77.599	90.427	96.595	85.416
17	T	4.6984	11.8787	7.1605	4.7182	16.9031	8.4237	8.4794	2.8874	16.6260	7.0037	5.2484	4.3739	11.8087	5.2870	6.5217
	S	109.709	115.945	111.883	122.109	93.945	73.575	114.180	132.708	85.750	99.980	73.139	78.098	90.188	96.463	85.101
18	T	4.7005	11.8138	7.1135	4.7003	16.7441	8.2738	8.4703	2.8833	16.5662	6.9279	5.2498	4.3885	11.7384	5.3400	6.3984
	S	109.660	116.582	112.622	122.574	94.837	74.908	114.303	132.897	86.060	101.074	73.120	77.838	90.728	95.506	86.740
19	T	4.6809	11.8021	7.0892	4.7129	16.9834	8.4581	8.5253	2.8809	16.5228	6.9103	5.2381	4.3744	11.5827	5.2516	6.3311
	S	110.119	116.697	113.008	122.247	93.500	73.276	113.566	133.008	86.286	101.331	73.283	78.089	91.947	97.113	87.662

Event: Mid-Ohio Promoter Test Day
Track: Mid-Ohio Sports Car Course
Report: Section Data Report
Session: USF2000 Practice 2

2.258 mile(s)



USF2000

July 30, 2015

Section Data for Car 81 - Agren, Ayla (R)

Lap	T/S	I6 to I7	I6 to I7A	I7A to I7	I7 to I8	I8 to SF	Lap	PI to PO	PO to SF	SF to PI
1	T	9.5467	3.6826	5.8641	5.8922	5.0895	88.0086		88.5265	
	S	95.845	103.311	91.156	70.124	87.748	92.364		86.007	
2	T	9.2152	3.6246	5.5906	5.9165	4.9976	86.8773			
	S	99.292	104.965	95.615	69.836	89.361	93.566			
3	T	9.1941	3.6863	5.5078	5.6805	5.0039	86.5837			
	S	99.520	103.208	97.052	72.737	89.249	93.884			
4	T	9.1860	3.6182	5.5678	5.6784	4.9800	88.5921			
	S	99.608	105.150	96.007	72.764	89.677	91.755			
5	T	9.3163	3.6347	5.6816	5.7807	4.9606	86.8145			
	S	98.215	104.673	94.084	71.476	90.028	93.634			
6	T	9.1229	3.6113	5.5116	5.6693	4.9638	85.4907			
	S	100.297	105.351	96.986	72.881	89.970	95.084			
7	T	9.0724	3.5947	5.4777	5.5079	4.9617	84.9838			
	S	100.855	105.838	97.586	75.016	90.008	95.651			
8	T	8.9678	3.6199	5.3479	5.5831	4.9342	84.8208			
	S	102.032	105.101	99.954	74.006	90.509	95.835			
9	T	8.9964	3.6424	5.3540	5.5459	4.9291	84.5036			
	S	101.707	104.452	99.840	74.502	90.603	96.195			
10	T	8.8749	3.5429	5.3320	5.4807	4.9196	84.5238			81.6167
	S	103.100	107.385	100.252	75.389	90.778	96.172			94.132
11	T	9.2025	3.6282	5.5743			266.6645	180.0246	93.7038	
	S	99.430	104.860	95.895			30.483	4.988	81.255	
12	T	10.0750	3.8303	6.2447	6.6185	6.7385	92.8524			
	S	90.819	99.328	85.600	62.428	66.275	87.545			
13	T	9.0382	3.5807	5.4575	5.5282	4.9523	86.6275			
	S	101.237	106.251	97.947	74.741	90.178	93.836			
14	T	8.9458	3.5394	5.4064	5.5372	4.9586	84.9398			
	S	102.283	107.491	98.873	74.619	90.064	95.701			
15	T	9.2330	3.5516	5.6814	5.4672	4.9479	84.7878			
	S	99.101	107.122	94.087	75.575	90.259	95.872			
16	T	8.9106	3.6207	5.2899	5.4070	4.9070	84.2852			
	S	102.687	105.078	101.050	76.416	91.011	96.444			
17	T	8.8652	3.5627	5.3025	5.5134	4.9082	84.0891			
	S	103.213	106.788	100.810	74.941	90.989	96.669			
18	T	8.8898	3.6000	5.2898	5.4056	4.9103	83.6520			
	S	102.927	105.682	101.052	76.436	90.950	97.174			
19	T	8.8191	3.5675	5.2516	5.3715	4.8976	83.5410			
	S	103.752	106.645	101.787	76.921	91.186	97.303			

Event: Mid-Ohio Promoter Test Day
 Track: Mid-Ohio Sports Car Course
 Report: Section Data Report
 Session: USF2000 Practice 2

2.258 mile(s)



USF2000

July 30, 2015

Section Data for Car 81 - Agren, Ayla (R)

Lap	T/SF to I1	I1 to I2	I1 to I2A	I2A to I2	I2 to I3	I2 to I3A	I3A to I3	I3 to I4	I4 to I5	I4 to I5A	I5A to I5B	I5B to I5	I5 to I6	I5 to I6A	I6A to I6	
20	T	4.6831	11.7960	7.0864	4.7096	16.8218	8.3473	8.4745	2.8837	16.5220	6.8909	5.2512	4.3799	11.6666	5.2795	6.3871
	S	110.067	116.758	113.053	122.332	94.399	74.248	114.246	132.879	86.290	101.616	73.100	77.991	91.286	96.600	86.894
21	T	4.6732	12.0612	7.2990	4.7622	16.8767	8.3913	8.4854	2.8927	16.4510	6.8800	5.2285	4.3425	11.5494	5.2695	6.2799
	S	110.300	114.190	109.760	120.981	94.092	73.859	114.100	132.465	86.662	101.777	73.418	78.662	92.213	96.783	88.377
22	T	4.6645	11.8025	7.1139	4.6886	16.9560	8.4642	8.4918	2.8945	16.4331	6.8751	5.2167	4.3413	11.5982	5.2822	6.3160
	S	110.506	116.693	112.616	122.880	93.651	73.223	114.014	132.383	86.757	101.850	73.584	78.684	91.825	96.551	87.872
23	T	4.6641	11.7778	7.0867	4.6911	16.7159	8.2921	8.4238	2.8844	16.9072	6.9482	5.5081	4.4509	11.6057	5.2945	6.3112
	S	110.515	116.938	113.048	122.815	94.997	74.743	114.934	132.846	84.324	100.778	69.691	76.746	91.765	96.326	87.939
24	T	4.6659	11.9215	7.1884	4.7331	16.7634	8.3279	8.4355	2.8643	16.5293	6.9153	5.2054	4.4086	11.7318	5.3396	6.3922
	S	110.473	115.528	111.448	121.725	94.727	74.421	114.775	133.779	86.252	101.258	73.743	77.483	90.779	95.513	86.825
25	T	5.2912	17.4266	9.1835	8.2431	22.1088	10.7544	11.3544	3.1580	17.0022	7.3320	5.2718	4.3984	11.6957	5.3097	6.3860
	S	97.417	79.033	87.236	69.893	71.825	57.630	85.269	121.337	83.853	95.503	72.815	77.663	91.059	96.051	86.909
26	T	4.6775	12.0464	7.2741	4.7723	16.7387	8.3029	8.4358	2.8692	16.6864	6.9870	5.3272	4.3722	11.7330	5.3612	6.3718
	S	110.199	114.331	110.135	120.725	94.867	74.645	114.771	133.550	85.440	100.219	72.057	78.128	90.770	95.128	87.103

Event: Mid-Ohio Promoter Test Day
Track: Mid-Ohio Sports Car Course
Report: Section Data Report
Session: USF2000 Practice 2

2.258 mile(s)



USF2000

July 30, 2015

Section Data for Car 81 - Agren, Ayla (R)

Lap	T/S	I6 to I7	I6 to I7A	I7A to I7	I7 to I8	I8 to SF	Lap	PI to PO	PO to SF	SF to PI
20	T	8.7651	3.5436	5.2215	5.3942	4.8955	83.4280			
	S	104.391	107.364	102.374	76.597	91.225	97.435			
21	T	8.9421	3.5804	5.3617	5.3927	4.8981	83.7371			
	S	102.325	106.260	99.697	76.619	91.176	97.075			
22	T	8.7501	3.5227	5.2274	5.3877	4.9118	83.3984			
	S	104.570	108.001	102.258	76.690	90.922	97.469			
23	T	8.7599	3.5313	5.2286	5.3803	4.8764	83.5717			
	S	104.453	107.738	102.235	76.795	91.582	97.267			
24	T	8.8087	3.5251	5.2836	5.3198	4.9051	83.5098			
	S	103.875	107.927	101.171	77.669	91.046	97.339			
25	T	8.9761	3.5286	5.4475	5.8229	5.0084	96.4899			
	S	101.937	107.820	98.127	70.958	89.168	84.245			
26	T	8.9939	3.5185	5.4754	5.5308	4.9157				81.2111
	S	101.736	108.130	97.627	74.706	90.850				94.602

Event: Mid-Ohio Promoter Test Day
Track: Mid-Ohio Sports Car Course
Report: Section Data Report
Session: USF2000 Practice 2

2.258 mile(s)



USF2000
July 30, 2015

Section Data for Car 82 - Gabin, Luke (R)

Lap	T/S I6 to I7	I6 to I7A	I7A to I7	I7 to I8	I8 to SF	Lap	PI to PO	PO to SF	SF to PI
1	T	9.5087	3.7264	5.7823	5.9421	5.0680	88.1752		89.5516
	S	96.228	102.097	92.445	69.535	88.120	92.189		85.022
2	T	9.3360	3.6447	5.6913	5.9326	4.9537	88.0818		
	S	98.008	104.386	93.923	69.646	90.153	92.287		
3	T	9.3368	3.7182	5.6186	5.7444	4.9726	86.5342		
	S	97.999	102.322	95.139	71.928	89.810	93.937		
4	T	9.1615	3.6405	5.5210	5.6785	4.9259	86.8346		
	S	99.874	104.506	96.820	72.762	90.662	93.612		
5	T	9.2128	3.6766	5.5362	5.9516	4.9945	86.2044		
	S	99.318	103.480	96.555	69.424	89.417	94.297		
6	T	9.0786	3.6479	5.4307	5.7511	4.9644	85.3000		
	S	100.786	104.294	98.430	71.844	89.959	95.297		
7	T	8.8740	3.6071	5.2669	5.4882	4.9149	84.9580		
	S	103.110	105.474	101.491	75.285	90.865	95.680		
8	T	8.8735	3.6120	5.2615	5.5240	4.9361	84.5417		
	S	103.116	105.331	101.596	74.798	90.474	96.151		
9	T	8.8057	3.5638	5.2419	5.4735	4.9264	84.0097		
	S	103.910	106.755	101.976	75.488	90.653	96.760		
10	T	8.8545	3.6162	5.2383	5.4881	4.9789	84.5392		
	S	103.337	105.208	102.046	75.287	89.697	96.154		
11	T	8.8735	3.6271	5.2464	5.5551	4.9141	83.9549		
	S	103.116	104.892	101.888	74.379	90.879	96.823		
12	T	8.7764	3.5988	5.1776	5.4716	4.9014	84.7457		82.3334
	S	104.257	105.717	103.242	75.514	91.115	95.920		93.312
13	T	9.3862	3.6637	5.7225			231.7862	144.1711	90.4967
	S	97.484	103.844	93.411			35.070	6.228	84.134
14	T	9.0788	3.5975	5.4813	5.6147	4.9252	84.6213		
	S	100.784	105.755	97.522	73.589	90.675	96.061		
15	T	8.7793	3.5876	5.1917	5.6000	4.9410	84.2682		
	S	104.222	106.047	102.962	73.782	90.385	96.463		
16	T	8.7517	3.5728	5.1789	5.5827	4.9114	85.1736		
	S	104.551	106.486	103.216	74.011	90.929	95.438		
17	T	8.8263	3.6380	5.1883	5.6185	4.9372	86.0580		
	S	103.667	104.578	103.029	73.540	90.454	94.457		
18	T	10.2327	3.8777	6.3550	6.1168	5.0054	86.0308		
	S	89.419	98.113	84.114	67.549	89.222	94.487		
19	T	8.7513	3.6018	5.1495	5.6360	4.9372	83.9013		
	S	104.556	105.629	103.805	73.311	90.454	96.885		

Event: Mid-Ohio Promoter Test Day
Track: Mid-Ohio Sports Car Course
Report: Section Data Report
Session: USF2000 Practice 2

2.258 mile(s)



USF2000

July 30, 2015

Section Data for Car 82 - Gabin, Luke (R)

Lap	T/SF to I1	I1 to I2	I1 to I2A	I2A to I2	I2 to I3	I2 to I3A	I3A to I3	I3 to I4	I4 to I5	I4 to I5A	I5A to I5B	I5B to I5	I5 to I6	I5 to I6A	I6A to I6	
20	T	4.7403	11.7214	6.9665	4.7549	16.9712	8.4050	8.5662	2.8969	16.6440	7.0055	5.2617	4.3768	11.6675	5.2889	6.3786
	S	108.739	117.501	114.998	121.167	93.568	73.739	113.023	132.273	85.657	99.954	72.954	78.046	91.279	96.428	87.010
21	T	4.7379	11.8055	7.0682	4.7373	16.7922	8.2693	8.5229	2.8902	16.5437	6.9544	5.2362	4.3531	11.8092	5.3087	6.5005
	S	108.794	116.664	113.344	121.617	94.565	74.949	113.598	132.580	86.177	100.688	73.310	78.471	90.184	96.069	85.378
22	T	4.7030	11.7663	7.0251	4.7412	16.9165	8.3388	8.5777	2.9043	16.5470	6.9472	5.2286	4.3712	11.7130	5.2865	6.4265
	S	109.601	117.052	114.039	121.517	93.870	74.324	112.872	131.936	86.160	100.793	73.416	78.146	90.925	96.472	86.361
23	T	4.6859	11.8048	7.0477	4.7571	16.8229	8.2876	8.5353	2.9061	16.6394	6.9654	5.2364	4.4376	11.6642	5.2686	6.3956
	S	110.001	116.671	113.673	121.111	94.392	74.783	113.433	131.854	85.681	100.529	73.307	76.976	91.305	96.800	86.778
24	T	4.6906	11.7078	6.9796	4.7282	16.7639	8.2447	8.5192	2.8959	16.5791	6.9463	5.2482	4.3846	11.7671	5.3464	6.4207
	S	109.891	117.637	114.783	121.851	94.725	75.172	113.647	132.319	85.993	100.806	73.142	77.907	90.507	95.391	86.439
25	T	4.6901	11.6942	6.9630	4.7312	16.8706	8.2743	8.5963	2.9167	16.8874	7.0982	5.2764	4.5128	13.2213	5.9257	7.2956
	S	109.903	117.774	115.056	121.774	94.126	74.903	112.628	131.375	84.423	98.649	72.751	75.694	80.552	86.066	76.073
26	T	4.7197	12.1384	7.1715	4.9669	17.0492	8.4783	8.5709	2.9003	16.6783	7.0581	5.2225	4.3977	11.7667	5.3134	6.4533
	S	109.213	113.464	111.711	115.995	93.140	73.101	112.962	132.118	85.481	99.209	73.502	77.675	90.510	95.984	86.003

Event: Mid-Ohio Promoter Test Day
Track: Mid-Ohio Sports Car Course
Report: Section Data Report
Session: USF2000 Practice 2

2.258 mile(s)



USF2000

July 30, 2015

Section Data for Car 82 - Gabin, Luke (R)

Lap	T/S	I6 to I7	I6 to I7A	I7A to I7	I7 to I8	I8 to SF	Lap	PI to PO	PO to SF	SF to PI
20	T	8.8297	3.5783	5.2514	5.6880	4.9508	84.1098			
	S	103.628	106.323	101.791	72.641	90.206	96.645			
21	T	8.8485	3.5518	5.2967	5.6048	4.9558	83.9878			
	S	103.407	107.116	100.920	73.719	90.115	96.785			
22	T	8.8267	3.5745	5.2522	5.6026	4.8866	83.8660			
	S	103.663	106.436	101.776	73.748	91.391	96.926			
23	T	8.7651	3.5821	5.1830	5.5439	4.8914	83.7237			
	S	104.391	106.210	103.134	74.529	91.301	97.091			
24	T	8.7353	3.5678	5.1675	5.6372	4.8945	83.6714			
	S	104.747	106.636	103.444	73.296	91.243	97.151			
25	T	8.7163	3.5861	5.1302	5.5099	4.9309	85.4374			
	S	104.976	106.091	104.196	74.989	90.570	95.143			
26	T	8.8656	3.5552	5.3104	5.9869	4.9270				80.9085
	S	103.208	107.014	100.660	69.014	90.642				94.956

Event: Mid-Ohio Promoter Test Day
Track: Mid-Ohio Sports Car Course
Report: Section Data Report
Session: USF2000 Practice 2

2.258 mile(s)



USF2000
July 30, 2015

Section Data for Car 83 - Rickards, Garth (R)

Lap	T/S I6 to I7	I6 to I7A	I7A to I7	I7 to I8	I8 to SF	Lap	PI to PO	PO to SF	SF to PI
1	T	9.4489	3.6980	5.7509	6.1448	5.0096	88.0774		88.9885
	S	96.837	102.881	92.950	67.241	89.147	92.292		85.560
2	T	9.1161	3.6283	5.4878	5.7558	4.9648	86.2391		
	S	100.372	104.858	97.406	71.785	89.951	94.259		
3	T	9.2520	3.6097	5.6423	5.7401	4.9526	85.8396		
	S	98.898	105.398	94.739	71.982	90.173	94.698		
4	T	9.0060	3.6246	5.3814	5.7791	4.9771	87.1110		
	S	101.599	104.965	99.332	71.496	89.729	93.315		
5	T	8.9246	3.5798	5.3448	5.6580	4.9539	85.7866		
	S	102.526	106.278	100.012	73.026	90.149	94.756		
6	T	9.1343	3.6681	5.4662	5.5872	4.9370	84.8847		
	S	100.172	103.720	97.791	73.951	90.458	95.763		
7	T	8.8491	3.5452	5.3039	5.6694	4.9283	85.0396		
	S	103.400	107.315	100.783	72.879	90.618	95.588		
8	T	8.8194	3.5698	5.2496	5.7445	4.8912	84.7836		
	S	103.749	106.576	101.826	71.927	91.305	95.877		
9	T	8.9525	3.5750	5.3775	5.4946	4.9174	87.0437		
	S	102.206	106.421	99.404	75.198	90.819	93.388		
10	T	8.8821	3.5517	5.3304	5.6135	4.8858	84.1634		
	S	103.016	107.119	100.282	73.605	91.406	96.584		
11	T	8.8511	3.5379	5.3132	5.7100	4.9751	84.3971		
	S	103.377	107.537	100.607	72.361	89.765	96.316		
12	T	8.8492	3.5295	5.3197	5.6102	4.8854	84.4448		
	S	103.399	107.793	100.484	73.648	91.413	96.262		
13	T	9.3920	3.5381	5.8539	6.3170	4.9559	88.1210		
	S	97.423	107.531	91.314	65.408	90.113	92.246		
14	T	8.8984	3.5304	5.3680	5.7540	4.9551	85.1790		82.2745
	S	102.827	107.765	99.580	71.808	90.128	95.432		93.379
15	T	9.2009	3.5601	5.6408			208.7011	125.7124	86.2785
	S	99.447	106.866	94.764			38.949	7.143	88.248
16	T	9.3978	3.6171	5.7807	5.6804	4.9146	86.2186		
	S	97.363	105.182	92.471	72.738	90.870	94.281		
17	T	8.9268	3.5810	5.3458	5.6411	4.9296	84.2209		
	S	102.500	106.243	99.994	73.245	90.594	96.518		
18	T	9.0689	3.5401	5.5288	5.6620	4.9252	84.1786		
	S	100.894	107.470	96.684	72.975	90.675	96.566		
19	T	8.8460	3.5044	5.3416	5.6668	4.8225	84.8822		
	S	103.437	108.565	100.072	72.913	92.606	95.766		

Event: Mid-Ohio Promoter Test Day
Track: Mid-Ohio Sports Car Course
Report: Section Data Report
Session: USF2000 Practice 2

2.258 mile(s)



USF2000

July 30, 2015

Section Data for Car 83 - Rickards, Garth (R)

Lap	T/SF to I1	I1 to I2	I1 to I2A	I2A to I2	I2 to I3	I2 to I3A	I3A to I3	I3 to I4	I4 to I5	I4 to I5A	I5A to I5B	I5B to I5	I5 to I6	I5 to I6A	I6A to I6	
20	T	4.6402	11.6504	6.9759	4.6745	16.9813	8.4636	8.5177	2.8888	16.6276	6.9858	5.2617	4.3801	11.8863	5.4125	6.4738
	S	111.085	118.217	114.843	123.251	93.512	73.228	113.667	132.644	85.742	100.236	72.954	77.987	89.599	94.226	85.730
21	T	4.6717	11.7631	7.0763	4.6868	16.7010	8.2415	8.4595	2.8777	16.5101	6.9134	5.2598	4.3369	11.6817	5.2626	6.4191
	S	110.336	117.084	113.214	122.927	95.081	75.201	114.449	133.156	86.352	101.286	72.981	78.764	91.168	96.910	86.461
22	T	4.6456	11.8196	7.1244	4.6952	16.7805	8.3186	8.4619	2.8801	16.6202	6.9818	5.2503	4.3881	11.6390	5.3096	6.3294
	S	110.955	116.524	112.450	122.708	94.631	74.504	114.417	133.045	85.780	100.293	73.113	77.845	91.503	96.052	87.686
23	T	4.6635	11.6897	7.0311	4.6586	16.7220	8.3078	8.4142	2.8702	16.6377	6.9836	5.2757	4.3784	11.6051	5.2661	6.3390
	S	110.530	117.819	113.942	123.672	94.962	74.601	115.065	133.504	85.690	100.267	72.761	78.017	91.770	96.846	87.553
24	T	4.6641	13.2106	7.5401	5.6705	17.8281	8.9563	8.8718	2.9179	17.1954	6.9731	5.5489	4.6734	12.0467	5.5501	6.4966
	S	110.515	104.255	106.250	101.602	89.070	69.200	109.130	131.321	82.911	100.418	69.178	73.093	88.406	91.890	85.429
25	T	4.6305	11.6364	6.9608	4.6756	16.6330	8.2036	8.4294	2.8740	16.5320	6.8585	5.2688	4.4047	12.9190	5.7737	7.1453
	S	111.317	118.359	115.093	123.222	95.470	75.549	114.858	133.327	86.238	102.096	72.856	77.551	82.437	88.332	77.673
26	T	4.7121	12.2992	7.4732	4.8260	16.9658	8.4647	8.5011	2.8856	16.8284	7.1585	5.3008	4.3691	11.8850	5.3243	6.5607
	S	109.390	111.981	107.201	119.382	93.597	73.219	113.889	132.791	84.719	97.818	72.416	78.183	89.609	95.787	84.595
27	T															
	S															

Event: Mid-Ohio Promoter Test Day
Track: Mid-Ohio Sports Car Course
Report: Section Data Report
Session: USF2000 Practice 2

2.258 mile(s)



USF2000
July 30, 2015

Section Data for Car 83 - Rickards, Garth (R)

Lap	T/S	I6 to I7	I6 to I7A	I7A to I7	I7 to I8	I8 to SF	Lap	PI to PO	PO to SF	SF to PI
20	T	8.7768	3.5542	5.2226	5.5950	4.8484	83.8948			
	S	104.252	107.044	102.352	73.848	92.111	96.893			
21	T	8.7779	3.5516	5.2263	5.4592	4.9350	83.3774			
	S	104.239	107.122	102.280	75.685	90.495	97.494			
22	T	8.7520	3.5306	5.2214	5.5028	4.9126	83.5524			
	S	104.548	107.759	102.376	75.086	90.907	97.290			
23	T	8.8582	3.5560	5.3022	5.4980	4.9355	83.4799			
	S	103.294	106.989	100.816	75.151	90.485	97.374			
24	T	8.7282	3.5170	5.2112	5.5204	4.8449	86.9563			
	S	104.833	108.176	102.576	74.846	92.178	93.481			
25	T	8.8225	3.5593	5.2632	5.4915	4.8540	84.3929			
	S	103.712	106.890	101.563	75.240	92.005	96.321			
26	T	9.0636	3.6531	5.4105	5.7110	4.8722	85.2229			82.5023
	S	100.953	104.146	98.798	72.348	91.661	95.383			93.121
27	T	9.4610	3.5872	5.8738						
	S	96.713	106.059	91.005						

Event: Mid-Ohio Promoter Test Day
Track: Mid-Ohio Sports Car Course
Report: Section Data Report
Session: USF2000 Practice 2

2.258 mile(s)



USF2000

July 30, 2015

Section Data for Car 84 - Lastochkin, Nikita (R)

Lap	T/SF to I1	I1 to I2	I1 to I2A	I2A to I2	I2 to I3	I2 to I3A	I3A to I3	I3 to I4	I4 to I5	I4 to I5A	I5A to I5B	I5B to I5	I5 to I6	I5 to I6A	I6A to I6	
1	T	4.8061	12.6667	7.7656	4.9011	17.3517	8.7721	8.5796	2.9003	17.4718	7.3153	5.5200	4.6365	12.0896	5.4728	6.6168
	S	107.250	108.732	103.165	117.552	91.516	70.653	112.847	132.118	81.599	95.721	69.541	73.674	88.092	93.188	83.877
2	T	4.7528	12.4716	7.6321	4.8395	17.2657	8.7300	8.5357	2.8892	17.4586	7.3243	5.5049	4.6294	12.2142	5.5941	6.6201
	S	108.453	110.433	104.969	119.049	91.972	70.993	113.427	132.626	81.661	95.603	69.731	73.787	87.194	91.167	83.836
3	T	4.7322	12.3737	7.5334	4.8403	17.2054	8.7138	8.4916	2.8684	17.5474	7.4723	5.4332	4.6419	12.1828	5.5307	6.6521
	S	108.925	111.306	106.345	119.029	92.294	71.125	114.016	133.587	81.247	93.710	70.651	73.589	87.418	92.213	83.432
4	T	5.1296	13.2998	8.3477	4.9521	17.1111	8.6166	8.4945	2.8936	17.1818	7.2951	5.4143	4.4724	12.1223	5.5106	6.6117
	S	100.486	103.556	95.971	116.342	92.803	71.928	113.977	132.424	82.976	95.986	70.898	76.378	87.855	92.549	83.942
5	T	4.7260	12.1888	7.4358	4.7530	17.0846	8.5993	8.4853	2.8722	17.0430	7.1928	5.3377	4.5125	12.6932	5.3679	7.3253
	S	109.068	112.995	107.740	121.215	92.947	72.072	114.101	133.411	83.652	97.351	71.916	75.699	83.903	95.009	75.765
6	T															
	S															

Event: Mid-Ohio Promoter Test Day

Track: Mid-Ohio Sports Car Course

2.258 mile(s)



Report: Section Data Report

USF2000

Session: USF2000 Practice 2

July 30, 2015

Section Data for Car 84 - Lastochkin, Nikita (R)

Lap	T/S	I6 to I7	I6 to I7A	I7A to I7	I7 to I8	I8 to SF	Lap	PO to SF	SF to PI
1	T	9.5710	3.6402	5.9308	6.0551	5.0055	87.9178	87.6763	
	S	95.601	104.515	90.130	68.237	89.220	92.459	86.841	
2	T	9.0992	3.5681	5.5311	5.7650	4.9651	86.8814		
	S	100.558	106.627	96.644	71.671	89.946	93.562		
3	T	8.9915	3.5797	5.4118	5.8875	4.9211	86.7100		
	S	101.763	106.281	98.774	70.180	90.750	93.747		
4	T	9.2905	3.5672	5.7233	6.1178	5.4825	88.6290		
	S	98.488	106.654	93.398	67.538	81.458	91.717		
5	T	9.0273	3.5863	5.4410	5.6277	4.9414	86.2042		84.6188
	S	101.359	106.086	98.244	73.419	90.377	94.297		90.792
6	T	11.0168	4.6075	6.4093					
	S	83.055	82.573	83.402					

Event: Mid-Ohio Promoter Test Day
 Track: Mid-Ohio Sports Car Course
 Report: Section Data Report
 Session: USF2000 Practice 2

2.258 mile(s)



USF2000

July 30, 2015

Section Data for Car 9 - McMahan, Clint (R)

Lap	T/S I6 to I7	I6 to I7A	I7A to I7	I7 to I8	I8 to SF	Lap	PI to PO	PO to SF	SF to PI
1	T	10.0036	3.9155	6.0881	6.2441	5.2403	91.9387		99.1613
	S	91.467	97.166	87.802	66.172	85.222	88.415		76.783
2	T	9.8104	3.9575	5.8529	6.0865	5.0244	89.8572		
	S	93.268	96.135	91.330	67.885	88.884	90.464		
3	T	9.6743	3.8867	5.7876	5.9399	5.0657	88.1519		
	S	94.580	97.886	92.360	69.560	88.160	92.214		
4	T	9.2700	3.6928	5.5772	6.2458	5.0435	88.1175		
	S	98.706	103.026	95.845	66.154	88.548	92.250		
5	T	9.2778	3.6866	5.5912	5.7178	5.0028	88.0835		
	S	98.623	103.199	95.605	72.262	89.268	92.285		
6	T	9.2793	3.6952	5.5841	5.5867	4.9706	86.6067		
	S	98.607	102.959	95.726	73.958	89.846	93.859		
7	T	9.0159	3.6095	5.4064	5.7547	5.0294	86.0169		
	S	101.487	105.404	98.873	71.799	88.796	94.502		
8	T	9.0205	3.5973	5.4232	5.5839	4.9706	86.2693		
	S	101.436	105.761	98.566	73.995	89.846	94.226		
9	T	9.4949	3.9278	5.5671	5.6941	5.0075	87.7139		
	S	96.368	96.862	96.019	72.563	89.184	92.674		
10	T	9.4381	3.8406	5.5975	5.5809	5.0707	86.2494		
	S	96.947	99.061	95.497	74.035	88.073	94.248		
11	T	8.9004	3.6111	5.2893	5.6467	4.9897	85.5241		
	S	102.804	105.357	101.062	73.172	89.503	95.047		
12	T	8.9058	3.5870	5.3188	5.7944	4.9905	86.0754		
	S	102.742	106.065	100.501	71.307	89.488	94.438		
13	T	9.0328	3.6810	5.3518	5.5152	5.0299	85.5635		
	S	101.297	103.356	99.881	74.917	88.787	95.003		
14	T	9.0088	3.5937	5.4151	5.7557	4.9675	86.3044		
	S	101.567	105.867	98.714	71.787	89.903	94.188		
15	T	8.9662	3.6596	5.3066	5.6332	4.9625	85.8920		
	S	102.050	103.961	100.732	73.348	89.993	94.640		
16	T	8.9710	3.7133	5.2577	5.8633	4.9917	85.5967		
	S	101.995	102.457	101.669	70.469	89.467	94.966		
17	T	8.8752	3.6040	5.2712	5.4852	5.0568	86.0968		
	S	103.096	105.565	101.409	75.327	88.315	94.415		
18	T	9.1431	3.7664	5.3767	5.4891	5.0946	85.9023		
	S	100.075	101.013	99.419	75.273	87.660	94.628		
19	T	9.0217	3.6319	5.3898	5.5425	5.0264	86.1315		
	S	101.422	104.754	99.177	74.548	88.849	94.377		

Event: Mid-Ohio Promoter Test Day

Track: Mid-Ohio Sports Car Course

2.258 mile(s)



Report: Section Data Report

USF2000

Session: USF2000 Practice 2

July 30, 2015

Section Data for Car 9 - McMahan, Clint (R)

Lap	T/SF to I1	I1 to I2	I1 to I2A	I2A to I2	I2 to I3	I2 to I3A	I3A to I3	I3 to I4	I4 to I5	I4 to I5A	I5A to I5B	I5B to I5	I5 to I6	I5 to I6A	I6A to I6	
20	T	4.8003	12.3804	7.4659	4.9145	17.3209	8.6283	8.6926	2.9458	16.9982	7.1135	5.3096	4.5751	12.3756	5.4701	6.9055
	S	107.380	111.246	107.306	117.232	91.679	71.830	111.380	130.077	83.873	98.436	72.296	74.663	86.056	93.234	80.371
21	T				5.2959	17.7693	8.9881	8.7812	2.9813	17.6123	7.4072	5.3995	4.8056	13.1609	6.4465	6.7144
	S				108.789	89.365	68.955	110.256	128.528	80.948	94.533	71.092	71.082	80.922	79.113	82.658
22	T	4.8082	12.3328	7.4512	4.8816	17.2569	8.5888	8.6681	2.9739	17.2994	7.2805	5.4787	4.5402	16.3089	5.5232	10.7857
	S	107.203	111.676	107.518	118.022	92.019	72.161	111.695	128.848	82.412	96.178	70.065	75.237	65.302	92.338	51.457
23	T	4.8370	12.4459	7.5228	4.9231	17.3382	8.6388	8.6994	2.9547	17.0892	7.1723	5.3230	4.5939	12.0815	5.5244	6.5571
	S	106.565	110.661	106.494	117.027	91.587	71.743	111.293	129.686	83.426	97.629	72.114	74.357	88.151	92.318	84.641
24	T	4.7848	12.2205	7.3604	4.8601	17.1133	8.4740	8.6393	2.9482	17.3764	7.2253	5.3230	4.8281	13.1433	6.1174	7.0259
	S	107.728	112.702	108.844	118.544	92.791	73.138	112.067	129.971	82.047	96.913	72.114	70.751	81.030	83.369	78.993
25	T	4.8316	12.3210	7.4248	4.8962	17.3319	8.6671	8.6648	2.9466	17.5015	7.4201	5.3605	4.7209	12.2771	5.4827	6.7944
	S	106.684	111.783	107.900	117.670	91.620	71.509	111.737	130.042	81.461	94.369	71.610	72.357	86.747	93.020	81.685

Event: Mid-Ohio Promoter Test Day

Track: Mid-Ohio Sports Car Course

2.258 mile(s)



Report: Section Data Report

USF2000

Session: USF2000 Practice 2

July 30, 2015

Section Data for Car 9 - McMahan, Clint (R)






Lap	T/S	I6 to I7	I6 to I7A	I7A to I7	I7 to I8	I8 to SF	Lap	PI to PO	PO to SF	SF to PI
20	T	9.0402	3.7054	5.3348	5.6560	5.0696	86.5870			82.5324
	S	101.215	102.676	100.200	73.052	88.092	93.880			93.087
21	T	9.2084	3.7575	5.4509			256.5124	173.8740	86.8303	
	S	99.366	101.252	98.066			31.690	5.164	87.687	
22	T	9.1630	3.6626	5.5004	5.7080	5.0321	90.8832			
	S	99.858	103.876	97.183	72.386	88.748	89.442			
23	T	11.7835	5.6032	6.1803	5.6723	5.2102	89.4125			
	S	77.651	67.900	86.492	72.842	85.715	90.913			
24	T	9.1536	3.6544	5.4992	5.6630	5.0921	87.4952			
	S	99.961	104.109	97.204	72.962	87.703	92.906			
25	T	9.1838	3.6934	5.4904	5.6959	5.1133				82.8047
	S	99.632	103.009	97.360	72.540	87.339				92.781

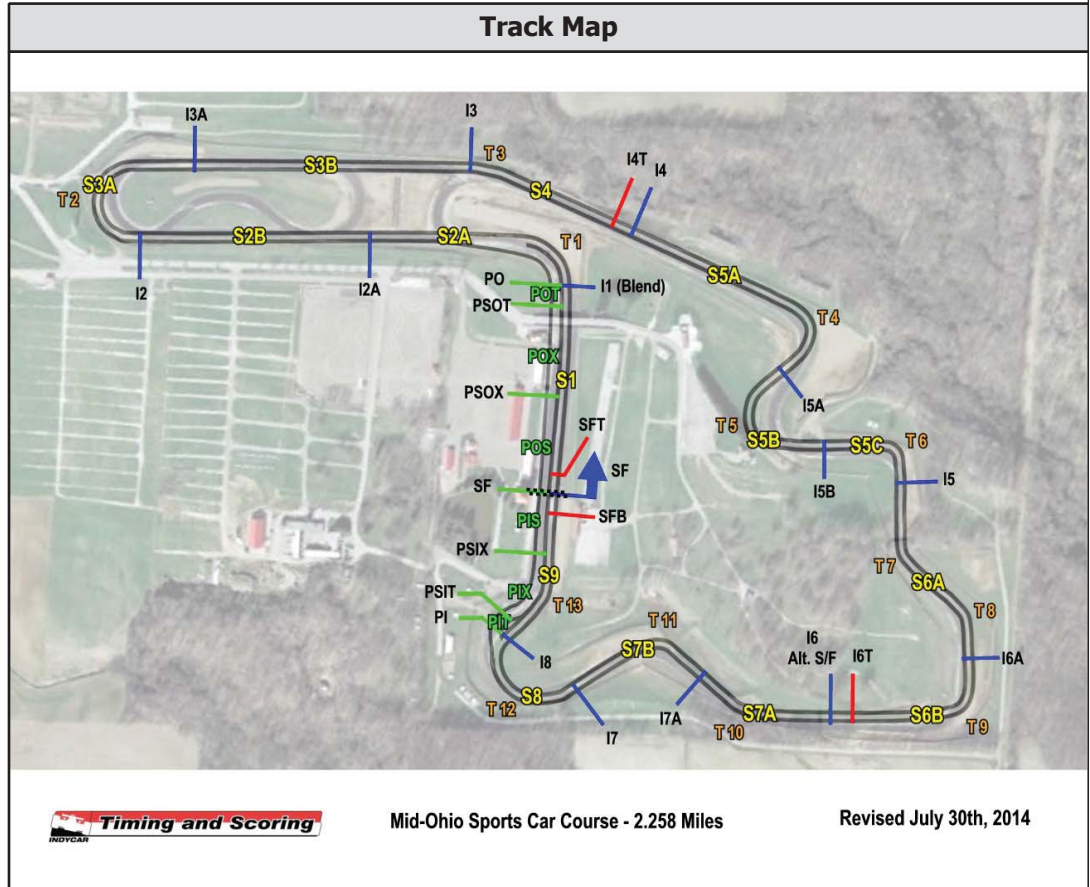
Event:
Track:
Report: Section Data Report
Session:

Section Data for Car

Report Support Information

Section Legend	
Name	Length
SF to I1	0.143182 miles
I1 to I2	0.382576 miles
I1 to I2A	0.222538 miles
I2A to I2	0.160038 miles
I2 to I3	0.441098 miles
I2 to I3A	0.172159 miles
I3A to I3	0.268939 miles
I3 to I4	0.106439 miles
I4 to I5	0.396023 miles
I4 to I5A	0.194508 miles
I5A to I5B	0.106629 miles
I5B to I5	0.094886 miles
I5 to I6	0.295833 miles
I5 to I6A	0.141667 miles
I6A to I6	0.154167 miles
I6 to I7	0.254167 miles
I6 to I7A	0.105682 miles
I7A to I7	0.148485 miles
I7 to I8	0.114773 miles
I8 to SF	0.124053 miles
Lap	2.258000 miles
PI to PO	0.249432 miles
PO to SF	2.114962 miles
SF to PI	2.134091 miles
I7 to PI	0.114773 miles
PO to I2	0.382576 miles

Color Legend	
	Fastest Lap
	Section Under Caution
	Section Under Green
	Section Time Data
	Section Speed Data



PO to PI	2.008712 miles
----------	----------------