

Event: USF2000 Grand Prix of Sonoma
 Track: Sonoma Raceway
 Report: Section Data Report
 Session: Practice Final

Round 13 / 14
 2.385 mile(s)
 USF2000
 August 23, 2014



Section Data for Car 10 - Latorre, Florian

Lap	T/SF to I1	I9 to SF	I1 to I2	I2 to I3	I3 to I4	I4 to I5	I5 to I6	I6 to I7	I7 to I8	I8 to I9	Lap	PI to PO	PO to SF	SF to PI	
1	T				10.4026	14.7263	12.5165	18.5175	8.5178	14.1241		178.1147	76.8813	111.2440	
	S				81.732	82.320	87.430	57.108	91.573	65.121		48.205	17.458	75.228	
2	T	1.9440	10.8922	9.1380	9.8719	14.2478	11.1439	13.9994	7.1295	11.3430	10.2379	99.9476			
	S	111.532	73.489	94.759	86.126	85.085	98.199	75.539	109.405	81.087	76.987	85.905			
3	T	1.9324	10.7213	8.5045	9.5466	13.9290	11.0179	13.9213	7.1104	11.3104	8.4232	96.4170			
	S	112.202	74.660	101.818	89.061	87.032	99.322	75.963	109.698	81.321	93.573	89.051			
4	T	1.9235	10.7145	8.3818	9.4834	13.7011	11.0895	13.8972	7.1123	11.0951	8.4868	95.8852			
	S	112.721	74.708	103.308	89.654	88.480	98.681	76.094	109.669	82.899	92.871	89.545			
5	T	1.9327	10.6709	8.3550	9.4336	13.6548	11.0563	13.9573	7.1462	11.3047	8.5364	96.0479			88.7689
	S	112.184	75.013	103.640	90.128	88.780	98.977	75.767	109.149	81.362	92.332	89.393			88.652

Event: USF2000 Grand Prix of Sonoma
Track: Sonoma Raceway
Report: Section Data Report
Session: Practice Final

Round 13 / 14
2.385 mile(s)
USF2000
August 23, 2014



Section Data for Car 13 - Maldonado, Juan (R)

Lap	T/SF to I1	I9 to SF	I1 to I2	I2 to I3	I3 to I4	I4 to I5	I5 to I6	I6 to I7	I7 to I8	I8 to I9	Lap	PO to SF	SF to PI	
1	T	1.9814	11.1593	9.6382	10.4065	14.6628	12.1739	14.7933	7.5143	12.6446	9.3121	104.2864	113.4967	
	S	109.427	71.730	89.841	81.702	82.677	89.891	71.485	103.802	72.740	84.641	82.331	73.735	
2	T	1.9497	10.8636	9.0179	9.9982	14.2712	11.8633	14.1363	7.3407	11.8162	9.1306	100.3877		
	S	111.206	73.682	96.021	85.038	84.945	92.244	74.807	106.257	77.840	86.323	85.528		
3	T	1.9496	11.1430	8.9520	9.8744	14.2381	11.6675	14.1171	7.3862	11.6746	8.7867	99.7892		
	S	111.212	71.835	96.728	86.104	85.143	93.792	74.909	105.602	78.784	89.702	86.041		
4	T	1.9479	10.9269	9.0281	27.1965	17.4664	13.0224	14.6222	7.3689	11.8508	8.9861	122.4162		
	S	111.309	73.255	95.913	31.262	69.406	84.034	72.322	105.850	77.613	87.711	70.138		
5	T	1.9592	10.7726	9.1642	10.0020	14.2993	11.6841	14.3701	7.3391	11.8203	9.1123	100.5232		94.2733
	S	110.667	74.305	94.488	85.006	84.778	93.659	73.590	106.280	77.813	86.496	85.413		83.476

Event: USF2000 Grand Prix of Sonoma
 Track: Sonoma Raceway
 Report: Section Data Report
 Session: Practice Final

Round 13 / 14
 2.385 mile(s)
 USF2000
 August 23, 2014



Section Data for Car 15 - Myasava, Gustavo (R)

Lap	T/SF to I1	I9 to SF	I1 to I2	I2 to I3	I3 to I4	I4 to I5	I5 to I6	I6 to I7	I7 to I8	I8 to I9	Lap	PO to SF	SF to PI	
1	T	1.9713	11.2719	8.8565	10.2247	14.6711	11.9246	14.2216	7.2689	11.6523	8.8271	100.8900	106.5780	
	S	109.987	71.013	97.771	83.154	82.630	91.770	74.359	107.306	78.935	89.291	85.103	78.521	
2	T	1.9607	10.8531	8.6314	10.1280	14.2771	11.3799	14.0077	7.2194	11.4746	8.7253	98.6572		
	S	110.582	73.754	100.321	83.948	84.910	96.162	75.494	108.042	80.157	90.333	87.029		
3	T	1.9520	10.7381	8.5560	9.6604	13.9266	11.6409	14.0278	7.1996	11.4380	8.7498	97.8892		
	S	111.075	74.543	101.205	88.012	87.047	94.006	75.386	108.339	80.414	90.080	87.711		
4	T	1.9454	10.8429	8.4282	9.7039	13.9344	11.4506	14.0127	7.1950	11.4346	8.7355	97.6832		
	S	111.452	73.823	102.740	87.617	86.999	95.569	75.467	108.409	80.438	90.227	87.896		
5	T	1.9507	10.7677	8.4822	9.8915	13.9701	11.3294	13.9352	7.1987	11.4705	8.6975	97.6935		
	S	111.149	74.338	102.085	85.955	86.776	96.591	75.887	108.353	80.186	90.622	87.887		
6	T	1.9531	10.7571	8.4951	9.6533	13.8862	11.3805	13.9693	7.2066	11.4676	8.6007			89.1741
	S	111.012	74.412	101.930	88.076	87.301	96.157	75.702	108.234	80.206	91.642			88.249

Event: USF2000 Grand Prix of Sonoma

Round 13 / 14

Track: Sonoma Raceway

2.385 mile(s)



Report: Section Data Report

USF2000

Session: Practice Final

August 23, 2014

Section Data for Car 16 - Dayson, James

Lap	T/SF to I1	I9 to SF	I1 to I2	I2 to I3	I3 to I4	I4 to I5	I5 to I6	I6 to I7	I7 to I8	I8 to I9	Lap	PO to SF	SF to PI
1	T	2.0459	11.3143	9.5784	11.0475	15.4156	12.5978	14.4430	7.8251	12.1438	10.0786	106.4900	122.2923
	S	105.977	70.747	90.402	76.961	78.639	86.866	73.219	99.679	75.740	78.204	80.627	68.431
2	T	1.9871	11.3600	9.0210	10.4827	14.9120	11.9817	14.7265	7.4652	11.9350	8.9345	102.8057	
	S	109.113	70.463	95.988	81.108	81.295	91.332	71.809	104.485	77.065	88.218	83.517	
3	T	1.9722	11.2127	9.1750	10.3686	14.5926	11.8705	14.3912	7.5081	11.7640	8.7708	101.6257	
	S	109.937	71.388	94.377	82.000	83.074	92.188	73.482	103.888	78.185	89.864	84.487	
4	T	1.9656	10.8813	8.9146	10.4226	14.6190	11.9594	14.1055	7.2899	11.6439	8.9767	100.7785	
	S	110.306	73.562	97.134	81.575	82.924	91.503	74.971	106.997	78.992	87.803	85.197	
5	T	1.9731	10.8884	8.7591	10.1366	14.6707	11.8340	14.6058	7.4881	11.7305	8.7461	100.8324	94.0352
	S	109.887	73.514	98.858	83.877	82.632	92.472	72.403	104.165	78.409	90.118	85.151	83.687

Event: USF2000 Grand Prix of Sonoma
 Track: Sonoma Raceway
 Report: Section Data Report
 Session: Practice Final

Round 13 / 14
 2.385 mile(s)
 USF2000
 August 23, 2014



Section Data for Car 17 - Franzoni, Victor (R)

Lap	T/SF to I1	I9 to SF	I1 to I2	I2 to I3	I3 to I4	I4 to I5	I5 to I6	I6 to I7	I7 to I8	I8 to I9	Lap	PO to SF	SF to PI
1	T	1.9507	10.9238	9.0511	10.2144	14.4798	11.9686	14.0095	7.2101	11.5191	9.0191	100.3462	108.4956
	S	111.149	73.276	95.669	83.238	83.722	91.432	75.484	108.182	79.848	87.390	85.564	77.133
2	T	1.9469	10.7534	8.7565	9.8005	14.0728	11.4656	13.9388	7.1941	11.3732	8.8481	98.1499	
	S	111.366	74.437	98.888	86.753	86.143	95.444	75.867	108.422	80.872	89.079	87.478	
3	T	1.9379	10.6609	8.6256	9.6718	13.8997	11.3289	13.8111	7.1741	11.3272	8.7911	97.2283	
	S	111.883	75.083	100.388	87.908	87.216	96.595	76.569	108.724	81.200	89.657	88.308	
4	T	1.9372	10.6489	8.6557	9.6687	13.9662	11.3568	13.7380	7.1772	11.3145	8.7532	97.2164	
	S	111.923	75.168	100.039	87.936	86.800	96.358	76.976	108.677	81.292	90.045	88.318	
5	T	1.9310	10.5939	8.5268	9.5310	13.8679	11.5952	14.5267	7.3655	11.8085	8.6975	98.4440	92.6685
	S	112.283	75.558	101.551	89.207	87.416	94.377	72.797	105.899	77.891	90.622	87.217	84.921
6	T										10.9011		
	S										72.303		

Event: USF2000 Grand Prix of Sonoma

Round 13 / 14

Track: Sonoma Raceway

2.385 mile(s)



Report: Section Data Report

USF2000

Session: Practice Final

August 23, 2014

Section Data for Car 2 - Eidson, Jake

Lap	T/SF to I1	I9 to SF	I1 to I2	I2 to I3	I3 to I4	I4 to I5	I5 to I6	I6 to I7	I7 to I8	I8 to I9	Lap	PO to SF	SF to PI
1	T	1.9560	11.1353	8.8299	10.0073	14.2897	11.5609	14.0335	7.2069	11.5922	8.7533	99.3650	104.7395
	S	110.848	71.884	98.066	84.961	84.835	94.657	75.355	108.230	79.344	90.044	86.409	79.900
2	T	1.9364	10.7747	8.7152	9.7465	14.0899	11.3640	13.9944	7.1498	11.5219	8.7478	98.0406	
	S	111.970	74.290	99.356	87.234	86.038	96.297	75.566	109.094	79.828	90.101	87.576	
3	T	1.9251	10.6040	8.5367	9.6280	13.9736	11.2481	13.9399	7.1059	11.5556	8.8382	97.3551	
	S	112.627	75.486	101.434	88.308	86.755	97.289	75.861	109.768	79.595	89.179	88.193	
4	T	1.9226	10.5653	8.4570	9.5600	13.8783	11.2395	13.9398	7.1069	11.4262	8.7521	96.8477	
	S	112.773	75.763	102.390	88.936	87.350	97.364	75.862	109.752	80.497	90.056	88.655	
5	T	1.9177	10.6800	8.4019	9.5439	13.8854	11.2538	13.8902	7.0912	11.2934	8.6125	96.5700	
	S	113.062	74.949	103.061	89.086	87.306	97.240	76.133	109.995	81.443	91.516	88.910	
6	T	1.9219	10.5718	8.3666	9.5582	13.8251	11.1720	13.9545	7.0856	11.2053	8.6009	96.2619	87.9359
	S	112.814	75.716	103.496	88.953	87.686	97.952	75.782	110.082	82.084	91.639	89.194	89.492

Event: USF2000 Grand Prix of Sonoma

Round 13 / 14

Track: Sonoma Raceway

2.385 mile(s)



Report: Section Data Report

USF2000

Session: Practice Final

August 23, 2014

Section Data for Car 21 - Jamin, Nico (R)

Lap	T/SF to I1	I9 to SF	I1 to I2	I2 to I3	I3 to I4	I4 to I5	I5 to I6	I6 to I7	I7 to I8	I8 to I9	Lap	PO to SF	SF to PI	
1	T	2.0760	11.8988	8.9733	9.8812	14.3208	11.6184	13.9613	7.1845	11.4119	8.8471	100.1733	108.9925	
	S	104.440	67.272	96.498	86.045	84.651	94.188	75.745	108.567	80.598	89.089	85.711	76.782	
2	T	1.9185	10.6655	8.6195	9.6019	13.9884	11.3632	14.0663	7.1405	11.5811	8.6467	97.5916		
	S	113.014	75.051	100.459	88.548	86.663	96.304	75.180	109.236	79.420	91.154	87.979		
3	T	1.9155	10.5777	8.5968	9.5478	13.8606	11.4451	15.5525	7.1820	11.4845	8.7926	98.9551		
	S	113.191	75.674	100.725	89.050	87.462	95.615	67.995	108.605	80.088	89.641	86.767		
4	T	1.9230	10.6423	8.4300	9.4245	13.8258	11.2247	13.9739	7.1397	11.4325	8.6069	96.6233		
	S	112.750	75.214	102.718	90.215	87.682	97.492	75.677	109.248	80.452	91.576	88.861		
5	T	1.9096	10.5394	8.4057	9.6221	13.8929	11.4305	13.9967	7.1528	11.3731	8.7623	97.0851		
	S	113.541	75.949	103.015	88.362	87.258	95.737	75.554	109.048	80.873	89.951	88.438		
6	T	1.9185	10.5304	8.4893	9.3994	13.7750	11.2148	13.9076	7.1044	11.3306	8.6988	96.3688		90.5181
	S	113.014	76.014	102.000	90.455	88.005	97.578	76.038	109.791	81.176	90.608	89.095		86.939

Event: USF2000 Grand Prix of Sonoma

Round 13 / 14

Track: Sonoma Raceway

2.385 mile(s)



Report: Section Data Report

USF2000

Session: Practice Final

August 23, 2014

Section Data for Car 23 - Owen, Will (R)

Lap	T/SF to I1	I9 to SF	I1 to I2	I2 to I3	I3 to I4	I4 to I5	I5 to I6	I6 to I7	I7 to I8	I8 to I9	Lap	PO to SF	SF to PI	
1	T	1.9700	10.9553	8.7563	9.8999	14.0965	11.7210	14.0718	7.2241	11.4446	8.8586	98.9981	108.4355	
	S	110.060	73.066	98.890	85.882	85.998	93.364	75.150	107.972	80.367	88.974	86.729	77.176	
2	T	1.9528	10.6578	8.5924	9.7115	13.8615	11.4878	14.0659	7.2121	11.4122	8.8732	97.8272		
	S	111.029	75.105	100.776	87.549	87.456	95.259	75.182	108.152	80.596	88.827	87.767		
3	T	1.9461	10.6154	8.5701	9.5983	13.8329	11.4904	13.8584	7.1971	11.2727	8.7343	97.1157		
	S	111.412	75.405	101.038	88.581	87.637	95.238	76.308	108.377	81.593	90.240	88.410		
4	T	1.9481	10.6908	8.4656	9.5859	13.7887	11.3832	13.8903	7.1835	11.2037	8.6946	96.8344		
	S	111.297	74.873	102.286	88.696	87.918	96.134	76.132	108.582	82.095	90.652	88.667		
5	T	1.9435	10.5332	8.4939	9.5433	13.8470	11.3887	13.9507	7.2092	11.2185	8.7683	96.8963		
	S	111.561	75.993	101.945	89.092	87.548	96.088	75.803	108.195	81.987	89.890	88.610		
6	T	1.9440	10.6530	8.5210	9.6622	13.9060	11.4228	14.1959	7.1864	11.3875	8.6211	97.4999		90.5503
	S	111.532	75.139	101.621	87.995	87.176	95.801	74.493	108.538	80.770	91.425	88.062		86.908

Event: USF2000 Grand Prix of Sonoma
 Track: Sonoma Raceway
 Report: Section Data Report
 Session: Practice Final

Round 13 / 14
 2.385 mile(s)
 USF2000
 August 23, 2014



Section Data for Car 3 - Andres Soori, Keyvan (R)

Lap	T/SF to I1	I9 to SF	I1 to I2	I2 to I3	I3 to I4	I4 to I5	I5 to I6	I6 to I7	I7 to I8	I8 to I9	Lap	PO to SF	SF to PI
1	T	1.9761	11.2905	9.2070	10.1357	14.4310	11.7657	14.2684	7.2186	11.7116	9.4782	101.4828	107.4193
	S	109.720	70.896	94.049	83.884	84.005	93.009	74.115	108.054	78.535	83.157	84.605	77.906
2	T	1.9542	10.7726	8.7638	9.7832	14.0946	11.3963	14.2419	7.1826	11.8688	8.9418	98.9998	
	S	110.950	74.305	98.805	86.907	86.010	96.024	74.253	108.596	77.495	88.146	86.727	
3	T	1.9370	10.7486	8.6603	9.6088	14.0503	11.3361	14.4969	7.1331	11.6568	9.6404	99.2683	
	S	111.935	74.471	99.986	88.484	86.281	96.534	72.947	109.349	78.904	81.758	86.493	
4	T	1.9351	10.7532	8.5415	9.6003	14.0233	11.2644	13.9524	7.1597	11.3089	8.8806	97.4194	
	S	112.045	74.439	101.377	88.563	86.447	97.148	75.793	108.943	81.332	88.753	88.134	
5	T	1.9306	10.7074	8.5557	9.5092	13.8851	11.2209	13.8882	7.1526	11.2068	8.8082	96.8647	
	S	112.306	74.757	101.208	89.411	87.307	97.525	76.144	109.051	82.073	89.483	88.639	
6	T	1.9299	10.7543	8.5433	9.5395	13.9610	11.4040	14.0298	7.1546	11.3162	8.7454	97.3780	89.9179
	S	112.347	74.431	101.355	89.127	86.833	95.959	75.375	109.021	81.279	90.125	88.172	87.519

Event: USF2000 Grand Prix of Sonoma

Round 13 / 14

Track: Sonoma Raceway

2.385 mile(s)



Report: Section Data Report

USF2000

Session: Practice Final

August 23, 2014

Section Data for Car 4 - Burkett, Daniel

Lap	T/SF to I1	I9 to SF	I1 to I2	I2 to I3	I3 to I4	I4 to I5	I5 to I6	I6 to I7	I7 to I8	I8 to I9	Lap	PO to SF	SF to PI
1	T	1.9562	10.8610	8.7333	9.9997	14.3383	11.5799	14.0629	7.1584	11.6402	8.8872	99.2171	111.1486
	S	110.836	73.700	99.150	85.025	84.548	94.502	75.198	108.963	79.017	88.687	86.538	75.292
2	T	1.9369	10.5924	8.6609	9.8397	14.0729	11.5160	14.1454	7.1678	11.5440	8.9882	98.4642	
	S	111.941	75.569	99.979	86.408	86.142	95.026	74.759	108.820	79.675	87.691	87.199	
3	T	1.9239	10.5868	8.4459	9.6146	14.0154	11.4005	14.2270	7.1870	12.1383	8.7146	98.2540	
	S	112.697	75.609	102.524	88.431	86.496	95.989	74.330	108.529	75.774	90.444	87.386	
4	T	1.9270	10.6668	8.4733	9.5094	13.8921	11.3183	14.0876	7.1619	11.5254	8.6627	97.2245	
	S	112.516	75.042	102.193	89.409	87.263	96.686	75.066	108.910	79.804	90.986	88.311	
5	T	1.9196	10.5008	8.4147	9.5231	13.8712	11.3102	13.9356	7.1551	11.4153	8.8576	96.9032	
	S	112.950	76.228	102.904	89.281	87.395	96.755	75.885	109.013	80.574	88.984	88.604	
6	T	1.9246	10.5569	8.4098	9.4314	13.8482	11.3069	13.9851	7.1468	11.2806	8.7152	96.6055	90.1737
	S	112.656	75.823	102.964	90.149	87.540	96.783	75.616	109.140	81.536	90.438	88.877	87.271

Event: USF2000 Grand Prix of Sonoma

Round 13 / 14

Track: Sonoma Raceway

2.385 mile(s)



Report: Section Data Report

USF2000

Session: Practice Final

August 23, 2014

Section Data for Car 44 - Slaghekke, Jeroen

Lap	T/SF to I1	I9 to SF	I1 to I2	I2 to I3	I3 to I4	I4 to I5	I5 to I6	I6 to I7	I7 to I8	I8 to I9	Lap	PO to SF	SF to PI
1	T	1.9545	10.8223	8.9194	9.9041	14.1026	11.5349	14.0864	7.2552	11.6180	8.9832	99.1806	106.1170
	S	110.933	73.963	97.082	85.846	85.961	94.870	75.072	107.509	79.168	87.740	86.569	78.862
2	T	1.9459	10.6902	8.6702	9.7211	13.9063	11.2383	13.7936	7.1406	11.3097	9.0430	97.4589	
	S	111.423	74.877	99.872	87.462	87.174	97.374	76.666	109.235	81.326	87.159	88.099	
3	T	1.9364	10.6217	8.5853	9.4698	13.8372	11.1649	13.7643	7.1274	11.2299	8.6782	96.4151	
	S	111.970	75.360	100.860	89.783	87.610	98.014	76.829	109.437	81.904	90.823	89.052	
4	T	1.9322	10.5837	8.4282	9.4643	13.7465	11.0866	13.6701	7.1346	11.2632	8.7185	96.0279	
	S	112.213	75.631	102.740	89.835	88.188	98.706	77.359	109.326	81.662	90.403	89.412	
5	T	1.9456	10.6110	8.5094	9.4105	13.7728	11.0560	13.6712	7.1353	11.1052	8.7300	95.9470	89.1843
	S	111.440	75.436	101.759	90.349	88.019	98.980	77.352	109.316	82.824	90.284	89.487	88.239

Event: USF2000 Grand Prix of Sonoma

Round 13 / 14

Track: Sonoma Raceway

2.385 mile(s)



Report: Section Data Report

USF2000

Session: Practice Final

August 23, 2014

Section Data for Car 5 - Telitz, Aaron (R)

Lap	T/SF to I1	I9 to SF	I1 to I2	I2 to I3	I3 to I4	I4 to I5	I5 to I6	I6 to I7	I7 to I8	I8 to I9	Lap	PO to SF	SF to PI
1	T	1.9371	10.8356	8.8021	10.0088	14.4166	11.8664	14.2691	7.1379	11.6908	9.1425	100.1069	105.7326
	S	111.929	73.873	98.375	84.948	84.089	92.220	74.111	109.276	78.675	86.211	85.768	79.149
2	T	1.9340	10.6962	8.7728	9.9177	14.0974	11.4776	13.9553	7.1073	11.8043	8.9137	98.6763	
	S	112.109	74.835	98.704	85.728	85.993	95.344	75.778	109.746	77.918	88.424	87.012	
3	T	1.9136	10.7894	8.5262	9.5603	13.8450	11.2131	13.9069	7.0932	11.3452	8.6803	96.8732	
	S	113.304	74.189	101.559	88.933	87.560	97.593	76.041	109.964	81.072	90.801	88.631	
4	T	1.9175	10.5222	8.4449	9.4304	13.8021	11.2569	13.8166	7.0720	11.3119	8.8304	96.4049	
	S	113.073	76.073	102.536	90.158	87.832	97.213	76.538	110.294	81.310	89.258	89.062	
5	T	1.9156	10.5231	8.4515	9.4075	13.7610	11.1684	13.8784	7.0713	11.1898	8.6748	96.0414	
	S	113.186	76.066	102.456	90.378	88.095	97.983	76.198	110.305	82.197	90.859	89.399	
6	T	1.9134	10.4821	8.4428	9.4745	13.7627	11.2251	13.8439	7.0797	11.2720	8.7463	96.2425	90.0390
	S	113.316	76.364	102.562	89.738	88.084	97.489	76.387	110.174	81.598	90.116	89.212	87.402

Event: USF2000 Grand Prix of Sonoma
 Track: Sonoma Raceway
 Report: Section Data Report
 Session: Practice Final

Round 13 / 14
 2.385 mile(s)
 USF2000
 August 23, 2014



Section Data for Car 61 - List, Andrew (R)

Lap	T/SF to I1	I9 to SF	I1 to I2	I2 to I3	I3 to I4	I4 to I5	I5 to I6	I6 to I7	I7 to I8	I8 to I9	Lap	PO to SF	SF to PI
1	T	1.9687	11.1261	9.3596	10.2857	14.7379	12.4697	14.8182	7.4254	11.7380	9.1668	103.0961	128.7355
	S	110.133	71.944	92.516	82.661	82.255	87.758	71.365	105.045	78.359	85.982	83.282	65.006
2	T	1.9461	10.8110	9.0427	9.9613	14.4920	11.9277	14.0262	7.4239	11.7159	8.9205	100.2673	
	S	111.412	74.041	95.758	85.353	83.651	91.746	75.395	105.066	78.506	88.356	85.631	
3	T	1.9449	10.7458	8.9441	9.7744	14.4289	11.6592	14.0354	7.3582	11.8240	8.8173	99.5322	
	S	111.480	74.490	96.813	86.985	84.017	93.859	75.345	106.004	77.789	89.390	86.264	
4	T	1.9508	10.7938	8.8466	9.9119	14.2987	11.7132	14.0392	7.3047	11.8413	8.8626	99.5628	
	S	111.143	74.159	97.880	85.778	84.782	93.426	75.325	106.781	77.675	88.933	86.237	
5	T	1.9498	10.7698	8.7939	9.7980	14.2928	11.4892	13.8488	7.3295	11.8479	9.1583	99.2780	91.9664
	S	111.200	74.324	98.467	86.776	84.817	95.248	76.360	106.419	77.632	86.062	86.484	85.570
6	T										10.1981		
	S										77.287		

Event: USF2000 Grand Prix of Sonoma
Track: Sonoma Raceway
Report: Section Data Report
Session: Practice Final

Round 13 / 14
2.385 mile(s)
USF2000
August 23, 2014



Section Data for Car 7 - Enerson, RC

Lap	T/SF to I1	I9 to SF	I1 to I2	I2 to I3	I3 to I4	I4 to I5	I5 to I6	I6 to I7	I7 to I8	I8 to I9	Lap	PI to PO	PO to SF	SF to PI	
1	T	1.9096	10.7716	8.8888	9.9403	14.2569	11.5638	13.9900	7.1298	13.9931	8.9720	101.4159		103.9531	94.4074
	S	113.541	74.312	97.416	85.533	85.031	94.633	75.590	109.400	65.730	87.849	84.661		80.504	83.357
2	T				9.9187	14.0496	11.5281	13.8676	7.0515	11.5174		137.6219	41.7439	102.2911	
	S				85.720	86.285	94.926	76.257	110.615	79.859		62.388	32.152	81.812	
3	T	1.8933	10.5134	8.5322	9.6994	13.9207	11.4448	13.7190	7.0225	11.3909	8.6348	96.7710			
	S	114.519	76.137	101.487	87.658	87.084	95.617	77.083	111.072	80.746	91.280	88.725			
4	T	1.8841	10.4929	8.3518	9.5908	13.7762	11.3517	13.7318	7.0286	11.3206	8.6704	96.1989			
	S	115.078	76.285	103.679	88.650	87.998	96.401	77.011	110.975	81.248	90.905	89.253			
5	T	1.8914	10.4788	8.3178	9.4380	13.7438	11.3555	13.7268	7.0268	11.2388	8.7003	95.9180			89.1584
	S	114.634	76.388	104.103	90.086	88.205	96.369	77.039	111.004	81.839	90.592	89.514			88.265

Event: USF2000 Grand Prix of Sonoma
 Track: Sonoma Raceway
 Report: Section Data Report
 Session: Practice Final

Round 13 / 14
 2.385 mile(s)
 USF2000
 August 23, 2014



Section Data for Car 77 - Cindric, Austin

Lap	T/SF to I1	I9 to SF	I1 to I2	I2 to I3	I3 to I4	I4 to I5	I5 to I6	I6 to I7	I7 to I8	I8 to I9	Lap	PO to SF	SF to PI
1	T	1.9536	10.9822	9.0510	10.0586	14.5883	11.8647	14.2089	7.1954	11.6343	9.0010	100.5380	113.2286
	S	110.984	72.887	95.670	84.527	83.099	92.233	74.425	108.403	79.057	87.566	85.401	73.909
2	T	1.9337	10.7082	8.6527	9.5338	14.0647	11.3601	14.0417	7.1679	11.3517	8.8807	97.6952	
	S	112.126	74.752	100.074	89.180	86.193	96.330	75.311	108.818	81.025	88.752	87.886	
3	T	1.9220	10.5525	8.5877	9.5208	13.8337	11.3164	13.9761	7.1402	11.4125	8.7289	96.9908	
	S	112.809	75.854	100.831	89.302	87.632	96.702	75.665	109.241	80.593	90.296	88.524	
4	T	1.9223	10.5202	8.4796	9.4263	13.8209	11.2273	13.9671	7.1563	11.3138	8.7819	96.6157	
	S	112.791	76.087	102.117	90.197	87.713	97.469	75.714	108.995	81.297	89.751	88.868	
5	T	1.9236	10.4980	8.4700	9.4184	13.8989	11.2418	14.1081	7.1738	11.2801	8.8316	96.8443	
	S	112.715	76.248	102.232	90.273	87.221	97.344	74.957	108.729	81.539	89.246	88.658	
6	T	1.9177	10.5323	8.4806	9.4782	13.8586	11.2332	13.9501	7.1552	11.2335	8.8451	96.6845	90.9017
	S	113.062	76.000	102.105	89.703	87.474	97.418	75.806	109.012	81.878	89.109	88.804	86.572

Event: USF2000 Grand Prix of Sonoma
Track: Sonoma Raceway
Report: Section Data Report
Session: Practice Final

Round 13 / 14
2.385 mile(s)
USF2000
August 23, 2014



Section Data for Car 79 - Lozano, Santiago (R)

Lap	T/SF to I1	I9 to SF	I1 to I2	I2 to I3	I3 to I4	I4 to I5	I5 to I6	I6 to I7	I7 to I8	I8 to I9	Lap	PO to SF	SF to PI	
1	T	2.0546	12.0840	8.9789	10.2674	14.4543	11.8965	14.9207	7.2103	12.0333	9.4773	103.3773	113.0625	
	S	105.528	66.241	96.438	82.808	83.869	91.987	70.875	108.179	76.436	83.165	83.055	74.018	
2	T	1.9404	10.7727	8.6089	10.0297	14.1320	11.7145	14.0318	7.1648	11.6316	8.9379	98.9643		
	S	111.739	74.304	100.583	84.771	85.782	93.416	75.365	108.866	79.075	88.184	86.759		
3	T	1.9283	10.6312	8.5391	9.8068	14.0677	11.7318	14.0672	7.1610	11.6552	8.8880	98.4763		
	S	112.440	75.293	101.405	86.698	86.174	93.278	75.175	108.923	78.915	88.679	87.188		
4	T	1.9343	10.7370	8.6096	9.9426	14.0499	11.7957	14.1751	7.1960	11.5132	8.8706	98.8240		
	S	112.091	74.551	100.575	85.514	86.283	92.773	74.603	108.394	79.889	88.853	86.882		
5	T	1.9352	10.6813	8.5792	9.7793	14.0213	11.3822	13.9877	7.1462	11.6152	8.7818	97.9094		
	S	112.039	74.940	100.931	86.942	86.459	96.143	75.602	109.149	79.187	89.752	87.693		
6	T	1.9345	10.7628	8.5045	9.6189	14.1980	11.5162	14.4522	7.3749	12.0128	9.2535			92.2676
	S	112.080	74.372	101.818	88.391	85.383	95.024	73.172	105.764	76.566	85.177			85.290

Event: USF2000 Grand Prix of Sonoma
Track: Sonoma Raceway
Report: Section Data Report
Session: Practice Final

Round 13 / 14
2.385 mile(s)
USF2000
August 23, 2014



Section Data for Car 91 - Starrantino, Adrian (R)

Lap	T/SF to I1	I9 to SF	I1 to I2	I2 to I3	I3 to I4	I4 to I5	I5 to I6	I6 to I7	I7 to I8	I8 to I9	Lap	PO to SF	SF to PI	
1	T	1.9443	10.9139	8.7746	10.1374	14.4452	11.5143	14.2202	7.1753	11.6604	8.9577	99.7433	106.4762	
	S	111.515	73.343	98.684	83.870	83.922	95.040	74.366	108.706	78.880	87.989	86.081	78.596	
2	T	1.9423	10.7729	8.5768	9.9538	14.1842	11.3528	14.0408	7.1593	11.5611	8.8320	98.3760		
	S	111.630	74.303	100.959	85.417	85.466	96.392	75.316	108.949	79.558	89.242	87.277		
3	T	1.9340	10.7388	8.5282	9.7286	14.0517	11.1526	13.9422	7.1463	11.3581	9.0371	97.6176		
	S	112.109	74.539	101.535	87.395	86.272	98.122	75.849	109.147	80.979	87.216	87.955		
4	T	1.9355	10.6036	8.4460	9.6260	13.8690	11.1072	13.8773	7.1378	11.2945	8.7324	96.6293		
	S	112.022	75.489	102.523	88.326	87.409	98.523	76.204	109.277	81.435	90.259	88.855		
5	T	1.9329	10.5891	8.4305	9.5049	13.8451	11.1308	13.7780	7.1392	11.2769	8.6618	96.2892		
	S	112.172	75.592	102.711	89.451	87.560	98.314	76.753	109.256	81.563	90.995	89.169		
6	T	1.9328	10.6378	8.4119	9.5217	13.8793	11.1197	13.7584	7.1538	11.3082	8.6968	96.4204		89.4465
	S	112.178	75.246	102.939	89.294	87.344	98.413	76.862	109.033	81.337	90.629	89.048		87.980

Event: USF2000 Grand Prix of Sonoma
 Track: Sonoma Raceway
 Report: Section Data Report
 Session: Practice Final

Round 13 / 14
 2.385 mile(s)
 USF2000
 August 23, 2014



Section Data for Car 96 - Furuseth, Henrik

Lap	T/SF to I1	I9 to SF	I1 to I2	I2 to I3	I3 to I4	I4 to I5	I5 to I6	I6 to I7	I7 to I8	I8 to I9	Lap	PO to SF	SF to PI
1	T	2.6548	11.3633	12.1417	10.2471	14.2679	11.7130	14.0348	7.1793	11.4353	9.0497	104.0869	106.5334
	S	81.670	70.442	71.317	82.972	84.965	93.428	75.348	108.646	80.433	87.095	82.489	78.554
2	T	1.9390	10.6878	8.5601	9.6552	13.9678	11.5777	13.9463	7.1512	11.4377	8.7556	97.6784	
	S	111.820	74.894	101.156	88.059	86.791	94.519	75.827	109.073	80.416	90.020	87.901	
3	T	1.9298	10.6516	8.5219	9.5980	13.9287	11.2916	14.0014	7.0967	11.3349	8.7030	97.0576	
	S	112.353	75.149	101.610	88.584	87.034	96.914	75.528	109.910	81.145	90.564	88.463	
4	T	1.9219	10.5999	8.4252	9.4381	13.9237	11.3979	14.0351	7.9123	12.9503	8.6929	99.2973	
	S	112.814	75.515	102.776	90.085	87.065	96.011	75.347	98.581	71.023	90.670	86.468	
5	T	1.9290	10.6359	8.4899	9.4855	13.7169	11.1663	13.8646	7.1270	11.1903	8.5758	96.1812	
	S	112.399	75.260	101.993	89.634	88.378	98.002	76.273	109.443	82.194	91.908	89.269	
6	T	1.9292	10.6560	8.4083	9.4078	13.7637	11.3110	13.9259	7.1338	11.2055	8.6531	96.3943	88.3925
	S	112.388	75.118	102.983	90.375	88.078	96.748	75.938	109.339	82.082	91.087	89.072	89.030

Event: USF2000 Grand Prix of Sonoma

Round 13 / 14

Track: Sonoma Raceway

2.385 mile(s)



Report: Section Data Report

USF2000

Session: Practice Final

August 23, 2014

Section Data for Car 97 - Toppe, Clark

Lap	T/SF to I1	I9 to SF	I1 to I2	I2 to I3	I3 to I4	I4 to I5	I5 to I6	I6 to I7	I7 to I8	I8 to I9	Lap	PO to SF	SF to PI
1	T	1.9660	11.0656	9.2088	10.0116	14.4057	11.6278	14.2032	7.2445	11.6827	9.0802	100.4961	108.7470
	S	110.284	72.337	94.031	84.924	84.152	94.112	74.455	107.668	78.729	86.802	85.436	76.955
2	T	1.9564	10.7343	8.7001	9.8495	14.2368	11.5161	14.0221	7.1985	11.5382	9.0020	98.7540	
	S	110.825	74.570	99.529	86.322	85.151	95.025	75.417	108.356	79.715	87.556	86.943	
3	T	1.9422	10.6077	8.6611	9.6641	14.0509	11.4069	14.0647	7.1928	11.4677	8.9349	97.9930	
	S	111.635	75.460	99.977	87.978	86.277	95.935	75.188	108.442	80.206	88.214	87.619	
4	T	1.9377	10.5595	8.6309	9.6423	13.9998	11.2370	13.9247	7.1926	11.4019	8.8350	97.3614	
	S	111.895	75.804	100.327	88.177	86.592	97.385	75.944	108.445	80.668	89.211	88.187	
5	T	1.9341	10.5880	8.5588	9.5765	14.1707	11.6122	14.1182	7.2155	11.5332	8.9084	98.2156	91.3825
	S	112.103	75.600	101.172	88.783	85.548	94.239	74.903	108.101	79.750	88.476	87.420	86.117
6	T										10.2765		
	S										76.697		

Event: USF2000 Grand Prix of Sonoma

Round 13 / 14

Track: Sonoma Raceway

2.385 mile(s)



Report: Section Data Report

USF2000

Session: Practice Final






August 23, 2014

Section Data for Car 98 - Herta, Colton (R)

Lap	T/SF to I1	I9 to SF	I1 to I2	I2 to I3	I3 to I4	I4 to I5	I5 to I6	I6 to I7	I7 to I8	I8 to I9	Lap	PO to SF	SF to PI	
1	T	1.9215	10.7973	8.6854	9.8232	14.4755	11.8374	14.3342	7.1117	11.6846	9.0266	99.6974	106.4152	
	S	112.838	74.135	99.697	86.553	83.747	92.446	73.775	109.678	78.717	87.318	86.121	78.641	
2	T	2.0244	14.6159	8.7132	9.7023	14.1946	11.3852	14.0358	7.1275	11.6401	8.6003	102.0393		
	S	107.102	54.766	99.379	87.632	85.404	96.118	75.343	109.435	79.018	91.646	84.144		
3	T	1.9105	10.6187	8.4013	10.0256	14.0176	11.4388	13.8968	7.0730	11.2392	8.9359	97.5574		
	S	113.488	75.382	103.068	84.806	86.482	95.667	76.097	110.279	81.836	88.204	88.010		
4	T	1.9092	10.5523	8.4281	9.5020	14.0939	11.3759	13.9054	7.1410	11.2312	8.7096	96.8486		
	S	113.565	75.856	102.741	89.479	86.014	96.196	76.050	109.228	81.894	90.496	88.654		
5	T	1.9008	10.5915	8.4612	9.5853	13.9939	11.2958	13.9038	7.0774	11.2667	8.7225	96.7989		
	S	114.067	75.575	102.339	88.701	86.629	96.878	76.058	110.210	81.636	90.362	88.699		
6	T	1.9021	10.6022	8.4258	9.5987	13.8239	11.4335	13.7271	7.0578	11.2553	8.4527	96.2791		89.5644
	S	113.989	75.499	102.769	88.577	87.694	95.712	77.037	110.516	81.719	93.246	89.178		87.865

Report Support Information

Section Legend	
Name	Length
SF to I1	0.060227 miles
I9 to SF	0.222348 miles
I1 to I2	0.240530 miles
I2 to I3	0.236174 miles
I3 to I4	0.336742 miles
I4 to I5	0.303977 miles
I5 to I6	0.293750 miles
I6 to I7	0.216667 miles
I7 to I8	0.255492 miles
I8 to I9	0.218939 miles
Lap	2.385000 miles
PI to PO	0.372822 miles
PO to SF	2.324621 miles
SF to PI	2.185985 miles
I8 to PI	0.242424 miles
PO to I2	0.240530 miles
PO to PI	2.125758 miles

Color Legend	
	Fastest Lap
	Section Under Caution
	Section Under Green
	Section Time Data
	Section Speed Data

