

Event: Mazda Freedom 75
Track: Lucas Oil Raceway
Report: Lap Report
Session: Practice 1

Round 9
0.625 mile(s)
USF2000
May 23, 2015




Lap Data for Car 12 - Lerch, Augie (R)

Best Lap

Lap	Time	Speed	Session Time	Lap TOD	TL
0	No Time	*****	00:00:09	08:00:11	SFP
1	00:47.5611	47.308	00:00:57	08:00:59	SF
2	00:29.1985	77.059	00:01:26	08:01:28	SF
3	05:51.6271	6.399	00:07:18	08:07:19	SFP
4	00:42.7458	52.637	00:08:00	08:08:02	SF
5	00:26.8089	83.927	00:08:27	08:08:29	SF
6	00:26.1854	85.926	00:08:53	08:08:55	SF
7	00:26.1001	86.207	00:09:19	08:09:21	SF
8	00:25.4846	88.289	00:09:45	08:09:47	SF
9	00:25.2856	88.983	00:10:10	08:10:12	SF
10	00:24.8755	90.450	00:10:35	08:10:37	SF
11	00:24.9345	90.236	00:10:60	08:11:02	SF
12	00:24.8562	90.521	00:11:25	08:11:27	SF
13	00:24.1965	92.989	00:11:49	08:11:51	SF
14	00:24.1063	93.337	00:12:13	08:12:15	SF
15	00:23.6748	95.038	00:12:37	08:12:39	SF
16	00:23.8675	94.270	00:13:01	08:13:03	SF
17	00:23.9856	93.806	00:13:25	08:13:27	SF
18	00:23.7647	94.678	00:13:48	08:13:50	SF
19	00:23.4026	96.143	00:14:12	08:14:14	SF
20	00:23.4395	95.992	00:14:35	08:14:37	SF
21	00:23.3854	96.214	00:14:59	08:15:01	SF
22	00:23.3927	96.184	00:15:22	08:15:24	SF
23	00:23.3745	96.259	00:15:45	08:15:47	SF
24	00:23.7068	94.909	00:16:09	08:16:11	SF
25	00:23.3671	96.289	00:16:32	08:16:34	SF
26	00:23.4871	95.797	00:16:56	08:16:58	SF
27	00:23.3238	96.468	00:17:19	08:17:21	SF
28	00:23.2536	96.759	00:17:43	08:17:44	SF
29	00:23.3667	96.291	00:18:06	08:18:08	SF
30	00:23.0366	97.671	00:18:29	08:18:31	SF
31	00:23.3244	96.466	00:18:52	08:18:54	SF
32	00:23.2459	96.791	00:19:16	08:19:17	SF
33	00:23.5440	95.566	00:19:39	08:19:41	SF
34	00:23.5876	95.389	00:20:03	08:20:05	SF
35	00:28.9922	77.607	00:20:32	08:20:34	SF

Event: Mazda Freedom 75
Track: Lucas Oil Raceway
Report: Lap Report
Session: Practice 1

Round 9
0.625 mile(s)

USF2000
May 23, 2015

Lap Data for Car 16 - Dayson, James

Best Lap

Lap	Time	Speed	Session Time	Lap TOD	TL
0	No Time	*****	00:00:07	08:00:09	SFP
1	00:47.2289	47.640	00:00:55	08:00:56	SF
2	00:28.1776	79.851	00:01:23	08:01:25	SF
3	05:52.9826	6.374	00:07:16	08:07:18	SFP
4	00:43.4595	51.772	00:07:59	08:08:01	SF
5	00:25.8856	86.921	00:08:25	08:08:27	SF
6	00:24.6528	91.268	00:08:50	08:08:52	SF
7	00:24.2051	92.956	00:09:14	08:09:16	SF
8	00:23.8782	94.228	00:09:38	08:09:40	SF
9	00:23.8885	94.188	00:10:02	08:10:04	SF
10	00:23.7972	94.549	00:10:25	08:10:27	SF
11	00:24.1509	93.164	00:10:50	08:10:52	SF
12	00:23.7539	94.721	00:11:13	08:11:15	SF
13	00:23.6904	94.975	00:11:37	08:11:39	SF
14	00:23.6382	95.185	00:12:01	08:12:03	SF
15	00:24.0773	93.449	00:12:25	08:12:27	SF
16	00:23.9360	94.001	00:12:49	08:12:51	SF
17	00:24.7404	90.944	00:13:13	08:13:15	SF
18	01:55.8238	19.426	00:15:09	08:15:11	SFP
19	00:35.5487	63.293	00:15:45	08:15:47	SF
20	00:27.3854	82.161	00:16:12	08:16:14	SF
21	00:25.9949	86.555	00:16:38	08:16:40	SF
22	00:25.0787	89.718	00:17:03	08:17:05	SF
23	00:24.3522	92.394	00:17:28	08:17:30	SF
24	00:24.4588	91.991	00:17:52	08:17:54	SF
25	00:23.8201	94.458	00:18:16	08:18:18	SF
26	00:24.1329	93.234	00:18:40	08:18:42	SF
27	00:24.0085	93.717	00:19:04	08:19:06	SF
28	00:23.9757	93.845	00:19:28	08:19:30	SF
29	00:23.8933	94.169	00:19:52	08:19:54	SF
30	00:24.0636	93.502	00:20:16	08:20:18	SF
30	No Time	*****	00:20:45	08:57:16	SFP

Event: Mazda Freedom 75
Track: Lucas Oil Raceway
Report: Lap Report
Session: Practice 1

Round 9
0.625 mile(s)
USF2000
May 23, 2015




Lap Data for Car 2 - Jamin, Nico

Best Lap

Lap	Time	Speed	Session Time	Lap TOD	TL
0	No Time	*****	00:00:43	08:00:45	SF
1	00:24.2200	92.898	00:01:07	08:01:09	SF
2	00:45.5069	49.443	00:01:53	08:01:55	SFP
3	05:56.9448	6.303	00:07:50	08:07:51	SF
4	00:23.1577	97.160	00:08:13	08:08:15	SF
5	00:22.5716	99.683	00:08:35	08:08:37	SF
6	00:22.4961	100.017	00:08:58	08:08:60	SF
7	00:22.5163	99.928	00:09:20	08:09:22	SF
8	00:22.4669	100.147	00:09:43	08:09:45	SF
9	00:22.1784	101.450	00:10:05	08:10:07	SF
10	00:21.8592	102.931	00:10:27	08:10:29	SF
11	00:22.2018	101.343	00:10:49	08:10:51	SF
12	00:40.6815	55.308	00:11:30	08:11:32	SFP
13	00:56.7588	39.641	00:12:26	08:12:28	SF
14	00:22.2790	100.992	00:12:49	08:12:51	SF
15	00:22.0612	101.989	00:13:11	08:13:13	SF
16	00:21.7758	103.326	00:13:33	08:13:34	SF
17	00:21.9262	102.617	00:13:54	08:13:56	SF
18	00:21.9814	102.359	00:14:16	08:14:18	SF
19	00:21.8273	103.082	00:14:38	08:14:40	SF
20	00:41.5621	54.136	00:15:20	08:15:22	SFP
21	00:36.8695	61.026	00:15:57	08:15:59	SF
22	00:21.9039	102.721	00:16:19	08:16:21	SF
23	00:21.7677	103.364	00:16:40	08:16:42	SF
24	00:22.1317	101.664	00:17:03	08:17:04	SF
25	00:21.9018	102.731	00:17:24	08:17:26	SF
26	00:22.0223	102.169	00:17:46	08:17:48	SF
27	00:38.5208	58.410	00:18:25	08:18:27	SFP
28	01:01.7113	36.460	00:19:27	08:19:29	SF
29	00:21.7923	103.247	00:19:48	08:19:50	SF
30	00:21.7234	103.575	00:20:10	08:20:12	SF
30	No Time	*****	00:20:45	08:57:34	SFP


Event: Mazda Freedom 75
Track: Lucas Oil Raceway
Report: Lap Report
Session: Practice 1

Round 9
0.625 mile(s)

USF2000
May 23, 2015

Lap Data for Car 22 - Eidson, Jake Best Lap

Lap	Time	Speed	Session Time	Lap TOD	TL
0	No Time	*****	00:00:48	08:00:50	SF
1	00:25.6092	87.859	00:01:14	08:01:15	SF
2	00:47.8372	47.035	00:02:01	08:02:03	SFP
3	05:52.6958	6.379	00:07:54	08:07:56	SF
4	00:22.7176	99.042	00:08:17	08:08:19	SF
5	00:21.8718	102.872	00:08:39	08:08:41	SF
6	00:21.6300	104.022	00:09:00	08:09:02	SF
7	00:21.6060	104.138	00:09:22	08:09:24	SF
8	00:39.0228	57.659	00:10:01	08:10:03	SFP
9	02:55.8848	12.792	00:12:57	08:12:59	SF
10	00:21.8529	102.961	00:13:19	08:13:21	SF
11	00:22.0175	102.191	00:13:41	08:13:43	SF
12	00:21.6993	103.690	00:14:02	08:14:04	SF
13	00:21.7251	103.567	00:14:24	08:14:26	SF
14	00:21.9232	102.631	00:14:46	08:14:48	SF
15	00:40.9598	54.932	00:15:27	08:15:29	SFP
16	01:39.5957	22.591	00:17:07	08:17:08	SF
17	00:21.8439	103.004	00:17:28	08:17:30	SF
18	00:22.1243	101.698	00:17:51	08:17:52	SF
19	00:21.7390	103.501	00:18:12	08:18:14	SF
20	00:22.0417	102.079	00:18:34	08:18:36	SF
21	00:22.2681	101.041	00:18:57	08:18:59	SF
22	00:21.7794	103.309	00:19:18	08:19:20	SF
23	00:21.8327	103.056	00:19:40	08:19:42	SF
24	00:22.5140	99.938	00:20:03	08:20:05	SF


Event: Mazda Freedom 75
Track: Lucas Oil Raceway
Report: Lap Report
Session: Practice 1

Round 9
0.625 mile(s) 
USF2000
May 23, 2015

Lap Data for Car 23 - Luo, Yufeng (R) Best Lap

Lap	Time	Speed	Session Time	Lap TOD	TL
0	No Time	*****	00:00:49	08:00:51	SF
1	00:25.3889	88.621	00:01:14	08:01:16	SF
2	00:53.7576	41.855	00:02:08	08:02:010	SFP
3	05:46.1052	6.501	00:07:54	08:07:56	SF
4	00:23.9075	94.113	00:08:18	08:08:20	SF
5	00:22.7991	98.688	00:08:41	08:08:43	SF
6	00:22.4984	100.007	00:09:03	08:09:05	SF
7	00:22.1983	101.359	00:09:26	08:09:27	SF
8	00:22.1252	101.694	00:09:48	08:09:50	SF
9	00:39.1196	57.516	00:10:27	08:10:29	SFP
10	02:30.9817	14.902	00:12:58	08:12:60	SF
11	00:22.3394	100.719	00:13:20	08:13:22	SF
12	00:21.8645	102.907	00:13:42	08:13:44	SF
13	00:21.9704	102.411	00:14:04	08:14:06	SF
14	00:22.3299	100.762	00:14:26	08:14:28	SF
15	00:22.0761	101.920	00:14:48	08:14:50	SF
16	00:22.1276	101.683	00:15:11	08:15:12	SF
17	00:22.4849	100.067	00:15:33	08:15:35	SF
18	00:22.1133	101.749	00:15:55	08:15:57	SF
19	00:22.0943	101.836	00:16:17	08:16:19	SF
20	00:22.1310	101.667	00:16:39	08:16:41	SF
21	00:22.3977	100.457	00:17:02	08:17:04	SF
22	00:22.0381	102.096	00:17:24	08:17:26	SF
23	00:22.3967	100.461	00:17:46	08:17:48	SF
24	00:22.3346	100.741	00:18:08	08:18:10	SF
25	00:22.0285	102.140	00:18:31	08:18:32	SF
26	00:22.6869	99.176	00:18:53	08:18:55	SF
27	00:22.5479	99.788	00:19:16	08:19:18	SF
28	00:22.3028	100.884	00:19:38	08:19:40	SF
29	00:22.1880	101.406	00:20:00	08:20:02	SF
30	00:42.1496	53.381	00:20:42	08:20:44	SFP

Event: Mazda Freedom 75
Track: Lucas Oil Raceway
Report: Lap Report
Session: Practice 1


Round 9
0.625 mile(s)

USF2000
May 23, 2015

Lap Data for Car 3 - Telitz, Aaron

Best Lap

Lap	Time	Speed	Session Time	Lap TOD	TL
0	No Time	*****	00:00:44	08:00:46	SF
1	00:24.2426	92.812	00:01:09	08:01:10	SF
2	00:47.8341	47.038	00:01:56	08:01:58	SFP
3	05:54.0155	6.356	00:07:50	08:07:52	SF
4	00:23.4186	96.077	00:08:14	08:08:16	SF
5	00:22.6078	99.523	00:08:36	08:08:38	SF
6	00:22.2207	101.257	00:08:59	08:09:01	SF
7	00:22.4828	100.077	00:09:21	08:09:23	SF
8	00:22.6499	99.338	00:09:44	08:09:46	SF
9	00:22.0504	102.039	00:10:06	08:10:08	SF
10	00:22.2380	101.178	00:10:28	08:10:30	SF
11	00:21.9355	102.573	00:10:50	08:10:52	SF
12	00:41.8780	53.727	00:11:32	08:11:34	SFP
13	01:43.3143	21.778	00:13:15	08:13:17	SF
14	00:23.8092	94.501	00:13:39	08:13:41	SF
15	00:21.7846	103.284	00:14:01	08:14:03	SF
16	00:21.8633	102.912	00:14:23	08:14:25	SF
17	00:21.8997	102.741	00:14:45	08:14:46	SF
18	00:22.4160	100.375	00:15:07	08:15:09	SF
19	00:22.3127	100.839	00:15:29	08:15:31	SF
20	00:39.8103	56.518	00:16:09	08:16:11	SFP
21	01:21.9580	27.453	00:17:31	08:17:33	SF
22	00:22.0190	102.184	00:17:53	08:17:55	SF
23	00:22.1672	101.501	00:18:15	08:18:17	SF
24	00:21.9277	102.610	00:18:37	08:18:39	SF
25	00:21.8462	102.993	00:18:59	08:19:01	SF
26	00:24.7054	91.073	00:19:24	08:19:26	SF
27	00:21.8784	102.841	00:19:46	08:19:47	SF
28	00:22.1290	101.677	00:20:08	08:20:010	SF
28	No Time	*****	00:20:45	08:57:36	SFP

Event: Mazda Freedom 75
Track: Lucas Oil Raceway
Report: Lap Report
Session: Practice 1

Round 9
0.625 mile(s)

USF2000
May 23, 2015

Lap Data for Car 33 - Martin, Anthony (R)


Best Lap

Lap	Time	Speed	Session Time	Lap TOD	TL
0	No Time	*****	00:00:51	08:00:53	SF
1	00:28.4466	79.096	00:01:20	08:01:21	SF
2	00:54.1376	41.561	00:02:14	08:02:16	SFP
3	05:41.8347	6.582	00:07:56	08:07:57	SF
4	00:25.8683	86.979	00:08:21	08:08:23	SF
5	00:24.2297	92.861	00:08:46	08:08:48	SF
6	00:23.4597	95.909	00:09:09	08:09:11	SF
7	00:22.6020	99.549	00:09:32	08:09:34	SF
8	00:22.1683	101.496	00:09:54	08:09:56	SF
9	00:22.1028	101.797	00:10:16	08:10:18	SF
10	00:21.9386	102.559	00:10:38	08:10:40	SF
11	00:22.2668	101.047	00:11:00	08:11:02	SF
12	00:23.5120	95.696	00:11:24	08:11:26	SF
13	00:22.5828	99.633	00:11:46	08:11:48	SF
14	00:21.9576	102.470	00:12:08	08:12:10	SF
15	00:21.9427	102.540	00:12:30	08:12:32	SF
16	00:22.0073	102.239	00:12:52	08:12:54	SF
17	00:22.1074	101.776	00:13:14	08:13:16	SF
18	00:22.2232	101.246	00:13:37	08:13:38	SF
19	00:22.0747	101.927	00:13:59	08:14:01	SF
20	00:22.1613	101.528	00:14:21	08:14:23	SF
21	00:22.9531	98.026	00:14:44	08:14:46	SF
22	00:38.0232	59.174	00:15:22	08:15:24	SFP
23	02:49.1981	13.298	00:18:11	08:18:13	SF
24	00:23.4792	95.830	00:18:34	08:18:36	SF
25	00:22.7733	98.800	00:18:57	08:18:59	SF
26	00:22.1182	101.726	00:19:19	08:19:21	SF
27	00:22.0838	101.885	00:19:41	08:19:43	SF
28	00:22.1325	101.660	00:20:04	08:20:05	SF
28	No Time	-0.013	00:20:45	08:57:22	SFP

Event: Mazda Freedom 75**Round 9****Track: Lucas Oil Raceway****0.625 mile(s)****Report: Lap Report****USF2000****Session: Practice 1****May 23, 2015****Lap Data for Car 5 - Andres Soori, Keyvan****Best Lap**

Lap	Time	Speed	Session Time	Lap TOD	TL
0	No Time	*****	00:00:04	08:00:06	SFP
1	00:47.4001	47.468	00:00:52	08:00:53	SF
2	00:28.3460	79.376	00:01:20	08:01:22	SF
3	05:53.1983	6.370	00:07:13	08:07:15	SFP
4	00:42.7673	52.610	00:07:56	08:07:58	SF
5	00:25.7012	87.545	00:08:22	08:08:23	SF
6	00:24.2631	92.733	00:08:46	08:08:48	SF
7	00:23.6666	95.071	00:09:09	08:09:11	SF
8	00:23.3384	96.408	00:09:33	08:09:35	SF
9	00:23.1402	97.233	00:09:56	08:09:58	SF
10	00:22.9329	98.112	00:10:19	08:10:21	SF
11	00:22.6406	99.379	00:10:42	08:10:43	SF
12	00:22.5822	99.636	00:11:04	08:11:06	SF
13	00:22.6169	99.483	00:11:27	08:11:29	SF
14	00:22.6795	99.209	00:11:49	08:11:51	SF
15	00:23.5305	95.621	00:12:13	08:12:15	SF
16	00:22.7526	98.890	00:12:36	08:12:38	SF
17	00:22.7288	98.993	00:12:58	08:13:00	SF
18	00:22.5137	99.939	00:13:21	08:13:23	SF
19	00:22.6878	99.172	00:13:44	08:13:46	SF
20	00:22.9803	97.910	00:14:07	08:14:09	SF
21	00:22.5034	99.985	00:14:29	08:14:31	SF
22	00:22.4557	100.197	00:14:52	08:14:53	SF
23	00:22.3341	100.743	00:15:14	08:15:16	SF
24	00:22.2770	101.001	00:15:36	08:15:38	SF
25	00:22.3431	100.702	00:15:59	08:16:00	SF
26	00:22.8131	98.628	00:16:21	08:16:23	SF
27	00:22.3119	100.843	00:16:44	08:16:46	SF
28	00:22.2693	101.036	00:17:06	08:17:08	SF
29	00:22.3688	100.587	00:17:28	08:17:30	SF
30	00:22.9918	97.861	00:17:51	08:17:53	SF
31	00:22.2573	101.090	00:18:14	08:18:15	SF
32	00:22.4349	100.290	00:18:36	08:18:38	SF
33	00:22.3892	100.495	00:18:58	08:19:00	SF
34	00:22.8406	98.509	00:19:21	08:19:23	SF
35	00:22.5170	99.925	00:19:44	08:19:46	SF
36	00:22.2376	101.180	00:20:06	08:20:08	SF
36	No Time	*****	00:20:28	08:20:30	SF
36	No Time	*****	00:20:45	08:57:19	SFP


Event: Mazda Freedom 75
Track: Lucas Oil Raceway
Report: Lap Report
Session: Practice 1

Round 9
0.625 mile(s)

USF2000
May 23, 2015

Lap Data for Car 51 - Abel, Bill (R) Best Lap

Lap	Time	Speed	Session Time	Lap TOD	TL
0	No Time	*****	00:00:08	08:00:10	SFP
1	00:47.1556	47.714	00:00:56	08:00:58	SF
2	00:29.0200	77.533	00:01:25	08:01:27	SF
3	05:54.1590	6.353	00:07:19	08:07:21	SFP
4	00:43.1315	52.166	00:08:02	08:08:04	SF
5	00:27.7895	80.966	00:08:30	08:08:32	SF
6	00:26.3900	85.260	00:08:56	08:08:58	SF
7	00:25.6194	87.824	00:09:22	08:09:24	SF
8	00:25.1035	89.629	00:09:47	08:09:49	SF
9	00:24.9356	90.232	00:10:12	08:10:14	SF
10	00:24.1966	92.988	00:10:36	08:10:38	SF
11	00:23.9611	93.902	00:10:60	08:11:02	SF
12	00:23.8585	94.306	00:11:24	08:11:26	SF
13	00:23.6520	95.129	00:11:47	08:11:49	SF
14	00:23.0610	97.567	00:12:10	08:12:12	SF
15	00:23.4257	96.048	00:12:34	08:12:36	SF
16	00:23.1918	97.017	00:12:57	08:12:59	SF
17	00:23.2913	96.603	00:13:20	08:13:22	SF
18	03:25.7287	10.937	00:16:46	08:16:48	SFP
19	00:35.1311	64.046	00:17:21	08:17:23	SF
20	00:24.6476	91.287	00:17:46	08:17:48	SF
21	00:24.1810	93.048	00:18:10	08:18:12	SF
22	00:23.6346	95.199	00:18:34	08:18:36	SF
23	00:24.0590	93.520	00:18:58	08:18:60	SF
24	00:23.5685	95.466	00:19:21	08:19:23	SF
25	00:23.6562	95.112	00:19:45	08:19:47	SF
26	00:23.6625	95.087	00:20:09	08:20:11	SF
26	No Time	*****	00:20:37	08:20:39	SF


Event: Mazda Freedom 75
Track: Lucas Oil Raceway
Report: Lap Report
Session: Practice 1

Round 9
0.625 mile(s)

USF2000
May 23, 2015

Lap Data for Car 6 - Hanratty, Max (R) Best Lap

Lap	Time	Speed	Session Time	Lap TOD	TL
0	No Time	*****	00:00:06	08:00:08	SFP
1	00:47.6692	47.200	00:00:54	08:00:56	SF
2	00:28.4786	79.007	00:01:22	08:01:24	SF
3	05:54.3126	6.350	00:07:17	08:07:19	SFP
4	00:42.9640	52.369	00:07:60	08:08:02	SF
5	00:25.6593	87.688	00:08:25	08:08:27	SF
6	00:24.5591	91.616	00:08:50	08:08:52	SF
7	00:24.3732	92.315	00:09:14	08:09:16	SF
8	00:23.5464	95.556	00:09:38	08:09:40	SF
9	00:23.8465	94.353	00:10:02	08:10:04	SF
10	00:23.7268	94.829	00:10:25	08:10:27	SF
11	00:23.5161	95.679	00:10:49	08:10:51	SF
12	00:23.2223	96.890	00:11:12	08:11:14	SF
13	00:23.0517	97.607	00:11:35	08:11:37	SF
14	00:22.7521	98.892	00:11:58	08:11:60	SF
15	00:22.7367	98.959	00:12:21	08:12:23	SF
16	00:22.5930	99.588	00:12:43	08:12:45	SF
17	00:22.5677	99.700	00:13:06	08:13:08	SF
18	00:22.8251	98.576	00:13:29	08:13:31	SF
19	00:22.7267	99.002	00:13:51	08:13:53	SF
20	00:22.6272	99.438	00:14:14	08:14:16	SF
21	00:22.6310	99.421	00:14:37	08:14:39	SF
22	00:22.7399	98.945	00:14:59	08:15:01	SF
23	00:23.1024	97.392	00:15:23	08:15:24	SF
24	00:23.1541	97.175	00:15:46	08:15:48	SF
25	00:24.2825	92.659	00:16:010	08:16:12	SF
26	00:23.0127	97.772	00:16:33	08:16:35	SF
27	00:23.2822	96.640	00:16:56	08:16:58	SF
28	00:23.2889	96.613	00:17:20	08:17:21	SF
29	00:23.1775	97.077	00:17:43	08:17:45	SF
30	00:23.3495	96.362	00:18:06	08:18:08	SF
31	00:23.9694	93.870	00:18:30	08:18:32	SF
32	00:23.5717	95.453	00:18:54	08:18:56	SF
33	00:23.1865	97.039	00:19:17	08:19:19	SF
34	00:23.0244	97.722	00:19:40	08:19:42	SF
35	00:23.1919	97.017	00:20:03	08:20:05	SF
36	00:24.9496	90.182	00:20:28	08:20:30	SF
36	No Time	*****	00:20:45	08:57:15	SFP

Event: Mazda Freedom 75
Track: Lucas Oil Raceway
Report: Lap Report
Session: Practice 1


Round 9
0.625 mile(s)

USF2000
May 23, 2015

Lap Data for Car 80 - Thompson, Parker (R)

Best Lap

Lap	Time	Speed	Session Time	Lap TOD	TL
0	No Time	*****	00:00:46	08:00:48	SF
1	00:25.7034	87.537	00:01:11	08:01:13	SF
2	00:46.4089	48.482	00:01:58	08:01:60	SFP
3	05:53.1183	6.372	00:07:51	08:07:53	SF
4	00:24.4243	92.121	00:08:15	08:08:17	SF
5	00:23.4393	95.993	00:08:39	08:08:41	SF
6	00:22.8951	98.274	00:09:02	08:09:04	SF
7	00:22.5889	99.606	00:09:24	08:09:26	SF
8	00:22.5348	99.846	00:09:47	08:09:49	SF
9	00:23.1013	97.397	00:10:010	08:10:12	SF
10	00:22.3325	100.750	00:10:32	08:10:34	SF
11	00:22.3658	100.600	00:10:55	08:10:56	SF
12	00:22.6912	99.157	00:11:17	08:11:19	SF
13	00:22.2743	101.013	00:11:40	08:11:41	SF
14	00:22.4455	100.243	00:12:02	08:12:04	SF
15	00:22.8201	98.597	00:12:25	08:12:27	SF
16	00:22.6876	99.173	00:12:48	08:12:49	SF
17	00:37.4574	60.068	00:13:25	08:13:27	SFP
18	01:19.0555	28.461	00:14:44	08:14:46	SF
19	00:22.8147	98.621	00:15:07	08:15:09	SF
20	00:22.3324	100.750	00:15:29	08:15:31	SF
21	00:22.3906	100.489	00:15:52	08:15:53	SF
22	00:22.3664	100.597	00:16:14	08:16:16	SF
23	00:22.6500	99.338	00:16:37	08:16:38	SF
24	00:22.4519	100.214	00:16:59	08:17:01	SF
25	00:22.4506	100.220	00:17:21	08:17:23	SF
26	00:22.5686	99.696	00:17:44	08:17:46	SF
27	00:22.3069	100.866	00:18:06	08:18:08	SF
28	00:22.7869	98.741	00:18:29	08:18:31	SF
29	00:22.4932	100.030	00:18:52	08:18:54	SF
30	00:22.3427	100.704	00:19:14	08:19:16	SF
31	00:22.2290	101.219	00:19:36	08:19:38	SF
32	00:22.2652	101.055	00:19:58	08:20:00	SF
33	00:39.0518	57.616	00:20:38	08:20:39	SFP

Event: Mazda Freedom 75
Track: Lucas Oil Raceway
Report: Lap Report
Session: Practice 1

Round 9
0.625 mile(s)

USF2000
May 23, 2015

Lap Data for Car 81 - Agren, Ayla (R)

Best Lap

Lap	Time	Speed	Session Time	Lap TOD	TL
0	No Time	*****	00:00:52	08:00:54	SF
1	00:28.5408	78.835	00:01:21	08:01:23	SF
2	00:58.2673	38.615	00:02:19	08:02:21	SFP
3	05:37.7354	6.662	00:07:57	08:07:59	SF
4	00:25.8644	86.992	00:08:23	08:08:25	SF
5	00:24.8280	90.623	00:08:48	08:08:49	SF
6	00:24.1644	93.112	00:09:12	08:09:14	SF
7	00:23.6577	95.106	00:09:35	08:09:37	SF
8	00:23.3537	96.344	00:09:59	08:10:01	SF
9	00:23.1766	97.081	00:10:22	08:10:24	SF
10	00:23.0229	97.729	00:10:45	08:10:47	SF
11	00:23.0147	97.764	00:11:08	08:11:010	SF
12	00:23.0143	97.765	00:11:31	08:11:33	SF
13	00:22.8250	98.576	00:11:54	08:11:56	SF
14	00:22.9736	97.939	00:12:17	08:12:19	SF
15	00:22.7440	98.927	00:12:40	08:12:41	SF
16	00:37.8959	59.373	00:13:17	08:13:19	SFP
17	01:57.6283	19.128	00:15:15	08:15:17	SF
18	00:25.4543	88.394	00:15:40	08:15:42	SF
19	00:24.3607	92.362	00:16:05	08:16:07	SF
20	00:23.6818	95.010	00:16:29	08:16:30	SF
21	00:23.1048	97.382	00:16:52	08:16:54	SF
22	00:22.8429	98.499	00:17:14	08:17:16	SF
23	00:22.6863	99.179	00:17:37	08:17:39	SF
24	00:22.6796	99.208	00:17:60	08:18:02	SF
25	00:22.6657	99.269	00:18:23	08:18:24	SF
26	00:22.6125	99.502	00:18:45	08:18:47	SF
27	00:22.6356	99.401	00:19:08	08:19:010	SF
28	00:23.6776	95.027	00:19:31	08:19:33	SF
29	00:23.5664	95.475	00:19:55	08:19:57	SF
30	00:22.7758	98.789	00:20:18	08:20:20	SF
30	No Time	*****	00:20:45	08:58:02	SFP


Event:	Mazda Freedom 75	Round 9
Track:	Lucas Oil Raceway	0.625 mile(s)
Report:	Lap Report	USF2000
Session:	Practice 1	May 23, 2015



Lap Data for Car 82 - Gabin, Luke (R)	Best Lap
--	-----------------

Lap	Time	Speed	Session Time	Lap TOD	TL
0	No Time	*****	00:00:04	08:00:06	SFP
1	00:46.5325	48.353	00:00:50	08:00:52	SF
1	No Time	-0.013	00:20:45	08:58:05	SFP

Event: Mazda Freedom 75
Track: Lucas Oil Raceway
Report: Lap Report
Session: Practice 1

Round 9
0.625 mile(s)

USF2000
May 23, 2015

Lap Data for Car 83 - Rickards, Garth (R)

Best Lap

Lap	Time	Speed	Session Time	Lap TOD	TL
0	No Time	*****	00:00:50	08:00:52	SF
1	00:26.0524	86.364	00:01:16	08:01:18	SF
2	00:56.7127	39.674	00:02:13	08:02:15	SFP
3	05:43.5072	6.550	00:07:56	08:07:58	SF
4	00:25.9625	86.663	00:08:22	08:08:24	SF
5	00:24.4451	92.043	00:08:47	08:08:48	SF
6	00:23.8433	94.366	00:09:10	08:09:12	SF
7	00:23.5989	95.343	00:09:34	08:09:36	SF
8	00:37.3110	60.304	00:10:11	08:10:13	SFP
9	02:15.3862	16.619	00:12:27	08:12:29	SF
10	00:25.9165	86.817	00:12:53	08:12:55	SF
11	00:25.0569	89.796	00:13:18	08:13:20	SF
12	00:25.1550	89.445	00:13:43	08:13:45	SF
13	00:24.8198	90.653	00:14:08	08:14:010	SF
14	00:24.1824	93.043	00:14:32	08:14:34	SF
15	00:23.8901	94.181	00:14:56	08:14:58	SF
16	00:23.6364	95.192	00:15:19	08:15:21	SF
17	00:24.1476	93.177	00:15:43	08:15:45	SF
18	00:23.3038	96.551	00:16:07	08:16:09	SF
19	00:23.0813	97.482	00:16:30	08:16:32	SF
20	00:22.8229	98.585	00:16:53	08:16:55	SF
21	00:22.6062	99.530	00:17:15	08:17:17	SF
22	00:22.5862	99.618	00:17:38	08:17:40	SF
23	00:22.7676	98.825	00:18:01	08:18:03	SF
24	00:22.5046	99.980	00:18:23	08:18:25	SF
25	00:23.8244	94.441	00:18:47	08:18:49	SF
26	00:22.5688	99.695	00:19:010	08:19:11	SF
27	00:22.7375	98.955	00:19:32	08:19:34	SF
28	00:25.8055	87.191	00:19:58	08:20:00	SF
29	00:22.7997	98.686	00:20:21	08:20:23	SF
29	No Time	*****	00:20:45	08:58:13	SFP

Event: Mazda Freedom 75

Round 9

Track: Lucas Oil Raceway

0.625 mile(s)



Report: Lap Report

USF2000

Session: Practice 1

May 23, 2015

Lap Data for Car 84 - Lastochkin, Nikita (R)

Best Lap

Lap	Time	Speed	Session Time	Lap TOD	TL
0	No Time	*****	00:00:52	08:00:54	SF
1	00:28.8621	77.957	00:01:21	08:01:23	SF
2	00:55.6594	40.424	00:02:17	08:02:19	SFP
3	05:41.4340	6.590	00:07:58	08:07:60	SF
4	00:26.2083	85.851	00:08:24	08:08:26	SF
5	00:25.3618	88.716	00:08:50	08:08:52	SF
6	00:25.9507	86.703	00:09:16	08:09:17	SF
7	00:24.9205	90.287	00:09:41	08:09:42	SF
8	00:24.6900	91.130	00:10:05	08:10:07	SF
9	00:24.7710	90.832	00:10:30	08:10:32	SF
10	00:24.3118	92.548	00:10:54	08:10:56	SF
11	00:40.2300	55.928	00:11:35	08:11:36	SFP
12	00:25.6297	87.789	00:12:00	08:12:02	SFP
13	01:29.2731	25.204	00:13:29	08:13:31	SF
14	00:25.6587	87.690	00:13:55	08:13:57	SF
15	00:24.5773	91.548	00:14:20	08:14:22	SF
16	00:25.5476	88.071	00:14:45	08:14:47	SF
17	00:24.2366	92.835	00:15:09	08:15:11	SF
18	00:24.4940	91.859	00:15:34	08:15:36	SF
19	00:23.9668	93.880	00:15:58	08:15:60	SF
20	00:24.2175	92.908	00:16:22	08:16:24	SF
21	00:23.4213	96.066	00:16:46	08:16:47	SF
22	00:23.4552	95.928	00:17:09	08:17:11	SF
23	00:23.5099	95.704	00:17:32	08:17:34	SF
24	00:23.6628	95.086	00:17:56	08:17:58	SF
25	00:23.7752	94.636	00:18:20	08:18:22	SF
26	00:23.7079	94.905	00:18:44	08:18:46	SF
27	00:23.8305	94.417	00:19:07	08:19:09	SF
28	00:23.7446	94.758	00:19:31	08:19:33	SF
29	00:24.8183	90.659	00:19:56	08:19:58	SF
30	00:23.9361	94.000	00:20:20	08:20:22	SF
30	No Time	*****	00:20:45	08:58:07	SFP