

Event: Promoter Test Day - IMS RC  
Track: Indianapolis Motor Speedway RC  
Report: Section Data Report  
Session: USF2000 Practice 2

2.439 mile(s)   
USF2000  
May 11, 2016

Section Data for Car 11 - Armington\*, Robert (R)

Lap	T/SF to I1	I1 to I2	I2 to I3A	I3A to I3	I3 to I4	I4 to I5A	I5A to I5	I5 to I6	I6 to I7	I7 to I8	I8 to I9	I9 to SF	I2 to I3	I4 to I5	Lap	
1	T			4.7141	10.4413	10.8127	8.1640	6.0442	8.4351	7.4677				15.1554	14.2082	467.6274
	S			82.875	80.058	113.629	73.076	76.933	87.540	94.133				80.934	74.717	18.776
2	T	7.0500	10.9820	4.3832	9.7673	10.4503	7.5453	6.0332	8.6619	6.3446	8.7110	9.4946	5.0255	14.1505	13.5785	94.4489
	S	129.787	82.884	89.132	85.582	117.569	79.068	77.074	85.248	110.796	63.008	90.195	117.763	86.682	78.182	92.965
3	T	7.0751	11.1206	4.4207	10.1380	10.3045	7.4684	5.9198	8.4646	6.5798	8.4480	9.4360	5.0262	14.5587	13.3882	94.4017
	S	129.327	81.851	88.376	82.453	119.233	79.882	78.550	87.235	106.835	64.970	90.755	117.747	84.251	79.293	93.011
4	T	7.0226	11.0667	4.3080	9.5955	10.2160	7.5192	5.9379	8.4931	6.3790	8.5199	9.3272	4.9851	13.9035	13.4571	93.3702
	S	130.294	82.249	90.688	87.115	120.266	79.342	78.311	86.942	110.198	64.421	91.814	118.717	88.222	78.887	94.039
5	T	6.9712	10.7090	4.3183	9.5196	10.2453	7.2321	5.8181	8.5437	6.0650	8.4434	9.3494	4.9743	13.8379	13.0502	92.1894
	S	131.254	84.996	90.471	87.809	119.922	82.492	79.923	86.427	115.903	65.005	91.596	118.975	88.640	81.347	95.243
6	T			4.6078	10.0946	10.4913	7.5513	5.8641	8.3885	6.1666				14.7024	13.4154	576.6522
	S			84.787	82.808	117.110	79.005	79.296	88.026	113.994				83.428	79.132	15.227
7	T	7.0758	10.7618	4.3538	10.1060	10.4848	7.5449	5.7277	8.2850	6.1957	8.5755	9.5127	5.0520	14.4598	13.2726	93.6757
	S	129.314	84.579	89.734	82.714	117.183	79.072	81.184	89.126	113.458	64.004	90.023	117.145	84.828	79.984	93.732
8	T	7.0166	10.9136	4.4005	9.6365	10.2253	8.5002	5.8808	8.3778	6.0528	8.7398	9.4902	5.0062	14.0370	14.3810	94.2403
	S	130.405	83.403	88.781	86.744	120.157	70.186	79.071	88.139	116.137	62.800	90.237	118.217	87.383	73.819	93.170
9	T	7.0437	10.8168	4.3935	9.6918	10.2341	7.2663	5.7014	8.2988	6.1918	8.1898	9.4980	5.0290	14.0853	12.9677	92.3550
	S	129.903	84.149	88.923	86.249	120.053	82.104	81.559	88.978	113.530	67.018	90.163	117.681	87.083	81.864	95.072
10	T	6.9891	10.7474	4.3205	9.4536	10.1594	7.0537	5.6985	8.2477	6.2696	8.0851	9.3676	4.9913	13.7741	12.7522	91.3835
	S	130.918	84.693	90.425	88.422	120.936	84.578	81.600	89.529	112.121	67.886	91.418	118.570	89.051	83.248	96.083
11	T	7.0293	10.7817	4.2176	10.0547	10.2508	7.1521	5.6177	8.3935	6.1941	8.1745	9.3639	5.0218	14.2723	12.7698	92.2517
	S	130.169	84.423	92.631	83.136	119.858	83.415	82.774	87.974	113.488	67.143	91.454	117.850	85.942	83.133	95.179
12	T	6.9948	10.6902	4.2874	9.4120	10.2057	7.1771	5.5513	8.4161	6.0503	8.2207	9.3248	4.9822	13.6994	12.7284	91.3126
	S	130.811	85.146	91.123	88.813	120.387	83.124	83.764	87.738	116.185	66.766	91.837	118.787	89.536	83.403	96.158
13	T	6.9669	10.9089	4.2269	9.4564	10.1596	6.9976	5.4793	8.3929	6.0776	7.8570	9.3818	4.9688	13.6833	12.4769	90.8737
	S	131.335	83.439	92.428	88.396	120.934	85.257	84.865	87.980	115.663	69.857	91.279	119.107	89.641	85.085	96.622
14	T			4.4919	9.9659	10.7390	7.5830	5.8138	8.4778	6.2168				14.4578	13.3968	267.7112
	S			86.975	83.877	114.409	78.675	79.982	87.099	113.073				84.839	79.242	32.798
15	T	7.0085	10.6262	4.4336	9.7247	10.7275	7.3985	5.6079	8.3732	6.3007	8.9661	9.6492	5.0249	14.1583	13.0064	93.8410
	S	130.556	85.659	88.118	85.957	114.531	80.637	82.919	88.187	111.568	61.215	88.750	117.777	86.634	81.621	93.567
16	T	6.9746	12.1502	4.6980	9.7168	10.3452	7.4450	5.9573	8.5774	6.1842	8.2423	9.4283	4.9846	14.4148	13.4023	94.7039
	S	131.190	74.915	83.159	86.027	118.764	80.133	78.055	86.088	113.669	66.591	90.829	118.729	85.092	79.210	92.714
17	T									6.5863						
	S									106.730						

**Event:** Promoter Test Day - IMS RC  
**Track:** Indianapolis Motor Speedway RC  
**Report:** Section Data Report  
**Session:** USF2000 Practice 2

2.439 mile(s)



USF2000

May 11, 2016

**Section Data for Car 11 - Armington\*, Robert (R)**

Lap	T/S	PI to PO	PO to SF	SF to PI
1	T	368.2046	96.4411	
	S	3.858	83.583	
2	T			
	S			
3	T			
	S			
4	T			
	S			
5	T			92.7252
	S			86.311
6	T	481.3837	95.2365	
	S	2.951	84.640	
7	T			
	S			
8	T			
	S			
9	T			
	S			
10	T			
	S			
11	T			
	S			
12	T			
	S			
13	T			177.3467
	S			45.127
14	T	86.5357	96.3582	
	S	16.416	83.654	
15	T			
	S			
16	T			96.2082
	S			83.186
17	T			
	S			

Event: Promoter Test Day - IMS RC  
 Track: Indianapolis Motor Speedway RC  
 Report: Section Data Report  
 Session: USF2000 Practice 2

2.439 mile(s)   
 USF2000  
 May 11, 2016

Section Data for Car 16 - Mount, Blake (R)

Lap	T/SF to I1	I1 to I2	I2 to I3A	I3A to I3	I3 to I4	I4 to I5A	I5A to I5	I5 to I6	I6 to I7	I7 to I8	I8 to I9	I9 to SF	I2 to I3	I4 to I5	Lap	
1	T	7.0111	11.0080	4.3447	9.4810	10.1629	7.3859	6.0050	8.4766	6.1854	8.2747	9.4570	5.0237	13.8257	13.3909	92.8160
	S	130.507	82.688	89.921	88.167	120.894	80.774	77.435	87.111	113.647	66.330	90.553	117.805	88.718	79.277	94.600
2	T	6.9404	10.9024	4.2791	9.3593	10.1976	7.3900	5.8511	8.4979	6.0116	10.6775	9.9239	4.9730	13.6384	13.2411	95.0038
	S	131.837	83.489	91.300	89.313	120.483	80.729	79.472	86.893	116.933	51.404	86.293	119.006	89.937	80.174	92.422
3	T	6.9334	11.0828	4.3244	9.4633	10.2406	6.9859	5.6712	8.5486	6.1943	8.1625	9.4746	4.9229	13.7877	12.6571	92.0045
	S	131.970	82.130	90.344	88.332	119.977	85.399	81.993	86.378	113.484	67.242	90.385	120.217	88.963	83.873	95.434
4	T	6.9445	10.9316	4.2725	9.3487	10.2012	7.3436	5.7990	8.3147	6.0764	8.3036	9.3276	4.9323	13.6212	13.1426	91.7957
	S	131.759	83.266	91.441	89.414	120.440	81.240	80.186	88.808	115.686	66.099	91.810	119.988	90.050	80.775	95.652
5	T	6.9030	10.7955	4.1956	9.3874	10.1965	7.0875	5.7598	8.3437	6.0278	8.6539	9.1893	4.9009	13.5830	12.8473	91.4409
	S	132.551	84.315	93.117	89.046	120.496	84.175	80.732	88.499	116.619	63.424	93.191	120.757	90.303	82.631	96.023
6	T	6.9297	10.9018	4.1989	9.4478	10.1835	7.2093	5.7211	8.2958	6.0872	8.7466	9.4199	4.9384	13.6467	12.9304	92.0800
	S	132.040	83.493	93.044	88.477	120.650	82.753	81.278	89.010	115.481	62.752	90.910	119.840	89.882	82.100	95.356
7	T	6.9072	10.6880	4.1778	9.3895	10.1810	7.1997	5.7665	8.3173	6.1755	8.0258	9.4892	4.9342	13.5673	12.9662	91.2517
	S	132.470	85.163	93.514	89.026	120.679	82.863	80.638	88.780	113.830	68.387	90.246	119.942	90.408	81.874	96.222
8	T	6.9281	10.6676	4.2344	9.3723	10.1298	7.3813	5.7213	8.2502	6.1210	8.2657	9.4994	4.9258	13.6067	13.1026	91.4969
	S	132.071	85.326	92.264	89.189	121.289	80.825	81.275	89.502	114.843	66.403	90.149	120.147	90.146	81.021	95.964
9	T	6.9258	10.9305	4.2888	9.5033	10.1761	7.1972	5.7270	8.4665	6.0831	7.9980	9.4841	4.9370	13.7921	12.9242	91.7174
	S	132.115	83.274	91.094	87.960	120.737	82.892	81.194	87.215	115.559	68.625	90.295	119.874	88.934	82.140	95.733
10	T	6.8884	10.8793	4.2184	9.6657	10.3065	7.3137	6.1014	8.5346	6.0909	7.9557	9.3678	4.9047	13.8841	13.4151	92.2271
	S	132.832	83.666	92.614	86.482	119.210	81.572	76.212	86.519	115.411	68.990	91.416	120.663	88.345	79.134	95.204
11	T			4.3178	9.4202	10.5688	7.0716	5.8707	8.4250	6.2919				13.7380	12.9423	498.8216
	S			90.482	88.736	116.251	84.364	79.207	87.645	111.724				89.285	82.025	17.602
12	T	6.9529	10.8447	4.3017	9.4933	10.3178	7.1521	5.7861	8.3635	6.0767	8.0236	9.6091	4.9602	13.7950	12.9382	91.8817
	S	131.600	83.933	90.820	88.053	119.079	83.415	80.365	88.289	115.680	68.406	89.120	119.313	88.916	82.051	95.562
13	T	7.6560	10.9609	4.2508	9.3598	10.2561	6.9562	5.6439	8.4543	6.0448	8.4984	9.2251	4.9265	13.6106	12.6001	92.2328
	S	119.514	83.043	91.908	89.308	119.796	85.764	82.390	87.341	116.291	64.584	92.830	120.130	90.120	84.253	95.198
14	T	6.9379	11.0367	4.7749	9.5340	10.2192	7.1751	5.6496	8.6426	5.9657	9.0977	9.6191	4.9481	14.3089	12.8247	93.6006
	S	131.884	82.473	81.820	87.677	120.228	83.147	82.307	85.438	117.833	60.330	89.027	119.605	85.722	82.777	93.807
15	T	6.8912	11.0874	4.4907	9.4713	10.2013	7.0817	5.7965	8.3541	6.4758	8.1307	9.4870	4.9162	13.9620	12.8782	92.3839
	S	132.778	82.096	86.998	88.257	120.439	84.244	80.221	88.389	108.551	67.505	90.267	120.381	87.852	82.433	95.043
16	T	6.9253	10.5639	4.2651	9.4246	10.1928	7.3506	5.6801	8.3987	6.0758	8.2103	9.3157	4.9389	13.6897	13.0307	91.3418
	S	132.124	86.164	91.600	88.694	120.540	81.162	81.865	87.919	115.697	66.851	91.927	119.828	89.600	81.468	96.127
17	T	6.9409	10.8021	4.2725	9.6306	10.2817	7.2144	5.8100	8.5871	6.0782	8.1540	9.2781	4.9364	13.9031	13.0244	91.9860
	S	131.827	84.264	91.441	86.797	119.497	82.694	80.034	85.991	115.652	67.312	92.299	119.889	88.224	81.508	95.454
18	T	7.4086	13.5246	4.8970	9.6323	10.3907	7.6007	6.2110	8.7952	6.1510	8.0441	9.5120	4.9629	14.5293	13.8117	97.1301
	S	123.505	87.302	79.789	86.782	118.244	78.492	74.867	83.956	114.283	68.232	90.030	119.248	84.422	76.862	90.398
19	T			4.2852	9.6929	10.3582	7.2894	5.8723	8.5363	7.1739				13.9781	13.1617	543.3809
	S			91.170	86.239	118.615	81.844	79.185	86.502	97.988				87.751	80.658	16.159

**Event:** Promoter Test Day - IMS RC  
**Track:** Indianapolis Motor Speedway RC  
**Report:** Section Data Report  
**Session:** USF2000 Practice 2

2.439 mile(s)   
**USF2000**  
**May 11, 2016**

**Section Data for Car 16 - Mount, Blake (R)**

Lap	T/S	PI to PO	PO to SF	SF to PI
1	T	405.6338	92.0261	
	S	3.502	87.592	
2	T			
	S			
3	T			
	S			
4	T			
	S			
5	T			
	S			
6	T			
	S			
7	T			
	S			
8	T			
	S			
9	T			
	S			
10	T			93.5312
	S			85.567
11	T	404.4549	93.4131	
	S	3.512	86.292	
12	T			
	S			
13	T			
	S			
14	T			
	S			
15	T			
	S			
16	T			
	S			
17	T			
	S			
18	T			98.5138
	S			81.239
19	T	450.1729	91.8480	
	S	3.158	87.762	

**Event:** Promoter Test Day - IMS RC  
**Track:** Indianapolis Motor Speedway RC  
**Report:** Section Data Report  
**Session:** USF2000 Practice 2

2.439 mile(s)



USF2000

May 11, 2016

**Section Data for Car 16 - Mount, Blake (R)**

Lap	T/SF to I1	I1 to I2	I2 to I3A	I3A to I3	I3 to I4	I4 to I5A	I5A to I5	I5 to I6	I6 to I7	I7 to I8	I8 to I9	I9 to SF	I2 to I3	I4 to I5	Lap	
20	T	7.0331	11.0962	5.0499	9.4461	10.2092	7.2853	5.8297	8.4396	6.1984	8.1985	9.3038	4.9930	14.4960	13.1150	93.0828
	S	130.099	82.031	77.364	88.493	120.346	81.890	79.764	87.493	113.409	66.947	92.045	118.530	84.616	80.945	94.329
21	T	7.0013	10.9834	4.2595	9.5438	10.2918	7.2707	5.9000	8.9689	6.0638	8.4083	9.3278	4.9873	13.8033	13.1707	93.0066
	S	130.690	82.873	91.720	87.587	119.380	82.054	78.814	82.330	115.926	65.276	91.808	118.665	88.862	80.602	94.406
22	T	6.9845	10.8036	4.2940	9.5956	10.2569	7.2819	5.8137	8.4447	6.3817	8.3852	9.2870	4.9759	13.8896	13.0956	92.5047
	S	131.004	84.252	90.983	87.114	119.786	81.928	79.983	87.441	110.152	65.456	92.211	118.937	88.310	81.065	94.918
23	T									6.1357	8.3278					93.4964
	S								114.568	65.907						93.912
24	T			4.2423	9.7133	10.1858				6.1255				13.9556		
	S			92.092	86.058	120.622				114.759				87.892		

**Event:** Promoter Test Day - IMS RC  
**Track:** Indianapolis Motor Speedway RC  
**Report:** Section Data Report  
**Session:** USF2000 Practice 2

2.439 mile(s)



USF2000

May 11, 2016

**Section Data for Car 16 - Mount, Blake (R)**

Lap	T/SPI to PO	PO to SF	SF to PI
20	T		
	S		
21	T		
	S		
22	T		
	S		
23	T		
	S		
24	T		
	S		

Event: Promoter Test Day - IMS RC  
Track: Indianapolis Motor Speedway RC  
Report: Section Data Report  
Session: USF2000 Practice 2

2.439 mile(s)   
USF2000  
May 11, 2016

Section Data for Car 18 - Dickerson, Dakota (R)

Lap	T/SF to I1	I1 to I2	I2 to I3A	I3A to I3	I3 to I4	I4 to I5A	I5A to I5	I5 to I6	I6 to I7	I7 to I8	I8 to I9	I9 to SF	I2 to I3	I4 to I5	Lap	
1	T	6.9450	10.2297	4.3421	9.2226	10.1756	6.7017	5.4748	8.2907	6.8707	9.3359	9.2179	4.9590	13.5647	12.1765	91.7657
	S	131.749	88.979	89.975	90.637	120.743	89.021	84.935	89.065	102.312	58.791	92.902	119.342	90.425	87.184	95.683
2	T	6.8903	10.3200	4.3218	9.2054	10.1838	6.6335	5.5061	8.2300	5.9629	7.8144	9.2755	4.9415	13.5272	12.1396	89.2852
	S	132.795	88.200	90.398	90.806	120.646	89.936	84.452	89.722	117.888	70.237	92.325	119.765	90.676	87.449	98.341
3	T	6.9086	10.6857	4.2307	9.3873	10.1201	6.7835	5.5389	8.2382	5.9241	7.8552	9.5313	4.9554	13.6180	12.3224	90.1590
	S	132.444	85.182	92.344	89.047	121.406	87.947	83.952	89.632	118.660	69.873	89.848	119.429	90.071	86.151	97.388
4	T	6.8749	10.3621	4.2743	9.2503	10.1191	6.6040	5.5435	8.4376	5.9519	7.8012	9.3740	4.9230	13.5246	12.1475	89.5159
	S	133.093	87.842	91.403	90.366	121.418	90.338	83.882	87.514	118.106	70.356	91.355	120.215	90.693	87.392	98.088
5	T	6.8774	10.1989	4.3543	9.2997	10.1482	6.6736	5.5865	8.3462	6.0433	7.8372	9.3601	4.9197	13.6540	12.2601	89.6451
	S	133.044	89.248	89.723	89.886	121.069	89.396	83.236	88.472	116.320	70.033	91.491	120.296	89.834	86.589	97.946
6	T			4.2136	9.4763	10.1446	6.7931	6.1224	9.3050	6.0261				13.6899	12.9155	400.4072
	S			92.719	88.210	121.112	87.823	75.951	79.356	116.652				89.598	82.195	21.929
7	T	6.8870	10.0617	4.2454	9.1145	10.1571	7.3420	5.5835	8.3424	6.3884	8.3715	9.1912	4.9185	13.3599	12.9255	90.6032
	S	132.859	90.465	92.025	91.712	120.963	81.257	83.281	88.513	110.036	65.563	93.172	120.325	91.811	82.132	96.910
8	T	6.8574	10.2005	4.1875	9.2400	10.1739	6.6849	5.5952	8.4505	6.1082	8.2453	9.2344	4.9222	13.4275	12.2801	89.9000
	S	133.432	89.234	93.297	90.466	120.764	89.245	83.107	87.381	115.084	66.567	92.736	120.234	91.349	86.448	97.669
9	T			4.1329	9.3157	10.1972	6.6981	5.4928	8.2580	6.0336				13.4486	12.1909	373.6282
	S			94.530	89.731	120.488	89.069	84.656	89.417	116.507				91.206	87.081	23.503
10	T	6.9637	10.2042	4.1878	9.1626	10.1860	6.6002	5.5286	8.2912	6.0016	7.7841	9.3157	4.9629	13.3504	12.1288	89.1886
	S	131.396	89.201	93.290	91.231	120.620	90.390	84.108	89.059	117.128	70.511	91.927	119.248	91.877	87.526	98.448
11	T	6.9645	10.1524	4.2127	9.1278	10.1373	6.6640	5.5303	8.2497	6.0061	7.8096	9.2874	4.9530	13.3405	12.1943	89.0948
	S	131.381	89.656	92.739	91.578	121.200	89.524	84.082	89.507	117.040	70.281	92.207	119.487	91.945	87.056	98.551
12	T	7.0033	10.2511	4.2035	9.2051	10.2086	6.6699	5.5098	8.2783	5.9522	7.8309	10.0053	5.0077	13.4086	12.1797	90.1257
	S	130.653	88.793	92.942	90.809	120.353	89.445	84.395	89.198	118.100	70.089	85.591	118.182	91.478	87.161	97.424
13	T			4.2420	9.2955	10.2520	6.9022	5.5300	8.2769	5.9865				13.5375	12.4322	270.5298
	S			92.098	89.926	119.844	86.435	84.087	89.213	117.423				90.607	85.390	32.456
14	T	6.9857	10.8633	4.1947	9.3207	10.2938	6.6067	5.5504	8.3634	6.1958	8.3097	9.2075	4.9507	13.5154	12.1571	90.8424
	S	130.982	83.789	93.137	89.683	119.357	90.301	83.778	88.291	113.457	66.051	93.007	119.542	90.755	87.323	96.655
15	T			4.2063	9.2756	10.1806	7.7578	6.6607	8.7019	6.4047				13.4819	14.4185	351.1481
	S			92.880	90.119	120.684	76.902	69.812	84.856	109.758				90.981	73.627	25.005
16	T	6.9608	9.9949	4.1590	9.0018	10.1251	6.5373	5.4030	8.1276	6.0746	7.7207	9.3519	4.9545	13.1608	11.9403	88.4112
	S	131.450	91.069	93.936	92.860	121.346	91.260	86.063	90.852	115.720	71.090	91.571	119.451	93.200	88.908	99.313
17	T	6.9661	10.2698	4.2009	9.4848	10.2226	6.5630	5.2946	8.3371	5.9367	7.6960	9.1717	4.9656	13.6857	11.8576	89.1089
	S	131.350	88.631	93.000	88.131	120.188	90.902	87.825	88.569	118.408	71.318	93.370	119.184	89.626	89.528	98.536
18	T	6.9642	10.0660	4.2100	8.9646	10.1324	6.5330	5.4178	8.1877	5.9721	7.6241	9.1850	4.9604	13.1746	11.9508	88.2173
	S	131.386	90.426	92.799	93.246	121.258	91.320	85.828	90.185	117.706	71.991	93.235	119.309	93.103	88.830	99.531
19	T	6.9980			9.2316	10.1454	6.6679	5.3595	8.1677	5.9388	7.7244	9.5363	4.9992		12.0274	94.3369
	S	130.752			90.549	121.103	89.472	86.762	90.406	118.366	71.056	89.800	118.383		88.264	93.075

**Event:** Promoter Test Day - IMS RC  
**Track:** Indianapolis Motor Speedway RC  
**Report:** Section Data Report  
**Session:** USF2000 Practice 2

2.439 mile(s)



USF2000

May 11, 2016

**Section Data for Car 18 - Dickerson, Dakota (R)**

Lap	T/S	PI to PO	PO to SF	SF to PI
1	T	384.2959	93.7722	
	S	3.697	85.961	
2	T			
	S			
3	T			
	S			
4	T			
	S			
5	T			87.4654
	S			91.501
6	T	310.4701	92.8261	
	S	4.576	86.838	
7	T			
	S			
8	T			91.1872
	S			87.767
9	T	282.7600	89.1352	
	S	5.024	90.433	
10	T			
	S			
11	T			
	S			
12	T			86.1714
	S			92.875
13	T	183.1124	91.2393	
	S	7.758	88.348	
14	T			95.6265
	S			83.692
15	T	256.1190	89.6830	
	S	5.547	89.881	
16	T			
	S			
17	T			
	S			
18	T			
	S			
19	T			
	S			



Event: Promoter Test Day - IMS RC  
Track: Indianapolis Motor Speedway RC  
Report: Section Data Report  
Session: USF2000 Practice 2

2.439 mile(s)



USF2000

May 11, 2016

Section Data for Car 18 - Dickerson, Dakota (R)

Lap	T/SF to I1	I1 to I2	I2 to I3A	I3A to I3	I3 to I4	I4 to I5A	I5A to I5	I5 to I6	I6 to I7	I7 to I8	I8 to I9	I9 to SF	I2 to I3	I4 to I5	Lap	
20	T	6.9853	10.0984	4.1889	9.0529	10.1735	6.5346	5.3725	8.3027	5.9442	7.6616	9.2858	4.9717	13.2418	11.9071	88.5721
	S	130.989	90.136	93.266	92.336	120.768	91.297	86.552	88.936	118.259	71.638	92.223	119.037	92.630	89.156	99.133
21	T	6.9688	10.0628	4.2338	9.0640	10.1455	6.5407	5.4665	8.1952	5.9461	7.6601	9.2717	4.9451	13.2978	12.0072	88.5003
	S	131.300	90.455	92.277	92.223	121.102	91.212	85.064	90.103	118.221	71.652	92.363	119.678	92.240	88.413	99.213
22	T			4.1407	9.2052	10.2314	7.3209	6.0630	8.2280	5.9611				13.3459	13.3839	242.5827
	S			94.352	90.808	120.085	81.491	76.695	89.743	117.924				91.908	79.319	36.195
23	T	7.0261	10.3596	4.7380	12.0316	15.3213	8.2067	7.3720	10.7272	5.9985	7.6710	9.8947	5.0399	16.7696	15.5787	104.3866
	S	130.229	87.863	82.457	69.476	80.191	72.696	63.077	68.835	117.188	71.550	86.548	117.427	73.144	68.144	84.114
24	T									8.4360						
	S								83.328							

**Event:** Promoter Test Day - IMS RC  
**Track:** Indianapolis Motor Speedway RC  
**Report:** Section Data Report  
**Session:** USF2000 Practice 2

2.439 mile(s)



USF2000

May 11, 2016

**Section Data for Car 18 - Dickerson, Dakota (R)**

Lap	T/S	PI to PO	PO to SF	SF to PI
20	T			
	S			
21	T			84.7109
	S			94.476
22	T	158.6959	88.4573	
	S	8.952	91.126	
23	T			107.9355
	S			74.148
24	T			
	S			

Event: Promoter Test Day - IMS RC  
Track: Indianapolis Motor Speedway RC  
Report: Section Data Report  
Session: USF2000 Practice 2

2.439 mile(s)   
USF2000  
May 11, 2016

Section Data for Car 19 - Stephens, Michai (R)

Lap	T/SF to I1	I1 to I2	I2 to I3A	I3A to I3	I3 to I4	I4 to I5A	I5A to I5	I5 to I6	I6 to I7	I7 to I8	I8 to I9	I9 to SF	I2 to I3	I4 to I5	Lap	
1	T	7.1403	10.5150	4.2630	9.1854	10.3281	7.1430	5.5528	8.3197	6.3346	8.0695	9.5870	5.0736	13.4484	12.6958	91.5120
	S	128.146	86.565	91.645	91.004	118.961	83.521	83.742	88.754	110.971	68.017	89.326	116.647	91.207	83.617	95.948
2	T	7.0651	10.4730	4.2809	9.2079	10.2538	7.0232	5.5421	8.3976	6.1953	7.8467	9.3882	5.0089	13.4888	12.5653	90.6827
	S	129.510	86.912	91.262	90.782	119.823	84.946	83.903	87.931	113.466	69.948	91.217	118.153	90.934	84.486	96.826
3	T	6.9881	10.7310	4.2741	9.1666	10.3163	6.8127	5.5085	8.3881	6.1360	7.8617	9.3865	4.9819	13.4407	12.3212	90.5515
	S	130.937	84.822	91.407	91.191	119.097	87.570	84.415	88.031	114.562	69.815	91.234	118.794	91.259	86.160	96.966
4	T	7.0617	10.3322	4.3196	9.0650	10.3814	7.3132	5.6339	8.5705	6.1445	7.7331	9.4082	5.0314	13.3846	12.9471	90.9947
	S	129.572	88.096	90.444	92.213	118.350	81.577	82.536	86.157	114.404	70.976	91.023	117.625	91.642	81.994	96.494
5	T	7.1011	11.2922	4.3536	9.1437	10.4087	7.0105	5.4836	8.3221	6.1612	7.7805	9.4086	5.0403	13.4973	12.4941	91.5061
	S	128.853	80.607	89.738	91.419	118.039	85.100	84.798	88.729	114.094	70.543	91.019	117.417	90.877	84.967	95.954
6	T	7.0881	10.5046	4.3059	9.1535	10.3808	6.8881	5.4740	8.2843	6.0908	7.5727	9.4825	5.0395	13.4594	12.3621	90.2648
	S	129.090	86.650	90.732	91.321	118.357	86.612	84.947	89.134	115.413	72.479	90.310	117.436	91.133	85.875	97.274
7	T	7.0972	13.2835	4.7476	9.3562	10.4948	7.5301	5.7822	8.2911	6.0878	7.8200	9.4340	5.0442	14.1038	13.3123	94.9687
	S	128.924	68.533	82.290	89.343	117.071	79.227	80.419	89.060	115.469	70.187	90.774	117.326	86.969	79.745	92.456
8	T			4.2618	9.4002	10.3594	7.1033	5.5289	8.2232	6.3175				13.6620	12.6322	281.0090
	S			91.671	88.925	118.601	83.988	84.104	89.796	111.271				89.781	84.038	31.246
9	T	7.0316	10.7548	4.2555	9.5858	10.3679	6.9232	5.4604	8.2211	6.1621	7.8126	9.3844	5.0298	13.8413	12.3836	90.9892
	S	130.127	84.635	91.806	87.203	118.504	86.173	85.159	89.819	114.077	70.254	91.254	117.662	88.618	85.726	96.499
10	T	7.1163	10.2112	4.2895	9.0516	10.2909	6.8005	5.4285	8.3123	6.1003	7.6476	9.4333	5.0527	13.3411	12.2290	89.7347
	S	128.578	89.140	91.079	92.349	119.391	87.728	85.659	88.833	115.233	71.769	90.781	117.129	91.941	86.809	97.848
11	T	7.1170	10.2704	4.2755	9.0740	10.2832	6.7425	5.4982	8.2135	6.1389	7.6629	9.4213	5.0663	13.3495	12.2407	89.7637
	S	128.565	88.626	91.377	92.121	119.480	88.482	84.573	89.902	114.508	71.626	90.897	116.815	91.883	86.726	97.817
12	T	7.0785	10.3084	4.2701	9.0528	10.2783	6.7373	5.4322	8.2511	6.0819	7.6565	9.4138	5.0424	13.3229	12.1695	89.6033
	S	129.265	88.300	91.492	92.337	119.537	88.550	85.601	89.492	115.581	71.686	90.969	117.368	92.066	87.234	97.992
13	T	7.1323	10.1938	4.2714	9.0609	10.3064	6.7026	5.4460	8.2983	6.0851	7.6773	9.4022	5.0656	13.3323	12.1486	89.6419
	S	128.290	89.292	91.465	92.255	119.211	89.009	85.384	88.983	115.521	71.492	91.081	116.831	92.001	87.384	97.950
14	T	7.1195	10.2584	4.2361	9.0182	10.2799	6.7167	5.4331	8.1945	6.0860	7.6986	9.4080	5.0429	13.2543	12.1498	89.4919
	S	128.520	88.730	92.227	92.691	119.518	88.822	85.586	90.110	115.504	71.294	91.025	117.357	92.543	87.375	98.114
15	T	7.1102	10.2125	4.2082	8.9729	10.2805	6.7713	5.5086	8.2018	6.0571	7.5740	9.4061	5.0276	13.1811	12.2799	89.3308
	S	128.688	89.129	92.838	93.159	119.511	88.106	84.413	90.030	116.055	72.467	91.043	117.714	93.057	86.449	98.291
16	T	7.1089	10.1908	4.2437	8.9892	10.2679	6.8302	5.4177	8.4077	6.0707	7.6337	9.4627	5.0310	13.2329	12.2479	89.6542
	S	128.712	89.319	92.062	92.990	119.658	87.346	85.830	87.825	115.795	71.900	90.499	117.634	92.693	86.675	97.936
17	T			4.1243	9.1325	10.0772	6.9643	5.5517	8.0833	7.6121				13.2568	12.5160	129.9358
	S			94.727	91.531	121.922	85.664	83.758	91.350	92.347				92.525	84.819	67.575
18	T	6.9306	10.2101	4.2178	9.1543	10.1606	6.8722	5.4475	8.3003	6.0374	7.8590	9.5247	4.9575	13.3721	12.3197	89.6720
	S	132.023	89.150	92.627	91.313	120.922	86.812	85.360	88.962	116.433	69.839	89.910	119.378	91.728	86.170	97.917
19	T	7.0335	10.1627	4.4030	9.0316	10.2375	6.8728	5.4698	8.3270	6.1157	7.7859	9.2848	4.9934	13.4346	12.3426	89.7177
	S	130.092	89.565	88.731	92.554	120.013	86.805	85.012	88.676	114.943	70.495	92.233	118.520	91.301	86.010	97.867

**Event:** Promoter Test Day - IMS RC  
**Track:** Indianapolis Motor Speedway RC  
**Report:** Section Data Report  
**Session:** USF2000 Practice 2

2.439 mile(s)   
**USF2000**  
**May 11, 2016**

**Section Data for Car 19 - Stephens, Michai (R)**

Lap	T/S	PI to PO	PO to SF	SF to PI
1	T			
	S			
2	T			
	S			
3	T			
	S			
4	T			
	S			
5	T			
	S			
6	T			
	S			
7	T			95.8219
	S			83.521
8	T	188.6472	91.5115	
	S	7.530	88.085	
9	T			
	S			
10	T			
	S			
11	T			
	S			
12	T			
	S			
13	T			
	S			
14	T			
	S			
15	T			
	S			
16	T			93.7168
	S			85.398
17	T	35.4334	90.6203	
	S	40.091	88.951	
18	T			
	S			
19	T			
	S			

**Event:** Promoter Test Day - IMS RC  
**Track:** Indianapolis Motor Speedway RC  
**Report:** Section Data Report  
**Session:** USF2000 Practice 2

2.439 mile(s)   
**USF2000**  
**May 11, 2016**

**Section Data for Car 19 - Stephens, Michai (R)**

Lap	T/SF to I1	I1 to I2	I2 to I3A	I3A to I3	I3 to I4	I4 to I5A	I5A to I5	I5 to I6	I6 to I7	I7 to I8	I8 to I9	I9 to SF	I2 to I3	I4 to I5	Lap	
20	T	7.0355	12.1854	5.1564	9.9131	11.0397	7.5009	5.7632	8.6614	6.1059	7.8695	9.5023	5.0205	15.0695	13.2641	95.7538
	S	130.055	74.698	75.766	84.324	111.293	79.536	80.684	85.253	115.127	69.746	90.123	117.880	81.396	80.035	91.698
21	T								7.3101							
	S								96.162							

**Event:** Promoter Test Day - IMS RC  
**Track:** Indianapolis Motor Speedway RC  
**Report:** Section Data Report  
**Session:** USF2000 Practice 2

2.439 mile(s)



**USF2000**

**May 11, 2016**

**Section Data for Car 19 - Stephens, Michai (R)**

Lap	T/SPI to PO	PO to SF	SF to PI
20	T		97.1412
	S		82.387
21	T		
	S		

Event: Promoter Test Day - IMS RC  
 Track: Indianapolis Motor Speedway RC  
 Report: Section Data Report  
 Session: USF2000 Practice 2

2.439 mile(s)   
 USF2000  
 May 11, 2016

Section Data for Car 2 - Thompson, Parker

Lap	T/SF to I1	I1 to I2	I2 to I3A	I3A to I3	I3 to I4	I4 to I5A	I5A to I5	I5 to I6	I6 to I7	I7 to I8	I8 to I9	I9 to SF	I2 to I3	I4 to I5	Lap	
1	T			4.2223	9.8280	10.2920	7.3972	6.1089	8.5122	7.2180				14.0503	13.5061	252.4777
	S			92.528	85.054	119.378	80.651	76.118	86.747	97.389				87.300	78.601	34.777
2	T	6.8713	10.4647	4.1001	9.1783	10.1046	7.0516	5.6294	8.2175	6.0617	8.1264	9.2829	4.9170	13.2784	12.6810	90.0055
	S	133.163	86.981	95.286	91.075	121.592	84.604	82.602	89.858	115.967	67.541	92.252	120.362	92.375	83.715	97.554
3	T			4.3685	9.6645	10.2657	7.2127	5.8263	8.3055	6.1070				14.0330	13.0390	392.7585
	S			89.432	86.493	119.684	82.714	79.811	88.906	115.108				87.408	81.417	22.358
4	T	6.8891	10.3175	4.1082	9.0542	10.0207	6.7944	5.6295	8.1902	6.0473	7.9272	9.2651	4.9228	13.1624	12.4239	89.1662
	S	132.819	88.222	95.098	92.323	122.610	87.806	82.601	90.158	116.243	69.238	92.429	120.220	93.189	85.447	98.472
5	T	6.8529	10.1369	4.0971	8.9494	9.9237	6.9750	5.6356	8.5973	5.9432	7.6723	9.3276	4.8906	13.0465	12.6106	89.0016
	S	133.520	89.793	95.356	93.404	123.808	85.533	82.511	85.888	118.279	71.538	91.810	121.011	94.017	84.182	98.654
6	T	6.8374	10.0649	4.1279	8.9456	9.9249	6.6930	5.4806	8.0380	5.9233	7.8512	9.2072	4.8759	13.0735	12.1736	87.9699
	S	133.823	90.436	94.644	93.444	123.793	89.137	84.845	91.865	118.676	69.908	93.010	121.376	93.823	87.204	99.811
7	T	6.7914	10.1564	4.0694	8.8973	9.9693	6.6664	5.4636	8.0001	5.8822	7.5931	9.2324	4.8594	12.9667	12.1300	87.5810
	S	134.729	89.621	96.005	93.951	123.242	89.492	85.109	92.300	119.505	72.285	92.756	121.788	94.595	87.518	100.255
8	T	6.7872	10.1442	4.0841	8.9732	9.9968	6.7089	5.4667	8.0500	5.8577	7.5528	9.2605	4.8507	13.0573	12.1756	87.7328
	S	134.813	89.729	95.659	93.156	122.903	88.925	85.060	91.728	120.005	72.670	92.475	122.007	93.939	87.190	100.081
9	T			4.8785	10.0500	11.2264	7.4845	6.1116	8.4101	5.9310				14.9285	13.5961	514.5027
	S			80.082	83.175	109.442	79.710	76.085	87.800	118.522				82.164	78.081	17.066
10	T	6.8018	10.7436	4.1133	8.9638	9.9609	6.8911	5.5247	8.0129	6.0963	7.8669	9.2176	4.8749	13.0771	12.4158	89.0678
	S	134.523	84.723	94.980	93.254	123.346	86.574	84.167	92.153	115.308	69.769	92.905	121.401	93.797	85.503	98.581
11	T	6.8546	10.1431	4.0525	8.8512	9.9266	6.6979	5.4289	8.0513	5.8991	7.6200	9.2130	4.8891	12.9037	12.1268	87.6273
	S	133.487	89.739	96.405	94.440	123.772	89.071	85.653	91.713	119.163	72.029	92.952	121.048	95.057	87.541	100.202
12	T	6.8376	10.0054	4.0587	8.8899	9.8952	6.8355	5.5618	8.2369	5.9033	7.5801	9.1675	4.8921	12.9486	12.3973	87.8640
	S	133.819	90.974	96.258	94.029	124.165	87.278	83.606	89.646	119.078	72.408	93.413	120.974	94.728	85.631	99.932
13	T	6.8451	9.9876	4.0614	8.8580	9.9038	6.6300	5.3847	8.0562	5.8800	7.7206	9.1784	4.8978	12.9194	12.0147	87.4036
	S	133.672	91.136	96.194	94.368	124.057	89.984	86.356	91.657	119.550	71.091	93.302	120.833	94.942	88.358	100.458
14	T	6.8305	10.0577	4.0677	9.2211	10.2290	6.6284	5.5106	8.0898	5.8799	7.5663	9.1885	4.8835	13.2888	12.1390	88.1530
	S	133.958	90.501	96.045	90.652	120.113	90.005	84.383	91.277	119.552	72.541	93.200	121.187	92.303	87.453	99.604
15	T	6.8039	9.9870	4.0398	8.8945	9.8832	6.6251	5.4464	8.1315	5.8832	7.6192	9.1076	4.8547	12.9343	12.0715	87.2761
	S	134.482	91.141	96.708	93.980	124.316	90.050	85.377	90.808	119.485	72.037	94.027	121.906	94.832	87.942	100.605
16	T	6.7870	10.3258	4.1087	8.9332	9.8527	6.6607	5.5012	8.0189	5.9155	7.5438	9.2940	4.8441	13.0419	12.1619	87.7856
	S	134.817	88.151	95.086	93.573	124.700	89.569	84.527	92.084	118.833	72.757	92.142	122.173	94.050	87.288	100.021
17	T			4.1333	9.1572	9.9234	6.8790	5.4143	8.0853	5.9763				13.2905	12.2933	233.1902
	S			94.521	91.284	123.812	86.726	85.884	91.327	117.624				92.291	86.355	37.653
18	T	6.7984	10.1980	4.0961	9.7798	12.0560	7.0455	5.4373	8.0655	5.9069	7.5273	9.1895	4.8597	13.8759	12.4828	90.9600
	S	134.590	89.255	95.379	85.473	101.911	84.677	85.520	91.552	119.006	72.916	93.189	121.781	88.397	85.044	96.530
19	T	6.7921	10.0134	4.0654	8.8655	9.9227	6.6014	5.4187	8.0569	5.8833	7.6204	9.1685	4.8549	12.9309	12.0201	87.2632
	S	134.715	90.901	96.099	94.288	123.821	90.373	85.814	91.649	119.483	72.026	93.403	121.901	94.857	88.318	100.620

**Event:** Promoter Test Day - IMS RC  
**Track:** Indianapolis Motor Speedway RC  
**Report:** Section Data Report  
**Session:** USF2000 Practice 2

2.439 mile(s)   
**USF2000**  
**May 11, 2016**

**Section Data for Car 2 - Thompson, Parker**

Lap	T/S	PI to PO	PO to SF	SF to PI
1	T	157.3943	91.6584	
	S	9.026	87.944	
2	T			91.4287
	S			87.535
3	T	294.9371	96.1726	
	S	4.817	83.816	
4	T			
	S			
5	T			
	S			
6	T			
	S			
7	T			
	S			
8	T			85.0205
	S			94.132
9	T	424.2113	93.5377	
	S	3.349	86.177	
10	T			
	S			
11	T			
	S			
12	T			
	S			
13	T			
	S			
14	T			
	S			
15	T			
	S			
16	T			83.9989
	S			95.277
17	T	149.3194	87.5435	
	S	9.514	92.078	
18	T			
	S			
19	T			87.6910
	S			91.266



Event: Promoter Test Day - IMS RC  
 Track: Indianapolis Motor Speedway RC  
 Report: Section Data Report  
 Session: USF2000 Practice 2

2.439 mile(s)   
 USF2000  
 May 11, 2016

Section Data for Car 20 - McMahan, Clint (R)

Lap	T/SF to I1	I1 to I2	I2 to I3A	I3A to I3	I3 to I4	I4 to I5A	I5A to I5	I5 to I6	I6 to I7	I7 to I8	I8 to I9	I9 to SF	I2 to I3	I4 to I5	Lap	
20	T								5.9213							
	S								118.716							
Lap	T/SF to I1	I1 to I2	I2 to I3A	I3A to I3	I3 to I4	I4 to I5A	I5A to I5	I5 to I6	I6 to I7	I7 to I8	I8 to I9	I9 to SF	I2 to I3	I4 to I5	Lap	
1	T	7.0362	10.7223	4.2650	9.5904	10.3243	7.2026	5.3795	8.4403	6.1515	7.8549	8.9637	5.7429	13.8554	12.5821	91.6736
	S	130.042	84.891	91.602	87.161	119.004	82.830	86.439	87.486	114.274	69.875	95.537	103.052	88.528	84.373	95.779
2	T	7.0828	10.4817	4.3514	9.6462	10.9257	7.4970	5.3527	8.3010	6.1573	7.7773	13.7176	5.1985	13.9976	12.8497	96.4892
	S	129.186	86.840	89.783	86.657	112.454	79.577	86.872	88.954	114.166	70.573	62.428	113.844	87.629	82.616	90.999
3	T	6.9677	10.4796	4.2438	9.3545	10.2594	7.2681	5.4615	8.2926	6.1248	7.9225	9.4687	4.9891	13.5983	12.7296	90.8323
	S	131.320	86.857	92.059	89.359	119.757	82.083	85.141	89.044	114.772	69.279	90.442	118.622	90.202	83.395	96.666
4	T	7.0023	10.3978	4.2237	9.3598	10.3453	7.1830	5.4822	13.4821	6.0585	8.0135	9.4464	4.9921	13.5835	12.6652	95.9867
	S	130.671	87.540	92.498	89.308	118.763	83.056	84.820	54.770	116.028	68.492	90.655	118.551	90.300	83.820	91.475
5	T			4.2840	9.5101	10.3026	7.0818	5.3586	8.2201	7.3804				13.7941	12.4404	242.3701
	S			91.196	87.897	119.255	84.243	86.776	89.830	95.246				88.921	85.334	36.227
6	T	6.9722	10.3253	4.2570	9.1561	10.2397	6.9175	5.3559	8.6900	6.1966	7.7907	9.5190	4.9754	13.4131	12.2734	90.3954
	S	131.235	88.155	91.774	91.295	119.988	86.244	86.820	84.972	113.442	70.451	89.964	118.949	91.447	86.495	97.133
7	T	6.9755	10.3693	4.2473	9.5948	11.0577	7.0378	5.2459	8.4146	6.1286	7.8731	9.5589	4.9757	13.8421	12.2837	91.4792
	S	131.173	87.781	91.984	87.121	111.111	84.770	88.641	87.753	114.701	69.714	89.588	118.942	88.613	86.423	95.982
8	T	6.9566	10.3107	4.2094	9.7938	10.3471	6.9762	5.2886	8.5349	6.1273	7.7170	9.5338	4.9699	14.0032	12.2648	90.7653
	S	131.530	88.280	92.812	85.351	118.742	85.518	87.925	86.516	114.725	71.124	89.824	119.081	87.594	86.556	96.737
9	T			4.2749	9.2910	10.1819	6.8791	5.3428	8.5623	6.0675				13.5659	12.2219	499.4410
	S			91.390	89.970	120.669	86.725	87.033	86.240	115.856				90.417	86.860	17.580
10	T	6.9902	10.2031	4.2745	9.0597	10.1565	6.9636	5.4424	8.3914	6.2032	7.7103	9.5640	4.9865	13.3342	12.4060	89.9454
	S	130.898	89.211	91.398	92.267	120.970	85.673	85.440	87.996	113.321	71.186	89.540	118.684	91.988	85.571	97.619
11	T	6.9875	10.3231	4.2771	9.1061	10.1889	6.8169	5.3741	8.3996	6.1759	7.6898	9.5474	4.9853	13.3832	12.1910	89.8717
	S	130.948	88.174	91.343	91.797	120.586	87.516	86.526	87.910	113.822	71.376	89.696	118.713	91.652	87.080	97.699
12	T	6.9634	10.2777	4.2307	9.2996	10.3184	7.2828	5.4702	8.4581	6.0660	7.9290	9.5271	4.9637	13.5303	12.7530	90.7867
	S	131.401	88.563	92.344	89.887	119.072	81.918	85.006	87.302	115.884	69.222	89.887	119.229	90.655	83.242	96.715
13	T			4.1934	9.3518	10.2138	6.7547	5.4087	8.3130	6.1341				13.5452	12.1634	324.6655
	S			93.166	89.385	120.292	88.322	85.973	88.826	114.598				90.555	87.277	27.044
14	T			4.2017	9.3801	10.3601	7.3173	5.3804	8.4787	6.1324				13.5818	12.6977	332.9213
	S			92.982	89.115	118.593	81.532	86.425	87.090	114.630				90.311	83.605	26.374
15	T			4.2506	9.8624	10.3613	6.8730	5.3792	8.3347	6.5140				14.1130	12.2522	166.9125
	S			91.912	84.757	118.579	86.802	86.444	88.595	107.914				86.912	86.645	52.605
16	T	7.0242	10.3448	4.1875	9.0581	10.2004	6.8263	5.4341	8.6443	6.1011	7.6681	9.5393	5.0082	13.2456	12.2604	90.0364
	S	130.264	87.989	93.297	92.283	120.450	87.396	85.571	85.422	115.218	71.578	89.772	118.170	92.604	86.587	97.521
17	T	7.0002	10.2112	4.2943	9.0891	10.1373	7.1279	5.5247	8.3768	6.0993	12.8487	9.9527	5.0327	13.3834	12.6526	95.6949
	S	130.711	89.140	90.977	91.968	121.200	83.698	84.167	88.149	115.252	42.717	86.043	117.595	91.650	83.903	91.754
18	T	7.0342	10.3486	4.1437	9.3172	10.3583	7.2611	5.4795	8.2680	6.3112	8.0703	8.7444	5.7288	13.4609	12.7406	91.0653
	S	130.079	87.957	94.283	89.717	118.614	82.163	84.862	89.309	111.382	68.010	97.933	103.306	91.123	83.323	96.419

**Event:** Promoter Test Day - IMS RC  
**Track:** Indianapolis Motor Speedway RC  
**Report:** Section Data Report  
**Session:** USF2000 Practice 2

2.439 mile(s)



USF2000

May 11, 2016

**Section Data for Car 20 - McMahan, Clint (R)**

Lap	T/S	PI to PO	PO to SF	SF to PI
20	T			
	S			
Lap	T/S	PI to PO	PO to SF	SF to PI
1	T	418.8070	94.1198	
	S	3.392	85.644	
2	T			
	S			
3	T			
	S			
4	T			100.4238
	S			79.694
5	T	148.3742	89.5300	
	S	9.574	90.035	
6	T			
	S			
7	T			
	S			
8	T			88.0601
	S			90.883
9	T	411.4672	90.7950	
	S	3.452	88.780	
10	T			
	S			
11	T			
	S			
12	T			87.5284
	S			91.435
13	T	237.0493		
	S	5.993		
14	T	240.4860		
	S	5.907		
15	T	73.7676	92.0067	
	S	19.257	87.611	
16	T			
	S			
17	T			
	S			
18	T			90.0402
	S			88.885

**Event:** Promoter Test Day - IMS RC  
**Track:** Indianapolis Motor Speedway RC  
**Report:** Section Data Report  
**Session:** USF2000 Practice 2

2.439 mile(s)



USF2000

May 11, 2016

**Section Data for Car 20 - McMahan, Clint (R)**

Lap	T/SF to I1	I1 to I2	I2 to I3A	I3A to I3	I3 to I4	I4 to I5A	I5A to I5	I5 to I6	I6 to I7	I7 to I8	I8 to I9	I9 to SF	I2 to I3	I4 to I5	Lap	
19	T			4.6587	9.2913	10.1397	6.8592	5.6174	8.4231	6.0621				13.9500	12.4766	196.5663
	S			83.861	89.967	121.171	86.977	82.779	87.665	115.959				87.928	85.087	44.669
20	T	6.9822	10.3372	4.2082	9.2335	10.1791	6.7718	5.5769	8.5198	6.1456	7.9195	9.4815	4.9763	13.4417	12.3487	90.3316
	S	131.048	88.054	92.838	90.530	120.702	88.099	83.380	86.670	114.383	69.305	90.319	118.927	91.253	85.968	97.202
21	T	6.9792	10.2877	4.1717	9.3733	10.1884	7.0024	5.4676	8.4097	6.1970	8.3223	8.8528	5.6600	13.5450	12.4700	90.9121
	S	131.104	88.477	93.651	89.180	120.592	85.198	85.046	87.804	113.435	65.951	96.734	104.562	90.557	85.132	96.581
22	T	7.0044	10.4121	4.2748	9.2650	10.2715	7.3012	5.5008	8.3805	6.0468	7.9645	10.1929	5.0544	13.5398	12.8020	91.6689
	S	130.632	87.420	91.392	90.222	119.616	81.711	84.533	88.110	116.252	68.914	84.016	117.090	90.592	82.924	95.784
23	T									6.0989						
	S								115.259							

**Event:** Promoter Test Day - IMS RC  
**Track:** Indianapolis Motor Speedway RC  
**Report:** Section Data Report  
**Session:** USF2000 Practice 2

2.439 mile(s)



USF2000

May 11, 2016

**Section Data for Car 20 - McMahan, Clint (R)**

Lap	T/S	PI to PO	PO to SF	SF to PI
19	T	105.1047	92.1549	
	S	13.516	87.470	
20	T			
	S			
21	T			
	S			
22	T			91.4756
	S			87.490
23	T			
	S			

Event: Promoter Test Day - IMS RC  
 Track: Indianapolis Motor Speedway RC  
 Report: Section Data Report  
 Session: USF2000 Practice 2

2.439 mile(s)   
 USF2000  
 May 11, 2016

Section Data for Car 21 - Lloyd, Jordan

Lap	T/SF to I1	I1 to I2	I2 to I3A	I3A to I3	I3 to I4	I4 to I5A	I5A to I5	I5 to I6	I6 to I7	I7 to I8	I8 to I9	I9 to SF	I2 to I3	I4 to I5	Lap	
1	T	6.8375	10.5115	4.1119	9.0496	9.9253	6.9263	5.4577	8.1533	5.9711	7.8846	9.3992	4.8957	13.1615	12.3840	89.1237
	S	133.821	86.593	95.012	92.370	123.788	86.134	85.201	90.566	117.726	69.612	91.110	120.885	93.195	85.723	98.519
2	T	6.7972	10.1572	4.2062	8.9528	9.9385	6.7607	5.4202	8.1065	5.9178	7.7655	9.2823	4.8878	13.1590	12.1809	88.1927
	S	134.614	89.614	92.882	93.368	123.624	88.244	85.790	91.089	118.786	70.680	92.258	121.081	93.213	87.152	99.559
3	T	6.8051	10.0938	4.1494	9.0636	9.9679	6.8346	5.3644	9.9519	5.8862	7.5655	9.2657	4.8666	13.2130	12.1990	89.8147
	S	134.458	90.177	94.154	92.227	123.259	87.290	86.683	74.198	119.424	72.548	92.423	121.608	92.832	87.023	97.761
4	T	6.8014	10.1238	4.1552	8.9357	9.9381	6.8037	5.4197	8.0635	7.4093	8.0544	9.3492	4.8689	13.0909	12.2234	89.9229
	S	134.531	89.910	94.022	93.547	123.629	87.686	85.798	91.574	94.875	68.145	91.598	121.551	93.698	86.849	97.644
5	T	6.7863	10.1149	4.1559	9.1945	10.4462	7.2095	5.6067	8.3740	5.9186	7.7068	9.2157	4.8503	13.3504	12.8162	89.5794
	S	134.830	89.989	94.007	90.914	117.616	82.751	82.936	88.179	118.770	71.218	92.924	122.017	91.877	82.832	98.018
6	T			5.5786	11.6311	13.1744	7.8396	5.9372	8.5593	6.0817				17.2097	13.7768	396.6292
	S			70.032	71.868	93.259	76.100	78.320	86.270	115.585				71.273	77.056	22.138
7	T	7.5207	10.7230	4.1446	9.1854	10.0976	7.0605	5.5191	8.3250	6.4695	8.2891	9.7938	5.2471	13.3300	12.5796	92.3754
	S	121.664	84.886	94.263	91.004	121.676	84.497	84.253	88.698	108.657	66.215	87.439	112.790	92.017	84.390	95.051
8	T	6.8198	10.2452	4.0744	8.9519	10.0488	6.8133	5.3415	8.0772	5.9839	7.7286	9.2407	4.8825	13.0263	12.1548	88.2078
	S	134.168	88.844	95.887	93.378	122.267	87.563	87.054	91.419	117.474	71.017	92.673	121.212	94.163	87.339	99.542
9	T			4.3058	9.1595	9.9878	6.8493	5.4509	8.1073	5.8842				13.4653	12.3002	657.8071
	S			90.734	91.261	123.014	87.102	85.307	91.080	119.465				91.093	86.307	13.348
10	T	6.8250	10.1399	4.1609	8.9948	10.0780	6.6586	5.4398	8.0877	5.9215	7.7044	9.2417	4.8782	13.1557	12.0984	88.1305
	S	134.066	89.767	93.894	92.932	121.913	89.597	85.481	91.300	118.712	71.240	92.663	121.319	93.236	87.746	99.630
11	T	6.7515	10.2895	4.1807	8.9393	9.9697	6.8055	5.3545	8.1400	5.8896	7.6814	9.2783	4.8428	13.1200	12.1600	88.1228
	S	135.525	88.462	93.449	93.509	123.237	87.663	86.843	90.714	119.355	71.454	92.297	122.206	93.490	87.302	99.638
12	T	6.7912	10.0047	4.1241	9.0442	9.9807	6.7636	5.3657	8.3129	5.8878	7.8144	9.1325	4.8417	13.1683	12.1293	88.0635
	S	134.733	90.980	94.731	92.425	123.101	88.206	86.662	88.827	119.392	70.237	93.771	122.234	93.147	87.523	99.705
13	T	6.7866	10.4037	4.1328	8.9677	9.9695	6.8426	5.3679	8.0770	5.9334	7.7175	9.2386	4.8490	13.1005	12.2105	88.2863
	S	134.825	87.491	94.532	93.213	123.240	87.188	86.626	91.421	118.474	71.119	92.694	122.050	93.629	86.941	99.454
14	T			4.1242	9.2513	10.0473	6.9586	5.3903	8.1634	6.1364				13.3755	12.3489	426.7142
	S			94.729	90.356	122.285	85.734	86.266	90.454	114.555				91.704	85.966	20.577
15	T	6.8626	10.0832	4.1782	9.0206	9.9868	6.7485	5.4165	8.1841	5.9799	7.6328	9.3199	4.9113	13.1988	12.1650	88.3244
	S	133.331	90.272	93.505	92.667	123.026	88.403	85.849	90.225	117.553	71.909	91.885	120.501	92.932	87.266	99.411
16	T	6.8428	10.1516	4.1674	8.9758	9.9500	6.6642	5.4175	8.2214	5.9196	7.6407	9.3037	4.8966	13.1432	12.0817	88.1513
	S	133.717	89.663	93.747	93.129	123.481	89.522	85.833	89.815	118.750	71.834	92.045	120.863	93.325	87.868	99.606
17	T	6.8404	11.6002	4.2583	9.1318	9.9731	6.8974	5.5057	8.1454	5.8827	7.6869	9.2959	4.9033	13.3901	12.4031	90.1211
	S	133.764	78.467	91.746	91.538	123.195	86.495	84.458	90.654	119.495	71.402	92.123	120.698	91.604	85.591	97.429
18	T			4.5272	9.6224	9.9657	7.3939	5.8120	8.2897	5.9705				14.1496	13.2059	223.1096
	S			86.297	86.871	123.287	80.687	80.007	89.075	117.738				86.687	80.388	39.355
19	T	6.7809	10.3537	4.1654	9.3535	9.9991	6.8550	5.4546	8.2638	6.0120	7.8754	9.3064	4.8514	13.5189	12.3096	89.2712
	S	134.938	87.913	93.792	89.369	122.875	87.030	85.249	89.355	116.925	69.693	92.019	121.989	90.732	86.241	98.356

**Event:** Promoter Test Day - IMS RC  
**Track:** Indianapolis Motor Speedway RC  
**Report:** Section Data Report  
**Session:** USF2000 Practice 2

2.439 mile(s)   
**USF2000**  
**May 11, 2016**

**Section Data for Car 21 - Lloyd, Jordan**

Lap	T/S	PI to PO	PO to SF	SF to PI
1	T	403.5150	92.1020	
	S	3.520	87.520	
2	T			
	S			
3	T			
	S			
4	T			
	S			
5	T			89.2848
	S			89.637
6	T	293.9906	105.0413	
	S	4.832	76.739	
7	T			
	S			
8	T			87.5615
	S			91.401
9	T	569.5688	88.7947	
	S	2.494	90.780	
10	T			
	S			
11	T			
	S			
12	T			
	S			
13	T			86.8882
	S			92.109
14	T	341.3075	86.9102	
	S	4.163	92.749	
15	T			
	S			
16	T			
	S			
17	T			86.2522
	S			92.788
18	T	135.0318	92.2231	
	S	10.520	87.405	
19	T			
	S			

Event: Promoter Test Day - IMS RC  
Track: Indianapolis Motor Speedway RC  
Report: Section Data Report  
Session: USF2000 Practice 2

2.439 mile(s)



USF2000

May 11, 2016

Section Data for Car 21 - Lloyd, Jordan

Lap	T/SF to I1	I1 to I2	I2 to I3A	I3A to I3	I3 to I4	I4 to I5A	I5A to I5	I5 to I6	I6 to I7	I7 to I8	I8 to I9	I9 to SF	I2 to I3	I4 to I5	Lap	
20	T	6.8366	10.1441	4.1045	8.9916	9.9196	6.7053	5.4328	8.0652	6.2626	8.2199	9.3452	4.8896	13.0961	12.1381	88.9170
	S	133.838	89.730	95.184	92.966	123.859	88.973	85.591	91.555	112.246	66.773	91.637	121.036	93.661	87.459	98.748
21	T	6.8025	10.0703	4.1316	8.9765	9.8846	6.6434	5.4253	8.0904	5.8654	7.6182	9.3290	4.8699	13.1081	12.0687	87.7071
	S	134.509	90.387	94.559	93.122	124.298	89.802	85.710	91.270	119.848	72.046	91.796	121.526	93.575	87.962	100.110
22	T	6.7702	10.0907	4.1996	8.9601	9.8656	6.6775	5.4505	8.1200	5.8896	7.7132	9.2128	4.8523	13.1597	12.1280	87.8021
	S	135.151	90.205	93.028	93.292	124.537	89.343	85.313	90.937	119.355	71.159	92.954	121.967	93.208	87.532	100.002
23	T	6.7498	10.5514	4.1940	9.1837	9.8916	6.7418	5.4497	8.0826	5.9329	7.6469	9.2357	4.8455	13.3777	12.1915	88.5056
	S	135.560	86.266	93.153	91.021	124.210	88.491	85.326	91.358	118.484	71.776	92.723	122.138	91.689	87.076	99.207
24	T	6.7910	12.3143	4.8397	9.4155	9.9228	7.2756	5.6061	8.3095	5.9155	7.7176	9.2733	4.8431	14.2552	12.8817	92.2240
	S	134.737	73.916	80.724	88.780	123.820	81.999	82.945	88.863	118.833	71.118	92.347	122.198	86.045	82.411	95.207
25	T									6.1958						
	S									113.457						

**Event:** Promoter Test Day - IMS RC  
**Track:** Indianapolis Motor Speedway RC  
**Report:** Section Data Report  
**Session:** USF2000 Practice 2

2.439 mile(s)



USF2000

May 11, 2016

**Section Data for Car 21 - Lloyd, Jordan**

Lap	T/S	PI to PO	PO to SF	SF to PI
20	T			
	S			
21	T			
	S			
22	T			
	S			
23	T			
	S			
24	T			94.4626
	S			84.723
25	T			
	S			



Event: Promoter Test Day - IMS RC  
 Track: Indianapolis Motor Speedway RC  
 Report: Section Data Report  
 Session: USF2000 Practice 2

2.439 mile(s)   
 USF2000   
 May 11, 2016

Section Data for Car 22 - Rickards, Garth

Lap	T/SF to I1	I1 to I2	I2 to I3A	I3A to I3	I3 to I4	I4 to I5A	I5A to I5	I5 to I6	I6 to I7	I7 to I8	I8 to I9	I9 to SF	I2 to I3	I4 to I5	Lap	
1	T	6.8614	10.3531	4.2065	8.9899	9.9700	6.9914	5.4754	8.0925	5.9900	8.2100	9.2923	4.9061	13.1964	12.4668	89.3386
	S	133.355	87.918	92.876	92.983	123.233	85.332	84.925	91.246	117.355	66.853	92.158	120.629	92.949	85.153	98.282
2	T	6.8488	10.2984	4.2378	8.9377	10.0360	6.8848	5.4375	8.0022	5.9618	7.7943	9.3641	4.9152	13.1755	12.3223	88.7186
	S	133.600	88.385	92.190	93.526	122.423	86.653	85.517	92.276	117.910	70.419	91.452	120.406	93.096	86.152	98.969
3	T	6.8361	10.1384	4.1557	9.0007	9.9873	6.9127	5.4646	8.0305	5.9142	7.7829	9.2845	4.8817	13.1564	12.3773	88.3893
	S	133.848	89.780	94.011	92.872	123.020	86.304	85.093	91.951	118.859	70.522	92.236	121.232	93.232	85.769	99.338
4	T	6.7271	10.3113	4.1689	8.9648	9.9129	6.8074	5.4553	8.0447	5.9257	7.8190	9.2965	4.8335	13.1337	12.2627	88.2671
	S	136.017	88.275	93.713	93.243	123.943	87.639	85.238	91.788	118.628	70.196	92.117	122.441	93.393	86.571	99.475
5	T	6.7307	10.1202	4.1188	9.0337	9.9858	6.7980	5.4837	7.9558	5.9211	7.7584	9.1874	4.8224	13.1525	12.2817	87.9160
	S	135.944	89.942	94.853	92.532	123.038	87.760	84.797	92.814	118.720	70.744	93.211	122.723	93.259	86.437	99.873
6	T	6.7820	10.0814	4.1399	9.0295	9.9647	6.7254	5.4316	7.9827	5.9363	7.7579	9.1982	4.8536	13.1694	12.1570	87.8832
	S	134.916	90.288	94.370	92.575	123.299	88.707	85.610	92.501	118.416	70.749	93.101	121.934	93.139	87.323	99.910
7	T	6.7839	10.0452	4.1434	8.9337	10.0196	6.7943	5.3741	7.9867	5.9493	7.7948	9.1276	4.8451	13.0771	12.1684	87.7977
	S	134.878	90.613	94.290	93.568	122.623	87.808	86.526	92.455	118.158	70.414	93.821	122.148	93.797	87.242	100.007
8	T	6.7745	10.0190	4.2196	8.9814	9.9651	6.7784	5.4043	8.0524	5.9186	7.7160	9.1689	4.8452	13.2010	12.1827	87.8434
	S	135.065	90.850	92.587	93.071	123.294	88.014	86.043	91.700	118.770	71.133	93.399	122.145	92.917	87.139	99.955
9	T			4.1122	9.1349	10.0337	7.1051	5.4045	8.0626	5.9331				13.2471	12.5096	205.8833
	S			95.006	91.507	122.451	83.967	86.039	91.584	118.480				92.593	84.862	42.647
10	T	6.7971	10.1209	4.1748	9.0911	10.0719	6.8569	5.4994	8.0480	5.9056	7.8027	9.2310	4.8704	13.2659	12.3563	88.4698
	S	134.616	89.935	93.581	91.948	121.987	87.006	84.555	91.751	119.032	70.343	92.770	121.513	92.462	85.915	99.247
11	T	6.7500	10.2122	4.1192	9.3448	10.1323	7.0326	5.7041	8.8177	5.8990	7.8010	9.1264	4.8376	13.4640	12.7367	89.7769
	S	135.556	89.131	94.844	89.452	121.259	84.832	81.520	83.742	119.165	70.358	93.834	122.337	91.103	83.349	97.802
12	T			4.1947	9.3004	10.0836	7.0050	5.5188	7.9606	7.1450				13.4951	12.5238	310.6638
	S			93.137	89.879	121.845	85.166	84.257	92.758	98.384				90.892	84.766	28.263
13	T	6.8756	10.0879	4.1421	8.9396	10.0411	6.8171	5.3976	8.1399	5.9280	7.8486	9.2235	4.9049	13.0817	12.2147	88.3459
	S	133.079	90.230	94.320	93.506	122.361	87.514	86.149	90.715	118.582	69.931	92.846	120.659	93.764	86.911	99.387
14	T	6.8516	10.1400	4.1885	8.9710	9.9898	6.7799	5.4401	8.0201	5.9518	7.7611	9.1542	4.8723	13.1595	12.2200	88.1204
	S	133.545	89.766	93.275	93.179	122.989	87.994	85.476	92.070	118.108	70.720	93.549	121.466	93.210	86.873	99.641
15	T	6.8333	10.0669	4.1660	8.8893	9.9794	6.6921	5.4617	8.0449	5.9235	7.7022	9.1735	4.8463	13.0553	12.1538	87.7791
	S	133.903	90.418	93.779	94.035	123.117	89.149	85.138	91.786	118.672	71.261	93.352	122.118	93.953	87.346	100.028
16	T	6.8234	10.0926	4.1925	8.9452	10.0037	6.7080	5.3839	8.0555	5.9047	7.7058	9.1221	4.8562	13.1377	12.0919	87.7936
	S	134.097	90.188	93.186	93.448	122.818	88.937	86.369	91.665	119.050	71.227	93.878	121.869	93.364	87.794	100.012
17	T			4.2016	9.3510	10.1515	7.0515	5.4913	8.0022	5.9221				13.5526	12.5428	596.3655
	S			92.984	89.392	121.030	84.605	84.679	92.276	118.700				90.506	84.637	14.723
18	T	6.9139	10.1755	4.1821	9.0260	10.0476	6.8205	5.3941	8.2590	5.9437	7.8840	9.2396	4.9317	13.2081	12.2146	88.8177
	S	132.342	89.453	93.418	92.611	122.282	87.470	86.205	89.407	118.269	69.617	92.684	120.003	92.867	86.912	98.859
19	T	6.8879	10.1475	4.2160	8.9959	10.0290	6.7587	5.4736	8.0667	6.0953	7.7610	9.2703	4.9120	13.2119	12.2323	88.6139
	S	132.842	89.700	92.666	92.921	122.508	88.270	84.953	91.538	115.327	70.721	92.377	120.484	92.840	86.786	99.086

**Event:** Promoter Test Day - IMS RC  
**Track:** Indianapolis Motor Speedway RC  
**Report:** Section Data Report  
**Session:** USF2000 Practice 2

2.439 mile(s)   
**USF2000**  
**May 11, 2016**

**Section Data for Car 22 - Rickards, Garth**

Lap	T/S	PI to PO	PO to SF	SF to PI
1	T	407.5781	93.3959	
	S	3.485	86.308	
2	T			
	S			
3	T			
	S			
4	T			
	S			
5	T			
	S			
6	T			
	S			
7	T			
	S			
8	T			86.0750
	S			92.979
9	T	119.7515	88.0612	
	S	11.863	91.536	
10	T			
	S			
11	T			90.4758
	S			88.457
12	T	220.7730	89.4329	
	S	6.435	90.132	
13	T			
	S			
14	T			
	S			
15	T			
	S			
16	T			87.7135
	S			91.242
17	T	506.3863	90.4695	
	S	2.805	89.100	
18	T			
	S			
19	T			
	S			

Event: Promoter Test Day - IMS RC  
 Track: Indianapolis Motor Speedway RC  
 Report: Section Data Report  
 Session: USF2000 Practice 2

2.439 mile(s)   
 USF2000  
 May 11, 2016

Section Data for Car 22 - Rickards, Garth

Lap	T/SF to I1	I1 to I2	I2 to I3A	I3A to I3	I3 to I4	I4 to I5A	I5A to I5	I5 to I6	I6 to I7	I7 to I8	I8 to I9	I9 to SF	I2 to I3	I4 to I5	Lap	
20	T	6.8721	10.1991	4.2119	9.0187	10.0122	6.7884	5.5463	8.1059	5.9566	7.7725	9.2286	4.9033	13.2306	12.3347	88.6156
	S	133.147	89.246	92.757	92.686	122.714	87.884	83.840	91.095	118.013	70.616	92.795	120.698	92.709	86.065	99.084
21	T			4.4754	10.3151	11.6771	7.4346	5.6515	8.1955	5.9422				14.7905	13.0861	200.2834
	S			87.295	81.037	105.218	80.245	82.279	90.099	118.299				82.931	81.124	43.840
22	T	6.9087	10.1841	4.1781	8.9670	9.9944	6.7234	5.3541	8.0287	6.0042	8.0179	9.0836	4.8999	13.1451	12.0775	88.3441
	S	132.442	89.377	93.507	93.221	122.932	88.734	86.849	91.971	117.077	68.455	94.276	120.782	93.312	87.898	99.389
23	T	6.8724	10.0889	4.2111	8.9054	9.9833	6.7369	5.4129	7.9842	5.9342	7.7419	9.2125	4.8759	13.1165	12.1498	87.9596
	S	133.141	90.221	92.774	93.865	123.069	88.556	85.906	92.484	118.458	70.895	92.957	121.376	93.515	87.375	99.823
24	T	6.8585	10.0623	4.1432	8.9055	9.9589	6.7182	5.4296	7.9886	5.9376	7.7144	9.2069	4.8701	13.0487	12.1478	87.7938
	S	133.411	90.459	94.295	93.864	123.371	88.802	85.642	92.433	118.390	71.148	93.013	121.521	94.001	87.390	100.012
25	T			4.1401	9.1200	9.9778	6.9002	5.4157	7.9702	5.8805				13.2601	12.3159	124.2456
	S			94.365	91.657	123.137	86.460	85.861	92.646	119.540				92.502	86.197	70.670
26	T	6.8393	10.0648	4.1411	8.9814	9.9482	6.6781	5.4094	8.1214	5.8934	7.7040	9.1724	4.8829	13.1225	12.0875	87.8364
	S	133.786	90.437	94.343	93.071	123.503	89.335	85.961	90.921	119.278	71.244	93.363	121.202	93.472	87.826	99.963
27	T	6.7881	10.1014	4.1912	9.1559	10.0146	6.6905	5.3963	8.0678	5.8879	7.8686	9.3183	4.8697	13.3471	12.0868	88.3503
	S	134.795	90.109	93.215	91.297	122.685	89.170	86.170	91.525	119.390	69.754	91.901	121.531	91.899	87.831	99.382
28	T	6.7676	10.2068	4.2650	9.0484	9.9580	6.8434	5.5034	8.1708	5.9084	7.8639	9.1917	4.8557	13.3134	12.3468	88.5831
	S	135.203	89.179	91.602	92.382	123.382	87.178	84.493	90.372	118.975	69.795	93.167	121.881	92.132	85.981	99.120
29	T									7.2901						
	S									96.426						

**Event:** Promoter Test Day - IMS RC  
**Track:** Indianapolis Motor Speedway RC  
**Report:** Section Data Report  
**Session:** USF2000 Practice 2

2.439 mile(s)



USF2000

May 11, 2016

**Section Data for Car 22 - Rickards, Garth**

Lap	T/S	PI to PO	PO to SF	SF to PI
20	T			86.6221
	S			92.392
21	T	108.0529	94.3686	
	S	13.147	85.418	
22	T			
	S			
23	T			
	S			
24	T			89.4988
	S			89.422
25	T	35.6650	86.7993	
	S	39.831	92.867	
26	T			
	S			
27	T			
	S			
28	T			87.7678
	S			91.186
29	T			
	S			

Event: Promoter Test Day - IMS RC  
Track: Indianapolis Motor Speedway RC  
Report: Section Data Report  
Session: USF2000 Practice 2

2.439 mile(s)   
USF2000  
May 11, 2016

Section Data for Car 23 - Luo, Yufeng

Lap	T/SF to I1	I1 to I2	I2 to I3A	I3A to I3	I3 to I4	I4 to I5A	I5A to I5	I5 to I6	I6 to I7	I7 to I8	I8 to I9	I9 to SF	I2 to I3	I4 to I5	Lap	
1	T	6.8707	10.1909	4.1657	8.9158	9.9550	6.7438	5.4770	7.9798	5.9575	7.8071	9.1498	4.9316	13.0815	12.2208	88.1447
	S	133.174	89.318	93.785	93.756	123.419	88.465	84.900	92.535	117.995	70.303	93.594	120.005	93.765	86.868	99.613
2	T	6.7673	10.0823	4.1844	8.9741	9.9513	6.7270	5.4482	8.1444	5.8851	7.6470	9.1721	4.8881	13.1585	12.1752	87.8713
	S	135.209	90.280	93.366	93.147	123.465	88.686	85.349	90.665	119.446	71.775	93.366	121.073	93.217	87.193	99.923
3	T	6.7724	10.0570	4.2334	9.3075	9.9719	6.7218	5.3822	7.9870	5.8580	7.7621	9.2185	4.8584	13.5409	12.1040	88.1302
	S	135.107	90.507	92.286	89.810	123.210	88.755	86.396	92.451	119.999	70.711	92.896	121.813	90.584	87.706	99.630
4	T	6.8448	10.0938	4.1823	8.9609	9.9947	6.7261	5.4010	8.0245	5.8463	8.3099	9.2057	4.8942	13.1432	12.1271	88.4842
	S	133.678	90.177	93.413	93.284	122.929	88.698	86.095	92.019	120.239	66.049	93.025	120.922	93.325	87.539	99.231
5	T	6.8229	10.0551	4.1671	8.8757	9.9891	6.7352	5.4367	8.0180	5.8840	7.6460	9.1639	4.8703	13.0428	12.1719	87.6640
	S	134.107	90.524	93.754	94.180	122.998	88.578	85.530	92.094	119.469	71.784	93.450	121.516	94.044	87.217	100.160
6	T	6.7830	10.0075	4.2178	8.9325	9.9550	6.5992	5.4367	8.0828	5.8978	7.6784	9.0815	4.8545	13.1503	12.0359	87.5267
	S	134.896	90.955	92.627	93.581	123.419	90.404	85.530	91.356	119.189	71.482	94.298	121.911	93.275	88.202	100.317
7	T			4.1150	9.0780	10.0458	6.7160	5.3657	8.0122	6.0002				13.1930	12.0817	400.9947
	S			94.941	92.081	122.303	88.831	86.662	92.161	117.155				92.973	87.868	21.897
8	T	6.7905	9.9496	4.1534	8.8454	10.0397	6.5985	5.4214	8.2216	5.8918	7.6351	9.1752	4.8753	12.9988	12.0199	87.5975
	S	134.747	91.484	94.063	94.502	122.378	90.413	85.771	89.813	119.311	71.887	93.335	121.391	94.362	88.319	100.236
9	T	6.7623	11.5201	4.2631	9.2617	10.3753	7.5705	5.5924	8.4768	5.9118	7.7269	9.1515	4.8638	13.5248	13.1629	91.4762
	S	135.309	79.012	91.643	90.254	118.419	78.805	83.149	87.109	118.907	71.033	93.576	121.678	90.692	80.650	95.986
10	T			4.3469	9.0120	10.1011	7.5610	6.0658	9.9387	7.7340				13.3589	13.6268	409.4034
	S			89.876	92.755	121.634	78.904	76.659	74.296	90.891				91.818	77.905	21.447
11	T	6.8718	9.9935	4.1654	8.8756	9.9427	6.6665	5.3764	8.0858	7.3134	7.7903	9.0884	4.8983	13.0410	12.0429	89.0681
	S	133.153	91.082	93.792	94.181	123.572	89.491	86.489	91.322	96.119	70.455	94.226	120.821	94.057	88.151	98.581
12	T	6.8209	10.0814	4.2898	8.9104	9.9203	6.5832	5.4326	8.0810	5.8887	7.6414	9.1375	4.8625	13.2002	12.0158	87.6497
	S	134.147	90.288	91.072	93.813	123.851	90.623	85.594	91.376	119.373	71.828	93.720	121.711	92.922	88.350	100.176
13	T	6.7785	10.0340	4.1406	8.9385	9.8826	6.8768	5.4278	8.1613	5.8835	7.9258	9.1652	4.8571	13.0791	12.3046	88.0717
	S	134.986	90.714	94.354	93.518	124.323	86.754	85.670	90.477	119.479	69.250	93.436	121.846	93.783	86.276	99.696
14	T			4.2815	9.2219	10.8236	8.1309	6.7019	8.4451	5.8913				13.5034	14.8328	615.1728
	S			91.249	90.644	113.515	73.373	69.383	87.436	119.321				90.836	71.570	14.273
15	T	6.8821	10.0750	4.1263	9.1614	10.0483	6.7412	5.4341	8.1156	6.0695	7.7772	9.1560	4.9059	13.2877	12.1753	88.4926
	S	132.954	90.345	94.681	91.243	122.273	88.499	85.571	90.986	115.818	70.573	93.530	120.634	92.310	87.192	99.222
16	T	6.7961	10.8295	4.1517	9.2659	10.0419	6.5652	5.4060	8.0447	5.9528	7.6737	9.1134	4.8752	13.4176	11.9712	88.7161
	S	134.636	84.051	94.102	90.213	122.351	90.872	86.016	91.788	118.088	71.525	93.968	121.394	91.417	88.679	98.972
17	T	6.8602	10.0215	4.1560	8.9319	9.9419	6.5875	5.4420	8.0463	5.9127	7.7186	9.0448	4.8989	13.0879	12.0295	87.5623
	S	133.378	90.827	94.004	93.587	123.582	90.564	85.447	91.770	118.889	71.109	94.680	120.806	93.719	88.249	100.276
18	T	6.8414	10.0270	4.1676	8.8812	9.9336	6.6220	5.4654	8.0015	5.8835	7.6337	9.0487	4.8958	13.0488	12.0874	87.4014
	S	133.745	90.778	93.743	94.121	123.685	90.092	85.081	92.284	119.479	71.900	94.639	120.883	94.000	87.826	100.461
19	T	6.7947	10.2896	4.0741	9.4271	10.0082	6.5737	5.4398	8.2717	5.8272	7.6219	9.0321	4.8689	13.5012	12.0135	88.2290
	S	134.664	88.461	95.894	88.671	122.763	90.754	85.481	89.269	120.633	72.011	94.813	121.551	90.851	88.366	99.518

**Event:** Promoter Test Day - IMS RC  
**Track:** Indianapolis Motor Speedway RC  
**Report:** Section Data Report  
**Session:** USF2000 Practice 2

2.439 mile(s)



USF2000

May 11, 2016

**Section Data for Car 23 - Luo, Yufeng**

Lap	T/S	PI to PO	PO to SF	SF to PI
1	T	403.3748	90.7999	
	S	3.522	88.775	
2	T			
	S			
3	T			
	S			
4	T			
	S			
5	T			
	S			
6	T			87.5065
	S			91.458
7	T	315.4487	85.6314	
	S	4.503	94.134	
8	T			
	S			
9	T			98.9234
	S			80.903
10	T	311.5264	91.8662	
	S	4.560	87.745	
11	T			
	S			
12	T			
	S			
13	T			84.4466
	S			94.772
14	T	528.9243	89.9506	
	S	2.686	89.614	
15	T			
	S			
16	T			
	S			
17	T			
	S			
18	T			
	S			
19	T			
	S			

**Event:** Promoter Test Day - IMS RC  
**Track:** Indianapolis Motor Speedway RC  
**Report:** Section Data Report  
**Session:** USF2000 Practice 2

2.439 mile(s)



USF2000

May 11, 2016

**Section Data for Car 23 - Luo, Yufeng**

Lap	T/SF to I1	I1 to I2	I2 to I3A	I3A to I3	I3 to I4	I4 to I5A	I5A to I5	I5 to I6	I6 to I7	I7 to I8	I8 to I9	I9 to SF	I2 to I3	I4 to I5	Lap	
20	T	6.8185	9.9917	4.1666	8.8586	9.8802	6.5948	5.4855	8.0302	6.0164	7.7106	8.9935	4.8565	13.0252	12.0803	87.4031
	S	134.194	91.098	93.765	94.361	124.353	90.464	84.769	91.954	116.840	71.183	95.220	121.861	94.171	87.878	100.459
21	T	6.7969	10.0465	4.1858	8.8792	9.9166	6.6790	5.4599	8.0375	5.8520	8.0256	9.2880	4.8107	13.0650	12.1389	87.9777
	S	134.620	90.601	93.335	94.142	123.897	89.323	85.166	91.870	120.122	68.389	92.201	123.021	93.884	87.454	99.803
22	T	6.8049	10.0572	4.1447	8.9421	9.8969	6.7225	5.4471	8.0758	5.8683	7.6214	9.0979	4.8546	13.0868	12.1696	87.5334
	S	134.462	90.505	94.261	93.480	124.144	88.745	85.367	91.435	119.788	72.016	94.128	121.909	93.727	87.233	100.309
23	T															
	S									6.0474						

**Event:** Promoter Test Day - IMS RC  
**Track:** Indianapolis Motor Speedway RC  
**Report:** Section Data Report  
**Session:** USF2000 Practice 2

2.439 mile(s)



USF2000

May 11, 2016

**Section Data for Car 23 - Luo, Yufeng**

Lap	T/SPI to PO	PO to SF	SF to PI
20	T		
	S		
21	T		
	S		
22	T		94.3063
	S		84.864
23	T		
	S		



Event: Promoter Test Day - IMS RC  
Track: Indianapolis Motor Speedway RC  
Report: Section Data Report  
Session: USF2000 Practice 2

2.439 mile(s)   
USF2000  
May 11, 2016

Section Data for Car 3 - Lastochkin, Nikita

Lap	T/SF to I1	I1 to I2	I2 to I3A	I3A to I3	I3 to I4	I4 to I5A	I5A to I5	I5 to I6	I6 to I7	I7 to I8	I8 to I9	I9 to SF	I2 to I3	I4 to I5	Lap	
1	T	6.8131	10.5202	4.1493	9.0588	10.0498	6.7448	5.5561	8.1393	6.0726	7.9285	9.2497	4.9117	13.2081	12.3009	89.1939
	S	134.300	86.522	94.156	92.276	122.255	88.452	83.692	90.721	115.758	69.227	92.583	120.492	92.867	86.302	98.442
2	T	6.8185	10.2907	4.0848	9.0582	10.0132	6.7639	5.5031	8.0081	5.9656	7.8062	9.3151	4.8963	13.1430	12.2670	88.5237
	S	134.194	88.451	95.643	92.282	122.702	88.202	84.498	92.208	117.835	70.311	91.933	120.870	93.327	86.540	99.187
3	T	6.7902	10.1741	4.0871	8.9810	9.9531	6.6680	5.5739	8.0715	5.9208	7.7728	9.2222	4.8735	13.0681	12.2419	88.0882
	S	134.753	89.465	95.589	93.075	123.443	89.471	83.425	91.484	118.726	70.613	92.859	121.436	93.861	86.718	99.677
4	T	6.7525	10.2480	4.1024	8.9508	9.9107	6.7294	5.5257	8.0938	5.9360	7.7267	9.2489	4.8492	13.0532	12.2551	88.0741
	S	135.505	88.820	95.233	93.389	123.971	88.654	84.152	91.231	118.422	71.035	92.591	122.044	93.969	86.624	99.693
5	T	6.7547	10.1596	4.1070	8.9575	9.9402	6.6765	5.4500	8.0621	6.0237	7.8490	9.4152	4.8605	13.0645	12.1265	88.2560
	S	135.461	89.593	95.126	93.319	123.603	89.357	85.321	91.590	116.698	69.928	90.955	121.761	93.887	87.543	99.488
6	T	6.7409	10.0854	4.1168	9.0868	9.9891	6.7309	5.3964	8.0321	5.9158	7.7203	9.2451	4.8387	13.2036	12.1273	87.8983
	S	135.739	90.252	94.899	91.992	122.998	88.635	86.169	91.932	118.827	71.094	92.629	122.309	92.898	87.537	99.893
7	T	6.7123	10.2256	4.1274	8.9571	9.8766	6.7178	5.4323	8.2293	5.9375	7.7108	9.2198	4.8392	13.0845	12.1501	87.9857
	S	136.317	89.015	94.656	93.324	124.399	88.807	85.599	89.729	118.392	71.181	92.883	122.297	93.744	87.373	99.793
8	T	6.7791	9.9917	4.1748	8.9826	9.9529	6.8355	5.4936	8.3149	5.9275	7.6738	9.2977	4.8577	13.1574	12.3291	88.2818
	S	134.974	91.098	93.581	93.059	123.445	87.278	84.644	88.806	118.592	71.524	92.105	121.831	93.224	86.104	99.459
9	T			4.1118	9.1687	10.1172	6.8875	5.4379	8.2021	6.5895				13.2805	12.3254	259.8934
	S			95.015	91.170	121.440	86.619	85.511	90.027	106.678				92.360	86.130	33.785
10	T			4.2235	9.4375	10.1817	7.0757	5.5710	8.3025	6.0201				13.6610	12.6467	410.9078
	S			92.502	88.573	120.671	84.315	83.468	88.938	116.768				89.788	83.942	21.368
11	T	6.8848	10.3239	4.1303	8.8964	9.9829	6.6733	5.4621	8.0769	6.0019	7.7612	9.3923	4.9139	13.0267	12.1354	88.4999
	S	132.901	88.167	94.589	93.960	123.074	89.400	85.132	91.422	117.122	70.719	91.177	120.438	94.160	87.479	99.214
12	T	6.8510	10.1068	4.0650	8.7813	9.9696	6.5807	5.4369	8.0613	5.9283	7.6958	9.1465	4.8784	12.8463	12.0176	87.5016
	S	133.557	90.061	96.109	95.192	123.238	90.658	85.527	91.599	118.576	71.320	93.627	121.314	95.482	88.336	100.346
13	T	6.8459	9.9984	4.1138	8.8034	9.9567	6.6405	5.4305	8.0814	5.8863	7.6617	9.1713	4.9078	12.9172	12.0710	87.4977
	S	133.657	91.037	94.969	94.953	123.398	89.841	85.627	91.371	119.422	71.637	93.374	120.587	94.958	87.946	100.350
14	T	6.8143	10.2047	4.1986	8.9394	10.0658	6.6451	5.4010	8.0561	5.8742	7.8115	9.1687	4.8659	13.1380	12.0461	88.0453
	S	134.276	89.197	93.050	93.508	122.060	89.779	86.095	91.658	119.668	70.264	93.401	121.626	93.362	88.127	99.726
15	T	6.8280	10.0751	4.1732	8.8118	10.0305	6.6967	5.4678	8.0827	5.8848	7.9227	9.3179	4.8817	12.9850	12.1645	88.1729
	S	134.007	90.344	93.617	94.862	122.490	89.087	85.043	91.357	119.453	69.277	91.905	121.232	94.462	87.270	99.582
16	T	6.8293	10.1166	4.1733	8.8927	10.0638	6.6624	5.4339	8.1013	5.9117	7.6653	9.2214	4.8712	13.0660	12.0963	87.9429
	S	133.982	89.974	93.615	93.999	122.085	89.546	85.574	91.147	118.909	71.604	92.867	121.493	93.877	87.762	99.842
17	T	6.8341	10.8588	4.2200	9.2112	10.0526	7.2267	5.5724	8.3070	5.9538	7.6488	9.2383	4.8773	13.4312	12.7991	90.0010
	S	133.887	83.824	92.579	90.749	122.221	82.554	83.447	88.890	118.068	71.758	92.697	121.341	91.324	82.943	97.559
18	T			4.2183	9.0658	9.9311	6.9979	5.5383	8.0548	6.4226				13.2841	12.5362	558.1618
	S			92.616	92.205	123.716	85.253	83.961	91.673	109.450				92.335	84.682	15.731
19	T	6.9117	10.0764	4.1988	8.9197	9.9965	6.6458	5.5382	8.0975	5.9986	7.7536	9.2211	4.9472	13.1185	12.1840	88.3051
	S	132.384	90.333	93.046	93.715	122.907	89.770	83.962	91.190	117.186	70.788	92.870	119.627	93.501	87.130	99.433

**Event:** Promoter Test Day - IMS RC  
**Track:** Indianapolis Motor Speedway RC  
**Report:** Section Data Report  
**Session:** USF2000 Practice 2

2.439 mile(s)



USF2000

May 11, 2016

**Section Data for Car 3 - Lastochkin, Nikita**

Lap	T/S	PI to PO	PO to SF	SF to PI
1	T	469.5575	95.2438	
	S	3.025	84.633	
2	T			
	S			
3	T			
	S			
4	T			
	S			
5	T			
	S			
6	T			
	S			
7	T			
	S			
8	T			88.9665
	S			89.957
9	T	167.6577		
	S	8.473		
10	T	317.6251	93.1112	
	S	4.472	86.572	
11	T			
	S			
12	T			
	S			
13	T			
	S			
14	T			
	S			
15	T			
	S			
16	T			
	S			
17	T			90.9085
	S			88.036
18	T	467.5499	89.9067	
	S	3.038	89.657	
19	T			
	S			

Event: Promoter Test Day - IMS RC  
 Track: Indianapolis Motor Speedway RC  
 Report: Section Data Report  
 Session: USF2000 Practice 2

2.439 mile(s)   
 USF2000   
 May 11, 2016

Section Data for Car 3 - Lastochkin, Nikita

Lap	T/SF to I1	I1 to I2	I2 to I3A	I3A to I3	I3 to I4	I4 to I5A	I5A to I5	I5 to I6	I6 to I7	I7 to I8	I8 to I9	I9 to SF	I2 to I3	I4 to I5	Lap	
20	T	6.8864	10.1056	4.1032	8.9203	10.0540	6.7811	5.5618	8.0959	5.9258	7.6607	9.2277	4.9340	13.0235	12.3429	88.2565
	S	132.871	90.072	95.214	93.709	122.204	87.978	83.606	91.208	118.626	71.647	92.804	119.947	94.183	86.008	99.487
21	T	6.8676	10.0073	4.1412	8.8773	9.9929	6.7126	5.4907	8.1128	5.9114	7.6302	9.2175	4.9038	13.0185	12.2033	87.8653
	S	133.234	90.956	94.340	94.163	122.951	88.876	84.689	91.018	118.915	71.933	92.906	120.686	94.219	86.992	99.930
22	T	6.8513	10.1556	4.1787	8.8367	9.9822	6.6220	5.5035	8.0475	5.9233	7.6987	9.1457	4.8817	13.0154	12.1255	87.8269
	S	133.551	89.628	93.494	94.595	123.083	90.092	84.492	91.756	118.676	71.293	93.636	121.232	94.242	87.550	99.974
23	T	6.8764	10.2372	4.2683	8.9856	9.9773	6.6521	5.4507	8.1950	5.9035	7.7433	9.5332	4.9302	13.2539	12.1028	88.7528
	S	133.064	88.914	91.531	93.028	123.143	89.685	85.310	90.105	119.074	70.882	89.830	120.039	92.546	87.714	98.931
24	T	6.8240	10.0754	4.1059	8.9773	9.9681	6.5963	5.4773	8.1326	6.0036	7.8169	9.1692	4.8801	13.0832	12.0736	88.0267
	S	134.086	90.342	95.151	93.114	123.257	90.443	84.896	90.796	117.089	70.215	93.396	121.272	93.753	87.927	99.747
25	T	6.8071	10.0456	4.1946	8.9823	9.9610	6.6444	5.4326	10.2652	5.9398	7.7715	9.1490	4.8667	13.1769	12.0770	90.0598
	S	134.418	90.610	93.139	93.062	123.345	89.789	85.594	71.933	118.347	70.625	93.602	121.606	93.086	87.902	97.495
26	T									7.3681						
	S									95.405						

**Event:** Promoter Test Day - IMS RC  
**Track:** Indianapolis Motor Speedway RC  
**Report:** Section Data Report  
**Session:** USF2000 Practice 2

2.439 mile(s)



USF2000

May 11, 2016

**Section Data for Car 3 - Lastochkin, Nikita**

Lap	T/S	PI to PO	PO to SF	SF to PI
20	T			
	S			
21	T			
	S			
22	T			
	S			
23	T			
	S			
24	T			
	S			
25	T			90.6905
	S			88.247
26	T			
	S			

Event: Promoter Test Day - IMS RC  
Track: Indianapolis Motor Speedway RC  
Report: Section Data Report  
Session: USF2000 Practice 2

2.439 mile(s)   
USF2000  
May 11, 2016

Section Data for Car 33 - Agren, Ayla

Lap	T/SF to I1	I1 to I2	I2 to I3A	I3A to I3	I3 to I4	I4 to I5A	I5A to I5	I5 to I6	I6 to I7	I7 to I8	I8 to I9	I9 to SF	I2 to I3	I4 to I5	Lap	
1	T	6.8523	10.4931	4.2557	9.2316	9.9662	7.0846	5.5040	8.5617	6.0165	8.1186	9.2933	4.9189	13.4873	12.5886	90.2965
	S	133.532	86.745	91.802	90.549	123.280	84.210	84.484	86.246	116.838	67.606	92.148	120.315	90.944	84.330	97.240
2	T	6.7947	10.3589	4.2345	9.1446	10.0029	6.9992	5.5895	8.2732	5.9388	8.3627	9.2729	4.8901	13.3791	12.5887	89.8620
	S	134.664	87.869	92.262	91.410	122.828	85.237	83.192	89.253	118.366	65.632	92.351	121.024	91.680	84.329	97.710
3	T	6.7855	10.3708	4.2377	9.1320	9.9801	6.8862	5.4834	8.3792	5.9598	8.0644	9.1860	4.8522	13.3697	12.3696	89.3173
	S	134.846	87.768	92.192	91.536	123.109	86.636	84.801	88.124	117.949	68.060	93.225	121.969	91.744	85.823	98.306
4	T	6.7855	10.2720	4.3066	9.1290	9.9453	6.8108	5.5164	8.2476	5.9354	7.9072	9.1834	4.8626	13.4356	12.3272	88.9018
	S	134.846	88.612	90.717	91.566	123.539	87.595	84.294	89.530	118.434	69.413	93.251	121.708	91.294	86.118	98.765
5	T	6.7581	10.1360	4.2036	9.1487	9.9300	6.7735	5.5127	8.2266	5.9088	8.2647	9.2282	4.8405	13.3523	12.2862	88.9314
	S	135.393	89.801	92.940	91.369	123.730	88.077	84.351	89.759	118.967	66.411	92.799	122.264	91.864	86.405	98.732
6	T			4.4314	9.5449	10.0625	7.9081	6.0419	8.3678	5.9588				13.9763	13.9500	369.3207
	S			88.162	87.577	122.101	75.440	76.963	88.244	117.969				87.762	76.100	23.774
7	T	6.7570	10.2227	4.1887	9.0347	9.9300	6.9005	5.4758	8.2517	5.9764	8.0406	9.2181	4.8342	13.2234	12.3763	88.8304
	S	135.415	89.040	93.270	92.522	123.730	86.456	84.919	89.486	117.622	68.262	92.900	122.423	92.759	85.776	98.845
8	T	6.7323	10.2471	4.2309	9.0561	9.9715	6.7370	5.4562	8.2431	5.8947	7.7194	9.0834	4.8371	13.2870	12.1932	88.2088
	S	135.912	88.828	92.340	92.303	123.215	88.554	85.224	89.579	119.252	71.102	94.278	122.350	92.315	87.064	99.541
9	T	6.7376	12.2204	6.0735	11.6721	10.9367	8.4829	6.7073	9.3031	5.9492	7.7784	9.1427	4.8353	17.7456	15.1902	99.8392
	S	135.805	74.484	64.326	71.616	112.341	70.329	69.327	79.372	118.160	70.563	93.666	122.395	69.121	69.887	87.945
10	T			4.3095	9.3105	9.9764	6.9104	5.4512	8.2610	7.4320				13.6200	12.3616	359.2111
	S			90.656	89.781	123.154	86.332	85.302	89.385	94.585				90.058	85.878	24.444
11	T	6.8034	10.1567	4.1791	9.0024	9.9086	6.7678	5.4260	8.1777	5.9850	7.8227	9.1448	4.8637	13.1815	12.1938	88.2379
	S	134.492	89.618	93.485	92.854	123.997	88.151	85.698	90.295	117.453	70.163	93.645	121.681	93.054	87.060	99.508
12	T	6.7565	10.1562	4.1673	8.9907	9.9022	6.8227	5.4115	8.1647	5.9066	7.8597	9.1265	4.8367	13.1580	12.2342	88.1013
	S	135.425	89.623	93.749	92.975	124.077	87.442	85.928	90.439	119.012	69.833	93.833	122.360	93.220	86.772	99.663
13	T	6.7387	10.1751	4.1743	9.0731	9.8481	6.9294	5.6870	8.2251	5.8988	7.8061	9.1621	4.8380	13.2474	12.6164	88.5558
	S	135.783	89.456	93.592	92.130	124.759	86.096	81.765	89.775	119.169	70.312	93.468	122.327	92.591	84.144	99.151
14	T	6.7136	10.4157	4.1890	9.1276	9.9004	7.0948	5.4609	8.2447	5.9052	7.8853	9.1488	4.8281	13.3166	12.5557	88.9141
	S	136.291	87.390	93.264	91.580	124.100	84.088	85.151	89.562	119.040	69.606	93.604	122.578	92.110	84.551	98.751
15	T			4.7468	10.2573	10.3536	7.1258	5.4879	8.1612	5.9643				15.0041	12.6137	286.1397
	S			82.304	81.394	118.668	83.723	84.732	90.478	117.860				81.750	84.162	30.686
16	T			8.1237	12.4596	17.6372	10.7577	6.6231	8.5889	7.1573				20.5833	17.3808	588.1751
	S			48.092	67.090	69.662	55.457	70.209	85.972	98.215				59.592	61.078	14.928
17	T	6.8274	10.3988	4.1849	9.1316	9.9255	6.9136	5.5034	8.1248	6.0325	8.2894	9.3080	4.9056	13.3165	12.4170	89.5455
	S	134.019	87.532	93.355	91.540	123.786	86.292	84.493	90.883	116.528	66.213	92.003	120.641	92.111	85.495	98.055
18	T	6.7918	10.1426	4.1460	8.9925	9.8994	6.7511	5.4378	8.1255	5.9309	7.7783	9.1052	4.8725	13.1385	12.1889	87.9736
	S	134.721	89.743	94.231	92.956	124.112	88.369	85.513	90.876	118.524	70.563	94.052	121.461	93.359	87.095	99.807
19	T	6.7535	10.2448	4.1580	8.9875	9.8660	6.7504	5.4788	8.0958	5.9232	7.7679	9.1596	4.8467	13.1455	12.2292	88.0322
	S	135.485	88.848	93.959	93.008	124.532	88.379	84.873	91.209	118.678	70.658	93.494	122.107	93.309	86.808	99.741

**Event:** Promoter Test Day - IMS RC  
**Track:** Indianapolis Motor Speedway RC  
**Report:** Section Data Report  
**Session:** USF2000 Practice 2

2.439 mile(s)   
**USF2000**  
**May 11, 2016**

**Section Data for Car 33 - Agren, Ayla**

Lap	T/S	PI to PO	PO to SF	SF to PI
1	T	400.9542	93.8046	
	S	3.543	85.932	
2	T			
	S			
3	T			
	S			
4	T			
	S			
5	T			88.1928
	S			90.746
6	T	276.1570	93.7294	
	S	5.144	86.001	
7	T			
	S			
8	T			
	S			
9	T			105.8767
	S			75.593
10	T	263.0504	90.2338	
	S	5.409	89.332	
11	T			
	S			
12	T			
	S			
13	T			
	S			
14	T			88.1658
	S			90.774
15	T	186.1289		
	S	7.632		
16	T	462.2639	123.2607	
	S	3.073	65.396	
17	T			
	S			
18	T			
	S			
19	T			
	S			

**Event:** Promoter Test Day - IMS RC  
**Track:** Indianapolis Motor Speedway RC  
**Report:** Section Data Report  
**Session:** USF2000 Practice 2

2.439 mile(s)   
**USF2000**  
**May 11, 2016**

**Section Data for Car 33 - Agren, Ayla**

Lap	T/SF to I1	I1 to I2	I2 to I3A	I3A to I3	I3 to I4	I4 to I5A	I5A to I5	I5 to I6	I6 to I7	I7 to I8	I8 to I9	I9 to SF	I2 to I3	I4 to I5	Lap	
20	T	6.7498	10.2134	4.1757	8.9561	9.8402	6.7995	5.4331	8.1482	5.9482	7.8635	9.1914	4.8480	13.1318	12.2326	88.1671
	S	135.560	89.121	93.561	93.334	124.859	87.740	85.586	90.622	118.179	69.799	93.170	122.075	93.406	86.784	99.588
21	T	6.7069	10.1912	4.1715	9.0908	9.8155	6.6845	5.4938	8.1310	6.0465	7.9200	9.1007	4.8247	13.2623	12.1783	88.1771
	S	136.427	89.315	93.655	91.951	125.173	89.250	84.641	90.814	116.258	69.301	94.099	122.664	92.487	87.171	99.577
22	T	6.6457	10.6394	4.1168	9.0046	9.8384	6.7252	5.4429	8.1749	5.9133	7.9257	9.1720	4.8054	13.1214	12.1681	88.4043
	S	137.683	85.553	94.899	92.831	124.882	88.710	85.432	90.326	118.877	69.251	93.367	123.157	93.480	87.244	99.321
23	T	6.7371	10.0980	4.2019	9.0238	9.8490	6.7480	5.3957	8.1999	5.9906	8.4904	9.1274	4.8416	13.2257	12.1437	88.7034
	S	135.815	90.139	92.977	92.634	124.747	88.410	86.180	90.051	117.343	64.645	93.823	122.236	92.743	87.419	98.986
24	T	6.7453	10.1254	4.1571	9.0134	9.8666	6.7770	5.4385	8.1217	5.9281	7.8191	9.1124	4.8481	13.1705	12.2155	87.9527
	S	135.650	89.895	93.979	92.741	124.525	88.032	85.502	90.918	118.580	70.195	93.978	122.072	93.132	86.905	99.831
25	T	6.7199	11.0034	4.2266	9.1397	9.8681	6.7984	5.4190	8.1246	5.9119	7.8353	9.1720	4.8398	13.3663	12.2174	89.0587
	S	136.163	82.722	92.434	91.459	124.506	87.755	85.809	90.886	118.905	70.050	93.367	122.282	91.767	86.892	98.591
26	T									6.1961						
	S									113.451						

**Event:** Promoter Test Day - IMS RC  
**Track:** Indianapolis Motor Speedway RC  
**Report:** Section Data Report  
**Session:** USF2000 Practice 2

2.439 mile(s)



USF2000

May 11, 2016

**Section Data for Car 33 - Agren, Ayla**

Lap	T/S	PI to PO	PO to SF	SF to PI
20	T			
	S			
21	T			
	S			
22	T			
	S			
23	T			
	S			
24	T			
	S			
25	T			91.6927
	S			87.283
26	T			
	S			



Event: Promoter Test Day - IMS RC  
 Track: Indianapolis Motor Speedway RC  
 Report: Section Data Report  
 Session: USF2000 Practice 2

2.439 mile(s)   
 USF2000  
 May 11, 2016

Section Data for Car 34 - Kohl, Lucas (R)

Lap	T/SF to I1	I1 to I2	I2 to I3A	I3A to I3	I3 to I4	I4 to I5A	I5A to I5	I5 to I6	I6 to I7	I7 to I8	I8 to I9	I9 to SF	I2 to I3	I4 to I5	Lap	
1	T	6.8356	10.2029	4.1845	9.2285	10.0083	6.9769	5.4603	8.1825	6.0410	7.9610	9.2452	4.9263	13.4130	12.4372	89.2530
	S	133.858	89.213	93.364	90.579	122.762	85.509	85.160	90.242	116.364	68.944	92.628	120.134	91.448	85.356	98.377
2	T	6.7822	10.2038	4.1782	9.1211	9.9789	6.8341	5.4938	8.2258	5.9254	7.8561	9.2093	4.8962	13.2993	12.3279	88.7049
	S	134.912	89.205	93.505	91.646	123.123	87.296	84.641	89.767	118.634	69.865	92.989	120.873	92.230	86.113	98.984
3	T	6.8026	10.2654	4.2238	9.1563	9.9714	6.7603	5.4134	8.2505	5.8512	13.7881	9.8630	4.9167	13.3801	12.1737	95.2627
	S	134.507	88.669	92.495	91.293	123.216	88.249	85.898	89.499	120.139	39.807	86.826	120.369	91.673	87.204	92.170
4	T	6.7784	10.3153	4.2228	9.1511	9.9670	6.7740	5.5030	8.1316	5.9206	7.8705	9.2200	4.8735	13.3739	12.2770	88.7278
	S	134.988	88.241	92.517	91.345	123.270	88.071	84.499	90.807	118.730	69.737	92.881	121.436	91.715	86.470	98.959
5	T	6.7471	10.1238	4.2329	9.2468	10.0082	6.7354	5.5366	8.1288	5.9006	7.7710	9.2395	4.8626	13.4797	12.2720	88.5333
	S	135.614	89.910	92.296	90.400	122.763	88.575	83.987	90.839	119.133	70.630	92.685	121.708	90.995	86.505	99.176
6	T	6.7335	10.1450	4.1419	9.1458	9.9770	6.7124	5.4102	8.0830	5.9887	7.7813	9.2014	4.8554	13.2877	12.1226	88.1756
	S	135.888	89.722	94.324	91.398	123.147	88.879	85.949	91.353	117.380	70.536	93.069	121.889	92.310	87.571	99.579
7	T	6.7294	10.1306	4.2116	9.1315	9.9535	6.7861	5.4003	8.2619	5.9321	7.8147	9.3513	4.8464	13.3431	12.1864	88.5494
	S	135.971	89.849	92.763	91.541	123.438	87.914	86.106	89.375	118.500	70.235	91.577	122.115	91.927	87.113	99.158
8	T			4.3706	9.3936	10.1162	7.7067	5.8627	9.0487	5.9706				13.7642	13.5694	305.7329
	S			89.389	88.987	121.452	77.412	79.315	81.604	117.736				89.115	78.234	28.719
9	T	6.7710	10.2390	4.1936	9.2307	10.0245	6.7752	5.5334	8.2327	6.6261	7.9908	9.4032	4.8834	13.4243	12.3086	89.9036
	S	135.135	88.898	93.161	90.557	122.563	88.055	84.035	89.692	106.089	68.687	91.072	121.190	91.371	86.248	97.665
10	T			4.3826	9.4558	9.9981	7.2579	5.5752	8.2481	6.3679				13.8384	12.8331	389.2522
	S			89.144	88.402	122.887	82.199	83.405	89.525	110.390				88.637	82.723	22.557
11	T	6.7611	10.5172	4.1780	9.1892	9.9590	7.0511	5.4034	8.2075	5.9950	7.9485	9.2584	4.8724	13.3672	12.4545	89.3408
	S	135.333	86.547	93.509	90.966	123.369	84.610	86.057	89.968	117.257	69.052	92.496	121.463	91.761	85.238	98.280
12	T	6.7596	10.2782	4.1671	9.0606	9.8838	6.9894	5.4975	8.2178	5.9309	7.7497	9.2740	4.8653	13.2277	12.4869	88.6739
	S	135.363	88.559	93.754	92.258	124.308	85.357	84.584	89.855	118.524	70.824	92.340	121.641	92.729	85.016	99.019
13	T	6.7509	10.2916	4.1478	9.1955	9.8969	6.8362	5.4603	8.1428	6.0472	8.2659	9.1992	4.8207	13.3433	12.2965	89.0550
	S	135.537	88.444	94.190	90.904	124.144	87.269	85.160	90.682	116.245	66.401	93.091	122.766	91.926	86.333	98.595
14	T	6.7435	10.2399	4.2606	9.1189	10.1193	6.8921	5.4728	8.1401	5.8762	8.0738	9.2649	4.8543	13.3795	12.3649	89.0564
	S	135.686	88.890	91.696	91.668	121.415	86.562	84.966	90.713	119.627	67.981	92.431	121.916	91.677	85.855	98.594
15	T	6.7581	10.1613	4.1656	9.1785	10.0038	6.9082	5.4983	8.0994	5.8960	7.8573	9.1969	4.8576	13.3441	12.4065	88.5810
	S	135.393	89.578	93.788	91.073	122.817	86.360	84.572	91.168	119.226	69.854	93.114	121.833	91.920	85.567	99.123
16	T	6.7792	10.2626	4.1778	9.3437	10.0284	6.7557	5.4940	8.0620	5.9427	7.8160	9.1771	4.8639	13.5215	12.2497	88.7031
	S	134.972	88.694	93.514	89.462	122.516	88.309	84.638	91.591	118.289	70.223	93.315	121.676	90.714	86.663	98.986
17	T	6.7716	11.5563	5.2565	9.2517	10.3450	7.4885	5.7476	8.1998	5.9106	7.8256	9.3049	4.8633	14.5082	13.2361	92.5214
	S	135.123	78.765	74.324	90.352	118.766	79.668	80.903	90.052	118.931	70.137	92.034	121.691	84.545	80.204	94.901
18	T			4.1835	9.6078	10.1249	7.7472	6.9273	8.2593	5.9747				13.7913	14.6745	539.1733
	S			93.386	87.003	121.348	77.007	67.126	89.403	117.655				88.939	72.343	16.289
19	T	6.8077	10.3723	4.1265	9.1352	9.9380	7.5711	5.4935	8.2763	6.0093	7.8123	9.1999	4.8914	13.2617	13.0646	89.6335
	S	134.407	87.756	94.676	91.504	123.630	78.798	84.645	89.220	116.978	70.256	93.084	120.992	92.491	81.257	97.959

**Event:** Promoter Test Day - IMS RC  
**Track:** Indianapolis Motor Speedway RC  
**Report:** Section Data Report  
**Session:** USF2000 Practice 2

2.439 mile(s)



USF2000

May 11, 2016

**Section Data for Car 34 - Kohl, Lucas (R)**

Lap	T/S	PI to PO	PO to SF	SF to PI
1	T	406.0584	97.6637	
	S	3.498	82.536	
2	T			
	S			
3	T			
	S			
4	T			
	S			
5	T			
	S			
6	T			
	S			
7	T			99.6888
	S			80.282
8	T	202.7266	92.8259	
	S	7.007	86.838	
9	T			89.9685
	S			88.955
10	T	298.8621	89.4960	
	S	4.753	90.069	
11	T			
	S			
12	T			
	S			
13	T			
	S			
14	T			
	S			
15	T			
	S			
16	T			
	S			
17	T			92.2555
	S			86.750
18	T	447.9251	91.5226	
	S	3.171	88.074	
19	T			
	S			

Event: Promoter Test Day - IMS RC  
Track: Indianapolis Motor Speedway RC  
Report: Section Data Report  
Session: USF2000 Practice 2

2.439 mile(s)



USF2000

May 11, 2016

Section Data for Car 34 - Kohl, Lucas (R)

Lap	T/SF to I1	I1 to I2	I2 to I3A	I3A to I3	I3 to I4	I4 to I5A	I5A to I5	I5 to I6	I6 to I7	I7 to I8	I8 to I9	I9 to SF	I2 to I3	I4 to I5	Lap	
20	T	6.8336	10.1345	4.1487	9.0193	9.9540	6.6549	5.3585	8.2080	5.9560	7.8528	9.1996	4.9108	13.1680	12.0134	88.2307
	S	133.897	89.815	94.170	92.680	123.431	89.647	86.778	89.962	118.025	69.894	93.087	120.514	93.149	88.367	99.516
21	T	6.8166	10.2538	4.1340	9.0731	9.9510	6.6681	5.5091	8.0396	5.9539	7.9296	9.1454	4.9011	13.2071	12.1772	88.3753
	S	134.231	88.770	94.505	92.130	123.469	89.469	84.406	91.846	118.066	69.217	93.639	120.752	92.874	87.179	99.354
22	T	6.7826	10.0742	4.1644	9.1633	9.9480	6.6036	5.3971	8.1356	5.9170	7.8005	9.2297	4.8549	13.3277	12.0007	88.0709
	S	134.904	90.352	93.815	91.224	123.506	90.343	86.157	90.763	118.803	70.363	92.783	121.901	92.033	88.461	99.697
23	T	6.7602	10.1508	4.1887	9.0519	9.8980	6.7108	5.4431	8.8253	5.9132	7.8546	9.2127	4.8529	13.2406	12.1539	88.8622
	S	135.351	89.670	93.270	92.346	124.130	88.900	85.429	83.670	118.879	69.878	92.955	121.951	92.639	87.346	98.809
24	T	6.7800	10.2705	4.1374	9.1852	9.9192	6.7758	5.4741	8.1392	6.3507	8.1185	9.3991	4.8807	13.3226	12.2499	89.4304
	S	134.956	88.625	94.427	91.006	123.864	88.047	84.945	90.723	110.689	67.607	91.111	121.257	92.068	86.661	98.181
25	T	6.7605	11.4092	4.1443	9.2125	9.8981	6.6955	5.4819	8.1747	5.9148	7.7820	9.5536	4.8788	13.3568	12.1774	89.9059
	S	135.345	79.780	94.270	90.736	124.129	89.103	84.825	90.329	118.847	70.530	89.638	121.304	91.833	87.177	97.662
26	T	6.7294	10.2071	4.2048	9.1114	9.8635	6.8263	5.4594	8.2584	5.9346	8.1049	9.5039	4.8650	13.3162	12.2857	89.0687
	S	135.971	89.176	92.913	91.743	124.564	87.396	85.174	89.413	118.450	67.720	90.107	121.648	92.113	86.409	98.580
27	T	6.7364	10.2164	4.2476	9.2245	9.9307	6.7158	6.4030	8.7636	5.9480	7.7607	9.2575	4.8570	13.4721	13.1188	90.0612
	S	135.829	89.095	91.977	90.618	123.721	88.834	72.622	84.259	118.183	70.723	92.505	121.849	91.047	80.921	97.494
28	T															
	S									6.2601						
										112.291						

**Event:** Promoter Test Day - IMS RC  
**Track:** Indianapolis Motor Speedway RC  
**Report:** Section Data Report  
**Session:** USF2000 Practice 2

2.439 mile(s)



USF2000

May 11, 2016

**Section Data for Car 34 - Kohl, Lucas (R)**

Lap	T/SPI to PO	PO to SF	SF to PI
20	T		
	S		
21	T		
	S		
22	T		
	S		
23	T		
	S		
24	T		
	S		
25	T		
	S		
26	T		
	S		
27	T		93.6759
	S		85.435
28	T		
	S		

Event: Promoter Test Day - IMS RC  
Track: Indianapolis Motor Speedway RC  
Report: Section Data Report  
Session: USF2000 Practice 2

2.439 mile(s)   
USF2000  
May 11, 2016

Section Data for Car 44 - Finelli\*, Charles (R)

Lap	T/SF to I1	I1 to I2	I2 to I3A	I3A to I3	I3 to I4	I4 to I5A	I5A to I5	I5 to I6	I6 to I7	I7 to I8	I8 to I9	I9 to SF	I2 to I3	I4 to I5	Lap	
1	T	7.0303	10.8285	4.4234	9.6552	10.2340	7.6253	5.6949	8.5325	6.2778	8.2193	9.8504	5.0576	14.0786	13.3202	93.4292
	S	130.151	84.058	88.322	86.576	120.054	78.238	81.652	86.541	111.975	66.777	86.937	117.016	87.124	79.698	93.979
2	T	7.0056	10.7937	4.4130	9.6985	10.3148	7.9657	5.7236	8.4658	6.3120	8.1163	9.5944	5.0244	14.1115	13.6893	93.4278
	S	130.610	84.329	88.530	86.190	119.114	74.895	81.243	87.223	111.368	67.625	89.257	117.789	86.921	77.549	93.981
3	T	6.9917	10.6717	4.2884	9.8284	10.2639	7.3893	5.6780	8.5351	6.1450	8.0565	9.4948	4.9958	14.1168	13.0673	92.3386
	S	130.869	85.294	91.102	85.050	119.705	80.737	81.895	86.514	114.395	68.127	90.193	118.463	86.889	81.240	95.089
4	T	7.0324	10.6318	4.3453	9.7087	10.2363	7.1925	5.6842	8.3147	6.1981	8.3011	9.8947	5.0331	14.0540	12.8767	92.5729
	S	130.112	85.614	89.909	86.099	120.027	82.946	81.806	88.808	113.415	66.119	86.548	117.585	87.277	82.443	94.848
5	T	6.9744	10.5279	4.3388	9.8668	10.2355	7.0807	5.6111	8.5527	6.1021	8.2767	9.4829	4.9929	14.2056	12.6918	92.0425
	S	131.194	86.459	90.044	84.719	120.037	84.256	82.871	86.336	115.199	66.314	90.306	118.532	86.346	83.644	95.395
6	T	6.9603	10.7857	4.3750	9.7292	10.2588	7.0281	5.3886	8.6204	6.1842	8.0917	9.5492	4.9689	14.1042	12.4167	91.9401
	S	131.460	84.392	89.299	85.918	119.764	84.887	86.293	85.658	113.669	67.830	89.679	119.104	86.966	85.497	95.501
7	T	6.9662	10.5479	4.4502	9.5022	10.1739	7.1488	5.5608	8.3827	6.2459	8.0283	9.8033	5.0036	13.9524	12.7096	91.8138
	S	131.349	86.295	87.790	87.970	120.764	83.453	83.621	88.087	112.547	68.366	87.355	118.278	87.913	83.527	95.633
8	T	6.9696	10.7784	4.3774	9.6487	10.2351	7.4433	5.8960	8.3951	6.2284	7.7779	9.9576	5.0077	14.0261	13.3393	92.7152
	S	131.284	84.449	89.250	86.634	120.041	80.151	78.867	87.957	112.863	70.567	86.001	118.182	87.451	79.584	94.703
9	T			4.4495	9.5718	10.3604	7.4053	5.7915	8.9877	6.7736				14.0213	13.1968	694.0561
	S			87.804	87.330	118.590	80.563	80.290	82.158	103.779				87.481	80.443	12.651
10	T	7.0619	10.6090	4.3546	9.7239	10.2919	7.2654	5.8201	8.3742	7.1187	8.1704	9.7194	5.0373	14.0785	13.0855	93.5468
	S	129.569	85.798	89.717	85.964	119.379	82.114	79.896	88.177	98.748	67.177	88.109	117.487	87.125	81.127	93.861
11	T	7.0655	10.5635	4.4307	9.5686	10.3416	7.2282	5.7191	8.4073	6.1530	7.9594	9.9413	5.0384	13.9993	12.9473	92.4166
	S	129.503	86.167	88.176	87.360	118.805	82.537	81.306	87.830	114.246	68.958	86.142	117.462	87.618	81.993	95.009
12	T	7.0199	10.6112	4.4436	9.4527	10.2534	7.0546	5.6037	8.3820	6.1390	8.0825	9.5049	5.0135	13.8963	12.6583	91.5610
	S	130.344	85.780	87.920	88.431	119.827	84.568	82.981	88.095	114.506	67.908	90.097	118.045	88.267	83.865	95.897
13	T	7.0121	10.8216	4.4925	9.6944	10.3502	7.5685	6.3095	8.8563	6.1740	7.9253	9.7020	5.0090	14.1869	13.8780	93.9154
	S	130.489	84.112	86.963	86.226	118.707	78.826	73.698	83.377	113.857	69.255	88.267	118.151	86.459	76.495	93.493
14	T	7.0703	10.5341	4.3322	9.6053	10.3250	7.7913	5.6738	8.3144	6.4658	8.6781	9.9265	5.0715	13.9375	13.4651	93.7883
	S	129.415	86.408	90.181	87.026	118.996	76.571	81.956	88.811	108.719	63.247	86.270	116.695	88.007	78.840	93.619
15	T	7.0051									6.2327	8.2963	9.8338	5.0023		
	S	130.619								112.785	66.158	87.084	118.309			

**Event:** Promoter Test Day - IMS RC  
**Track:** Indianapolis Motor Speedway RC  
**Report:** Section Data Report  
**Session:** USF2000 Practice 2

2.439 mile(s)   
**USF2000**  
**May 11, 2016**

**Section Data for Car 44 - Finelli\*, Charles (R)**

Lap	T/S	PI to PO	PO to SF	SF to PI
1	T	401.3084	93.5612	
	S	3.540	86.155	
2	T			
	S			
3	T			
	S			
4	T			
	S			
5	T			
	S			
6	T			
	S			
7	T			
	S			
8	T			93.7709
	S			85.348
9	T	598.5015	95.5731	
	S	2.374	84.342	
10	T			
	S			
11	T			
	S			
12	T			
	S			
13	T			
	S			
14	T			
	S			
15	T			
	S			

Event: Promoter Test Day - IMS RC  
Track: Indianapolis Motor Speedway RC  
Report: Section Data Report  
Session: USF2000 Practice 2

2.439 mile(s)   
USF2000  
May 11, 2016

Section Data for Car 5 - McCusker, Austin (R)

Lap	T/SF to I1	I1 to I2	I2 to I3A	I3A to I3	I3 to I4	I4 to I5A	I5A to I5	I5 to I6	I6 to I7	I7 to I8	I8 to I9	I9 to SF	I2 to I3	I4 to I5	Lap	
1	T	6.9354	10.3972	4.2158	9.1157	10.0485	6.8463	5.5634	8.1421	6.0231	7.9199	9.3637	4.9575	13.3315	12.4097	89.5286
	S	131.932	87.545	92.671	91.700	122.271	87.141	83.582	90.690	116.710	69.302	91.456	119.378	92.007	85.545	98.074
2	T	6.8854	10.1620	4.1323	9.1572	10.0842	6.7565	5.5427	8.0674	5.9757	7.9670	9.2590	4.9266	13.2895	12.2992	88.9160
	S	132.890	89.572	94.543	91.284	121.838	88.299	83.894	91.530	117.636	68.892	92.490	120.127	92.298	86.314	98.749
3	T	6.7579	10.2949	4.2076	9.1395	10.0845	6.8602	5.4007	8.1717	5.9130	7.8132	9.2059	4.8711	13.3471	12.2609	88.7202
	S	135.397	88.415	92.851	91.461	121.834	86.964	86.100	90.362	118.883	70.248	93.023	121.496	91.899	86.583	98.967
4	T	6.8887	10.1160	4.1227	9.2126	10.0590	6.8713	5.5038	8.0788	5.9456	7.7435	9.2203	4.9199	13.3353	12.3751	88.6822
	S	132.826	89.979	94.764	90.735	122.143	86.824	84.487	91.401	118.231	70.881	92.878	120.291	91.981	85.784	99.010
5	T	6.8246	10.1460	4.1279	9.1485	10.0355	6.7935	5.4376	8.0326	5.9590	7.7177	9.2025	4.8773	13.2764	12.2311	88.3027
	S	134.074	89.713	94.644	91.371	122.429	87.818	85.516	91.927	117.965	71.118	93.058	121.341	92.389	86.794	99.435
6	T	6.8649	10.0940	4.1942	9.0925	10.0478	6.8306	5.3487	8.1230	5.9457	7.7695	9.1865	4.9050	13.2867	12.1793	88.4024
	S	133.287	90.175	93.148	91.934	122.279	87.341	86.937	90.903	118.229	70.643	93.220	120.656	92.317	87.164	99.323
7	T	6.8426	10.1649	4.1340	9.0082	10.0683	6.7787	5.4049	8.1005	5.9639	7.7853	9.2452	4.8851	13.1422	12.1836	88.3816
	S	133.721	89.546	94.505	92.794	122.030	88.010	86.033	91.156	117.868	70.500	92.628	121.148	93.332	87.133	99.346
8	T	6.8480	10.2475	4.2202	9.0626	10.0304	6.9306	5.5061	8.0414	6.0115	7.7643	9.2023	4.8834	13.2828	12.4367	88.7483
	S	133.616	88.824	92.574	92.237	122.491	86.081	84.452	91.826	116.935	70.691	93.060	121.190	92.344	85.360	98.936
9	T			4.2641	9.3681	10.1696	7.0458	5.4793	8.0727	5.9524				13.6322	12.5251	261.2530
	S			91.621	89.229	120.815	84.673	84.865	91.470	118.096				89.977	84.757	33.609
10	T	6.8858	10.1631	4.1480	9.0321	10.1346	6.9265	5.4935	8.1889	6.0608	7.8170	9.2180	4.9181	13.1801	12.4200	88.9864
	S	132.882	89.562	94.186	92.549	121.232	86.132	84.645	90.172	115.984	70.214	92.901	120.335	93.064	85.474	98.671
11	T			4.2234	9.1878	10.0495	7.1003	5.8941	8.3621	6.2638				13.4112	12.9944	349.0266
	S			92.504	90.980	122.258	84.023	78.892	88.304	112.225				91.460	81.696	25.157
12	T	6.8975	10.3344	4.2274	8.9842	10.0266	6.6894	5.3847	8.0596	5.9457	8.1148	9.2876	4.9191	13.2116	12.0741	88.8710
	S	132.657	88.077	92.417	93.042	122.538	89.185	86.356	91.619	118.229	67.637	92.205	120.310	92.842	87.923	98.799
13	T	6.8685	10.3317	4.1283	9.0247	9.9756	6.8261	5.4692	8.0665	5.9372	7.7962	9.3374	4.9084	13.1530	12.2953	88.6698
	S	133.217	88.100	94.635	92.625	123.164	87.399	85.022	91.540	118.398	70.401	91.713	120.573	93.256	86.341	99.024
14	T	6.8135	10.3959	4.1585	9.0926	9.9316	6.9613	5.4711	8.2258	5.8981	8.0571	9.2753	4.8694	13.2511	12.4324	89.1502
	S	134.292	87.556	93.948	91.933	123.710	85.701	84.992	89.767	119.183	68.122	92.327	121.538	92.565	85.389	98.490
15	T	6.8654	10.1963	4.1409	9.0335	10.0818	6.8787	5.3038	8.1492	5.9772	8.0103	9.2969	4.8969	13.1744	12.1825	88.8309
	S	133.277	89.270	94.347	92.534	121.867	86.730	87.673	90.611	117.606	68.520	92.113	120.856	93.104	87.141	98.844
16	T	6.8644	10.3302	4.2207	9.0702	10.0750	6.8696	5.4433	8.1731	5.9970	7.7864	9.1907	4.8869	13.2909	12.3129	88.9075
	S	133.296	88.113	92.563	92.160	121.949	86.845	85.426	90.346	117.218	70.490	93.177	121.103	92.288	86.218	98.759
17	T			4.1881	9.4963	10.1314	7.1073	5.5014	8.6803	5.9482				13.6844	12.6087	640.4336
	S			93.284	88.025	121.270	83.941	84.524	85.067	118.179				89.634	84.195	13.710
18	T	7.1911	10.3651	4.1263	8.9544	10.0413	6.7161	5.4262	8.1001	7.4809	9.4127	11.7482	5.3778	13.0807	12.1423	94.9402
	S	127.241	87.817	94.681	93.352	122.358	88.830	85.695	91.160	93.967	58.311	72.893	110.048	93.771	87.429	92.483
19	T	6.9360	10.1466	4.1451	8.9617	10.0182	6.6802	5.4519	8.2075	6.0209	7.8027	9.1869	4.9386	13.1068	12.1321	88.4963
	S	131.920	89.708	94.251	93.276	122.640	89.307	85.291	89.968	116.752	70.343	93.216	119.835	93.584	87.503	99.218

**Event:** Promoter Test Day - IMS RC  
**Track:** Indianapolis Motor Speedway RC  
**Report:** Section Data Report  
**Session:** USF2000 Practice 2

2.439 mile(s)



USF2000

May 11, 2016

**Section Data for Car 5 - McCusker, Austin (R)**

Lap	T/S	PI to PO	PO to SF	SF to PI
1	T	410.6621	93.1856	
	S	3.459	86.503	
2	T			
	S			
3	T			
	S			
4	T			
	S			
5	T			
	S			
6	T			
	S			
7	T			
	S			
8	T			88.4150
	S			90.518
9	T	172.7750	88.9637	
	S	8.222	90.608	
10	T			88.1310
	S			90.810
11	T	261.6431	88.4922	
	S	5.429	91.090	
12	T			
	S			
13	T			
	S			
14	T			
	S			
15	T			
	S			
16	T			87.1607
	S			91.821
17	T	551.4736	96.8654	
	S	2.576	83.216	
18	T			
	S			
19	T			
	S			



Event: Promoter Test Day - IMS RC  
 Track: Indianapolis Motor Speedway RC  
 Report: Section Data Report  
 Session: USF2000 Practice 2

2.439 mile(s)   
 USF2000  
 May 11, 2016

Section Data for Car 5 - McCusker, Austin (R)

Lap	T/SF to I1	I1 to I2	I2 to I3A	I3A to I3	I3 to I4	I4 to I5A	I5A to I5	I5 to I6	I6 to I7	I7 to I8	I8 to I9	I9 to SF	I2 to I3	I4 to I5	Lap	
20	T	6.8338	10.3290	4.1873	9.0984	9.9089	7.0776	5.5085	8.1935	6.0413	8.2528	9.2617	4.9199	13.2857	12.5861	89.6127
	S	133.893	88.123	93.302	91.874	123.993	84.293	84.415	90.121	116.358	66.506	92.463	120.291	92.324	84.346	97.982
21	T	6.8693	10.1476	4.1345	9.0516	9.9894	6.6258	5.4600	8.0852	5.9233	7.8080	9.1687	4.9120	13.1861	12.0858	88.1754
	S	133.201	89.699	94.493	92.349	122.994	90.041	85.165	91.328	118.676	70.295	93.401	120.484	93.022	87.838	99.579
22	T	6.8449	10.0974	4.1337	9.0269	9.9812	6.7050	5.4442	8.0801	5.9441	7.9526	9.1376	4.8902	13.1606	12.1492	88.2379
	S	133.676	90.145	94.511	92.602	123.095	88.977	85.412	91.386	118.261	69.017	93.719	121.021	93.202	87.379	99.508
23	T	6.8425	10.1934	4.1328	9.0719	9.9471	6.7790	5.4454	8.0310	5.9402	7.8038	9.1321	4.8871	13.2047	12.2244	88.2063
	S	133.723	89.296	94.532	92.143	123.517	88.006	85.393	91.945	118.339	70.333	93.775	121.098	92.890	86.842	99.544
24	T	6.8334	10.2252	4.1967	9.0374	9.9819	6.6026	5.4281	8.0467	5.9841	7.9138	9.1295	4.8778	13.2341	12.0307	88.2572
	S	133.901	89.018	93.093	92.494	123.086	90.357	85.665	91.765	117.470	69.355	93.802	121.329	92.684	88.240	99.487
25	T	6.8342	10.2932	4.1338	9.1944	9.8965	6.8320	5.5250	8.0309	5.9407	7.9021	9.2039	4.8908	13.3282	12.3570	88.6775
	S	133.885	88.430	94.509	90.915	124.149	87.323	84.163	91.946	118.329	69.458	93.044	121.006	92.030	85.910	99.015
26	T	6.8368	10.2168	4.1331	9.0840	9.9407	6.7659	5.3372	8.0450	5.9804	8.2575	9.6948	4.9116	13.2171	12.1031	89.2038
	S	133.835	89.091	94.525	92.020	123.597	88.176	87.124	91.785	117.543	66.468	88.332	120.494	92.803	87.712	98.431
27	T	6.7800	10.1598	4.2399	9.0719	9.8974	6.8041	5.5843	8.4305	5.9272	7.8476	9.1378	4.8728	13.3118	12.3884	88.7533
	S	134.956	89.591	92.144	92.143	124.137	87.681	83.269	87.588	118.598	69.940	93.717	121.453	92.143	85.692	98.930
28	T	6.8512	11.1968	4.4154	9.1676	10.0393	6.8256	5.4219	8.1440	6.1873	7.9315	9.1524	4.9034	13.5830	12.2475	90.2364
	S	133.553	81.294	88.482	91.181	122.383	87.405	85.763	90.669	113.612	69.200	93.567	120.695	90.303	86.678	97.304
29	T									6.3202						
	S									111.223						

**Event:** Promoter Test Day - IMS RC  
**Track:** Indianapolis Motor Speedway RC  
**Report:** Section Data Report  
**Session:** USF2000 Practice 2

2.439 mile(s)



USF2000

May 11, 2016

**Section Data for Car 5 - McCusker, Austin (R)**

Lap	T/SPI to PO	PO to SF	SF to PI
20	T		
	S		
21	T		
	S		
22	T		
	S		
23	T		
	S		
24	T		
	S		
25	T		
	S		
26	T		
	S		
27	T		
	S		
28	T		90.3947
	S		88.536
29	T		
	S		

Event: Promoter Test Day - IMS RC  
Track: Indianapolis Motor Speedway RC  
Report: Section Data Report  
Session: USF2000 Practice 2

2.439 mile(s)   
USF2000  
May 11, 2016

Section Data for Car 6 - Hanratty, Max

Lap	T/SF to I1	I1 to I2	I2 to I3A	I3A to I3	I3 to I4	I4 to I5A	I5A to I5	I5 to I6	I6 to I7	I7 to I8	I8 to I9	I9 to SF	I2 to I3	I4 to I5	Lap	
1	T	6.9800	10.7086	4.2692	9.2390	10.1722	7.1328	5.6471	8.4005	6.2157	8.2423	9.3626	4.9757	13.5082	12.7799	91.3457
	S	131.089	85.000	91.512	90.476	120.784	83.640	82.343	87.901	113.093	66.591	91.466	118.942	90.803	83.067	96.123
2	T	6.9194	10.6422	4.2873	9.1131	10.1240	6.9995	5.4989	8.2382	6.0726	7.8939	9.3615	4.9595	13.4004	12.4984	90.1101
	S	132.237	85.530	91.125	91.726	121.359	85.233	84.562	89.632	115.758	69.530	91.477	119.330	91.534	84.938	97.441
3	T	6.8902	10.3188	4.2165	9.1255	10.0715	6.9127	5.5151	8.2919	5.9955	7.9083	9.2309	4.9277	13.3420	12.4278	89.4046
	S	132.797	88.211	92.655	91.601	121.991	86.304	84.314	89.052	117.247	69.403	92.771	120.100	91.935	85.421	98.210
4	T	6.9004	10.3898	4.2141	9.1364	10.0816	7.0049	5.4374	8.3821	6.0161	7.9682	9.2242	4.9226	13.3505	12.4423	89.6778
	S	132.601	87.608	92.708	91.492	121.869	85.168	85.519	88.094	116.846	68.882	92.839	120.225	91.876	85.321	97.911
5	T	6.8778	10.3099	4.4391	10.0313	11.8825	9.2086	6.6904	9.4361	6.0796	7.7472	8.6709	5.5779	14.4704	15.8990	96.9513
	S	133.037	88.287	88.009	83.330	103.399	64.786	69.503	78.254	115.625	70.847	98.763	106.101	84.766	66.771	90.565
6	T			4.3336	9.5795	10.1999	7.3234	5.4813	8.1388	7.7854				13.9131	12.8047	201.2631
	S			90.152	87.260	120.456	81.464	84.834	90.727	90.291				88.161	82.906	43.626
7	T	6.8680	10.5041	4.2361	9.1454	10.1032	6.8691	5.4582	8.1981	6.0843	8.2129	9.1346	4.9131	13.3815	12.3273	89.7271
	S	133.227	86.654	92.227	91.402	121.609	86.851	85.193	90.071	115.536	66.829	93.749	120.457	91.663	86.117	97.857
8	T	6.8687	10.2552	4.2026	9.2266	10.1406	6.9658	5.4486	8.3157	6.0238	8.0888	9.3165	4.9128	13.4292	12.4144	89.7657
	S	133.213	88.758	92.962	90.598	121.160	85.646	85.343	88.797	116.696	67.855	91.919	120.465	91.338	85.513	97.815
9	T	6.8516	10.3426	4.1988	9.1803	10.1175	6.9312	5.4988	8.4987	6.0752	7.9171	9.2060	4.9058	13.3791	12.4300	89.7236
	S	133.545	88.008	93.046	91.055	121.437	86.073	84.564	86.885	115.709	69.326	93.022	120.636	91.680	85.406	97.861
10	T	6.7667	10.3972	4.2402	9.2166	10.0504	6.9732	5.6658	8.3730	6.2918	8.1584	9.2612	4.8713	13.4568	12.6390	90.2658
	S	135.221	87.545	92.138	90.696	122.248	85.555	82.071	88.189	111.726	67.276	92.468	121.491	91.150	83.993	97.273
11	T			4.5184	9.7504	10.1808	7.2757	5.5656	8.3031	6.2450				14.2688	12.8413	551.5199
	S			86.465	85.731	120.682	81.998	83.549	88.932	112.563				85.963	82.670	15.920
12	T	6.9398	10.4334	4.2044	8.9772	10.0509	6.9074	5.3192	8.3566	6.0287	7.9929	9.1191	4.9252	13.1816	12.2266	89.2548
	S	131.848	87.242	92.922	93.115	122.241	86.370	87.419	88.362	116.601	68.669	93.909	120.161	93.053	86.826	98.375
13	T	6.9273	10.3104	4.1900	8.9729	10.1203	6.7571	5.4099	8.1888	6.0365	7.7809	9.1213	4.9393	13.1629	12.1670	88.7547
	S	132.086	88.282	93.241	93.159	121.403	88.291	85.954	90.173	116.451	70.540	93.886	119.818	93.185	87.252	98.929
14	T	6.8984	10.1533	4.1621	9.0913	10.1414	6.8110	5.3736	8.1655	5.9885	7.7511	8.5281	5.5659	13.2534	12.1846	88.6302
	S	132.639	89.648	93.867	91.946	121.151	87.592	86.534	90.430	117.384	70.811	100.417	106.329	92.549	87.126	99.068
15	T	6.8889	10.1283	4.2444	9.0307	10.1370	6.7689	5.3683	8.1535	5.9676	7.7647	9.2280	4.9179	13.2751	12.1372	88.5982
	S	132.822	89.870	92.046	92.563	121.203	88.137	86.620	90.563	117.795	70.687	92.801	120.340	92.398	87.466	99.104
16	T	6.9029	11.0792	4.2446	9.0258	10.0876	6.7216	5.4625	8.1649	5.9457	7.7241	9.2159	4.9234	13.2704	12.1841	89.4982
	S	132.553	82.156	92.042	92.613	121.797	88.757	85.126	90.437	118.229	71.059	92.922	120.205	92.431	87.129	98.107
17	T			4.3091	9.3748	10.1768	7.2030	5.3988	8.1668	6.2492				13.6839	12.6018	451.5982
	S			90.664	89.166	120.729	82.825	86.130	90.416	112.487				89.638	84.241	19.443
18	T	6.9437	10.2021	4.2090	9.2162	10.1250	6.8100	5.5074	8.1889	6.0286	7.9381	9.2808	4.9660	13.4252	12.3174	89.4158
	S	131.774	89.220	92.821	90.700	121.347	87.605	84.432	90.172	116.603	69.143	92.273	119.174	91.365	86.186	98.197
19	T	6.9387	10.1216	4.1734	9.0664	10.0709	6.7553	5.4637	8.2132	6.0387	7.7223	9.2447	4.9636	13.2398	12.2190	88.7725
	S	131.869	89.929	93.612	92.199	121.999	88.314	85.107	89.905	116.408	71.075	92.633	119.232	92.644	86.880	98.909

**Event:** Promoter Test Day - IMS RC  
**Track:** Indianapolis Motor Speedway RC  
**Report:** Section Data Report  
**Session:** USF2000 Practice 2

2.439 mile(s)



USF2000

May 11, 2016

**Section Data for Car 6 - Hanratty, Max**

Lap	T/S	PI to PO	PO to SF	SF to PI
1	T	406.6004	91.6217	
	S	3.494	87.979	
2	T			
	S			
3	T			
	S			
4	T			
	S			
5	T			102.5996
	S			78.004
6	T	102.0685	93.8156	
	S	13.918	85.922	
7	T			
	S			
8	T			
	S			
9	T			
	S			
10	T			92.2910
	S			86.717
11	T	452.1467	96.8312	
	S	3.143	83.246	
12	T			
	S			
13	T			
	S			
14	T			
	S			
15	T			
	S			
16	T			93.3879
	S			85.698
17	T	355.7548	92.3581	
	S	3.993	87.278	
18	T			
	S			
19	T			
	S			

Event: Promoter Test Day - IMS RC  
 Track: Indianapolis Motor Speedway RC  
 Report: Section Data Report  
 Session: USF2000 Practice 2

2.439 mile(s)   
 USF2000   
 May 11, 2016

Section Data for Car 6 - Hanratty, Max

Lap	T/SF to I1	I1 to I2	I2 to I3A	I3A to I3	I3 to I4	I4 to I5A	I5A to I5	I5 to I6	I6 to I7	I7 to I8	I8 to I9	I9 to SF	I2 to I3	I4 to I5	Lap	
20	T	6.9217	10.1330	4.2153	9.0719	10.0012	7.0339	5.4678	8.1605	5.9807	7.7772	9.1664	4.9545	13.2872	12.5017	88.8841
	S	132.193	89.828	92.682	92.143	122.849	84.817	85.043	90.486	117.537	70.573	93.424	119.451	92.314	84.916	98.785
21	T	6.9258	10.1855	4.2011	9.0778	10.1034	6.7510	5.4050	8.2750	5.9720	7.6611	9.2552	4.9459	13.2789	12.1560	88.7588
	S	132.115	89.365	92.995	92.083	121.606	88.371	86.031	89.234	117.708	71.643	92.528	119.658	92.371	87.331	98.924
22	T	6.9265	10.2706	4.3904	9.0019	10.0385	6.7307	5.4166	8.2760	5.9786	7.8143	9.2320	4.9375	13.3923	12.1473	89.0136
	S	132.101	88.625	88.985	92.859	122.392	88.637	85.847	89.223	117.578	70.238	92.760	119.862	91.589	87.393	98.641
23	T	6.9029	10.2601	4.2719	9.1064	10.0761	6.8366	5.4277	8.1721	6.0519	7.7647	9.2387	4.9236	13.3783	12.2643	89.0327
	S	132.553	88.715	91.454	91.794	121.936	87.264	85.672	90.357	116.154	70.687	92.693	120.200	91.685	86.559	98.620
24	T	6.9069	10.2834	4.2088	9.0303	10.0965	6.7551	5.4795	8.1314	6.1050	7.8543	9.3668	4.9332	13.2391	12.2346	89.1512
	S	132.476	88.514	92.825	92.567	121.689	88.317	84.862	90.810	115.144	69.881	91.425	119.966	92.649	86.770	98.489
25	T	6.8974	10.1938	4.2100	9.0433	10.0228	7.1875	5.5783	8.2497	5.9732	7.7725	9.2251	4.9219	13.2533	12.7658	89.2755
	S	132.659	89.292	92.799	92.434	122.584	83.004	83.359	89.507	117.685	70.616	92.830	120.242	92.550	83.159	98.352
26	T	6.8930	10.2833	4.1914	9.5469	9.9454	7.1110	5.4262	8.1512	5.9957	7.9603	9.2819	4.9363	13.7383	12.5372	89.7226
	S	132.743	88.515	93.210	87.558	123.538	83.897	85.695	90.589	117.243	68.950	92.262	119.891	89.283	84.675	97.862
27	T	6.8862	10.1642	4.3541	9.0859	10.1074	6.8393	5.4459	8.2936	5.9711	7.8643	9.1865	4.9252	13.4400	12.2852	89.1237
	S	132.874	89.552	89.727	92.001	121.558	87.230	85.385	89.034	117.726	69.792	93.220	120.161	91.264	86.412	98.519
28	T	6.8549	11.1068	4.4659	9.4690	10.1188	7.1855	5.5779	8.5452	6.0085	7.7104	9.2459	4.9216	13.9349	12.7634	91.2104
	S	133.481	81.952	87.481	88.278	121.421	83.027	83.365	86.412	116.993	71.185	92.621	120.249	88.023	83.175	96.265
29	T									6.7667						
	S									103.884						

**Event:** Promoter Test Day - IMS RC  
**Track:** Indianapolis Motor Speedway RC  
**Report:** Section Data Report  
**Session:** USF2000 Practice 2

2.439 mile(s)



USF2000

May 11, 2016

**Section Data for Car 6 - Hanratty, Max**

Lap	T/SPI to PO	PO to SF	SF to PI
20	T		
	S		
21	T		
	S		
22	T		
	S		
23	T		
	S		
24	T		
	S		
25	T		
	S		
26	T		
	S		
27	T		
	S		
28	T		96.6870
	S		82.774
29	T		
	S		

Event: Promoter Test Day - IMS RC  
 Track: Indianapolis Motor Speedway RC  
 Report: Section Data Report  
 Session: USF2000 Practice 2

2.439 mile(s)   
 USF2000  
 May 11, 2016

Section Data for Car 7 - VandenBush, Dale (R)

Lap	T/SF to I1	I1 to I2	I2 to I3A	I3A to I3	I3 to I4	I4 to I5A	I5A to I5	I5 to I6	I6 to I7	I7 to I8	I8 to I9	I9 to SF	I2 to I3	I4 to I5	Lap	
1	T	7.1964	11.3592	4.3650	9.7975	10.5187	7.2942	5.9192	8.7601	6.2872	8.3796	9.8982	5.1701	14.1625	13.2134	94.9454
	S	127.147	80.131	89.503	85.319	116.805	81.790	78.558	84.292	111.807	65.500	86.517	114.469	86.608	80.342	92.478
2	T	7.1323	10.9654	4.3141	9.6458	10.4835	7.3309	5.6719	8.6121	6.3933	9.1204	9.8462	5.1142	13.9599	13.0028	94.6301
	S	128.290	83.009	90.559	86.660	117.197	81.380	81.983	85.741	109.952	60.180	86.974	115.721	87.865	81.643	92.787
3	T	7.1005	11.2230	4.3490	9.7506	10.3385	7.2840	5.5845	8.8189	6.2927	8.2145	9.6493	5.0701	14.0996	12.8685	93.6756
	S	128.864	81.104	89.833	85.729	118.841	81.904	83.266	83.730	111.710	66.816	88.749	116.727	86.995	82.495	93.732
4	T	7.0338	10.6651	4.3656	9.7055	10.3872	7.1498	5.7250	8.5113	6.1257	11.0070	10.0130	5.0452	14.0711	12.8748	95.7342
	S	130.086	85.346	89.491	86.127	118.284	83.442	81.223	86.756	114.755	49.865	85.525	117.303	87.171	82.455	91.716
5	T	7.0071	10.6743	4.4114	9.5643	10.3314	7.1993	5.6051	8.5621	6.1557	8.1751	9.6626	5.0263	13.9757	12.8044	92.3747
	S	130.582	85.273	88.562	87.399	118.923	82.868	82.960	86.242	114.196	67.138	88.627	117.744	87.766	82.908	95.052
6	T	6.9882	10.6399	4.4023	9.4982	10.3651	7.0702	5.5246	8.5272	6.1669	8.2073	9.5223	4.9985	13.9005	12.5948	91.9107
	S	130.935	85.548	88.745	88.007	118.536	84.381	84.169	86.595	113.988	66.875	89.932	118.399	88.241	84.288	95.532
7	T	6.9814	10.7740	4.4532	9.6123	10.3128	7.5694	5.6013	8.8110	6.2381	8.4418	9.5984	5.0006	14.0655	13.1707	93.3943
	S	131.063	84.484	87.731	86.962	119.137	78.816	83.016	83.805	112.687	65.017	89.219	118.349	87.206	80.602	94.014
8	T	7.0339	17.2380	4.9373	10.2764	10.4739	8.0060	7.6513	9.3857	6.2869	8.2882	9.5671	5.0233	15.2137	15.6573	104.1680
	S	130.084	52.804	79.129	81.343	117.305	74.518	60.774	78.674	111.813	66.222	89.511	117.815	80.624	67.802	84.291
9	T			5.3630	11.4380	11.1259	8.0400	6.3865	8.9704	6.9612				16.8010	14.4265	1598.5600
	S			72.848	73.082	110.430	74.203	72.810	82.316	100.982				73.007	73.586	5.493
10	T	7.1636	11.6034	4.4163	9.6554	10.5993	7.3266	5.7272	8.4951	6.7722	8.7793	9.9419	5.1309	14.0717	13.0538	95.6112
	S	127.729	78.445	88.464	86.574	115.917	81.428	81.192	86.922	103.800	62.518	86.137	115.344	87.167	81.324	91.834
11	T	7.1214	10.9383	4.3355	10.5986	10.5069	7.3240	5.7022	8.5352	6.2455	8.2558	9.3795	5.0756	14.9341	13.0262	94.0185
	S	128.486	83.215	90.112	78.870	116.936	81.457	81.547	86.513	112.554	66.482	91.302	116.601	82.134	81.497	93.390
12	T	7.1292	10.8950	4.4569	9.5264	10.3021	7.2951	5.7104	8.3940	6.3223	8.2290	9.4385	5.0936	13.9833	13.0055	92.7925
	S	128.345	83.545	87.658	87.747	119.261	81.780	81.430	87.969	111.187	66.699	90.731	116.189	87.718	81.626	94.624
13	T	7.1170	10.8164	4.3248	9.5312	10.3769	7.6520	5.6016	8.5082	6.1779	8.5847	9.5405	5.1093	13.8560	13.2536	93.3405
	S	128.565	84.153	90.335	87.702	118.401	77.965	83.012	86.788	113.785	63.935	89.761	115.832	88.524	80.098	94.068
14	T	7.1022	10.4000	4.3666	9.4618	10.3331	7.1451	5.6517	8.3773	6.1674	8.1434	9.4913	5.0772	13.8284	12.7968	91.7171
	S	128.833	87.522	89.470	88.346	118.903	83.497	82.276	88.144	113.979	67.400	90.226	116.564	88.701	82.958	95.734
15	T	7.0863	10.5596	4.2939	9.3629	10.2737	7.3885	5.6818	8.4329	6.2456	7.9271	9.5018	5.0487	13.6568	13.0703	91.8028
	S	129.122	86.199	90.985	89.279	119.590	80.746	81.840	87.563	112.552	69.239	90.126	117.222	89.815	81.222	95.644
16	T	7.0264	10.5796	4.2888	9.5155	10.2629	7.1289	5.6955	8.4531	6.1765	8.0615	9.4135	5.0297	13.8043	12.8244	91.6319
	S	130.223	86.036	91.094	87.847	119.716	83.686	81.643	87.354	113.811	68.085	90.972	117.665	88.856	82.779	95.823
17	T	7.0294	10.6724	4.3007	9.2671	10.1994	7.1050	5.4711	8.5198	6.4852	8.3292	9.5193	5.0302	13.5678	12.5761	91.9288
	S	130.168	85.288	90.841	90.202	120.462	83.968	84.992	86.670	108.394	65.896	89.961	117.653	90.405	84.413	95.513
18	T	7.0481	10.4421	4.3048	9.3667	10.2942	7.0167	5.5603	8.3764	6.2369	8.1952	9.4810	5.0430	13.6715	12.5770	91.3654
	S	129.822	87.169	90.755	89.243	119.352	85.024	83.629	88.154	112.709	66.974	90.324	117.354	89.719	84.407	96.102
19	T	6.9964	10.6330	4.3248	9.3171	10.1734	7.0394	5.6104	8.3447	6.2716	9.4212	9.7989	5.5871	13.6419	12.6498	93.5180
	S	130.782	85.604	90.335	89.718	120.769	84.750	82.882	88.488	112.085	58.258	87.394	105.926	89.913	83.922	93.890

**Event:** Promoter Test Day - IMS RC  
**Track:** Indianapolis Motor Speedway RC  
**Report:** Section Data Report  
**Session:** USF2000 Practice 2

2.439 mile(s)   
**USF2000**  
**May 11, 2016**

**Section Data for Car 7 - VandenBush, Dale (R)**

Lap	T/S	PI to PO	PO to SF	SF to PI
1	T	423.0851	97.2385	
	S	3.358	82.897	
2	T			
	S			
3	T			
	S			
4	T			
	S			
5	T			
	S			
6	T			
	S			
7	T			
	S			
8	T			105.7772
	S			75.661
9	T	1497.8400	100.5696	
	S	0.948	80.151	
10	T			
	S			
11	T			
	S			
12	T			
	S			
13	T			
	S			
14	T			
	S			
15	T			
	S			
16	T			
	S			
17	T			
	S			
18	T			
	S			
19	T			
	S			



**Event:** Promoter Test Day - IMS RC  
**Track:** Indianapolis Motor Speedway RC  
**Report:** Section Data Report  
**Session:** USF2000 Practice 2

2.439 mile(s)



USF2000

May 11, 2016

**Section Data for Car 7 - VandenBush, Dale (R)**

Lap	T/SF to I1	I1 to I2	I2 to I3A	I3A to I3	I3 to I4	I4 to I5A	I5A to I5	I5 to I6	I6 to I7	I7 to I8	I8 to I9	I9 to SF	I2 to I3	I4 to I5	Lap	
20	T	7.0368	10.3879	4.2996	9.3024	10.2866	6.9672	5.4599	8.6202	6.1347	8.3071	9.3922	5.0292	13.6020	12.4271	91.2238
	S	130.031	87.624	90.865	89.860	119.440	85.629	85.166	85.660	114.587	66.072	91.178	117.676	90.177	85.425	96.251
21	T	8.3581	14.1807	5.7489	10.7763	11.4421	8.4688	6.8446	10.4879	6.2633	7.9693	9.5401	5.0424	16.5252	15.3134	105.1225
	S	109.475	64.188	67.958	77.569	107.379	70.446	67.937	70.406	112.234	68.872	89.765	117.368	74.225	69.324	83.525
22	T								8.9985							
	S								78.119							

**Event:** Promoter Test Day - IMS RC  
**Track:** Indianapolis Motor Speedway RC  
**Report:** Section Data Report  
**Session:** USF2000 Practice 2

2.439 mile(s)



USF2000

May 11, 2016

**Section Data for Car 7 - VandenBush, Dale (R)**

Lap	T/SPI to PO	PO to SF	SF to PI
20	T		
	S		
21	T		112.4302
	S		71.184
22	T		
	S		

**Event:** Promoter Test Day - IMS RC  
**Track:** Indianapolis Motor Speedway RC  
**Report:** Section Data Report  
**Session:** USF2000 Practice 2

2.439 mile(s)   
**USF2000**  
**May 11, 2016**

**Section Data for Car 72 - Ottis, Tazio (R)**

Lap	T/SF to I1	I1 to I2	I2 to I3A	I3A to I3	I3 to I4	I4 to I5A	I5A to I5	I5 to I6	I6 to I7	I7 to I8	I8 to I9	I9 to SF	I2 to I3	I4 to I5	Lap	
1	T	6.9027	10.5802	4.2444	9.1322	10.0772	7.0256	5.4874	8.3782	6.0597	7.9813	9.3966	4.9597	13.3766	12.5130	90.2252
	S	132.557	86.031	92.046	91.534	121.922	84.917	84.740	88.135	116.005	68.769	91.135	119.325	91.697	84.839	97.316
2	T	6.8527	10.7917	6.4117	9.4604	10.1291	6.8388	5.4411	8.2789	6.0263	8.2140	9.3435	4.9299	15.8721	12.2799	92.7181
	S	133.524	84.345	60.933	88.359	121.298	87.236	85.461	89.192	116.648	66.821	91.653	120.047	77.280	86.449	94.700
3	T	6.8701	10.4240	4.2847	9.1206	10.1229	6.9810	5.4390	8.3142	5.9876	7.8108	9.3206	4.9264	13.4053	12.4200	89.6019
	S	133.186	87.320	91.181	91.651	121.372	85.459	85.494	88.813	117.402	70.270	91.879	120.132	91.500	85.474	97.993
4	T	6.8881	10.3903	4.3310	9.1347	10.1107	6.8543	5.4431	8.4319	5.9870	7.7632	9.3909	4.9430	13.4657	12.2974	89.6682
	S	132.838	87.604	90.206	91.509	121.518	87.039	85.429	87.573	117.413	70.701	91.191	119.729	91.090	86.326	97.921
5	T	6.8590	10.2094	4.2828	9.1559	10.1825	6.7559	5.4393	8.3405	6.0291	7.8341	9.2776	4.9168	13.4387	12.1952	89.2829
	S	133.401	89.156	91.221	91.297	120.662	88.307	85.489	88.533	116.594	70.061	92.304	120.367	91.273	87.050	98.344
6	T	6.8949	10.2492	4.2726	9.1364	10.1640	6.8103	5.4438	8.3700	6.0066	7.8558	9.2329	4.9374	13.4090	12.2541	89.3739
	S	132.707	88.810	91.439	91.492	120.881	87.601	85.418	88.221	117.030	69.867	92.751	119.864	91.475	86.631	98.243
7	T	6.8745	10.2618	4.2483	9.0002	10.1127	6.8135	5.3941	8.3525	6.0824	7.8326	9.2145	4.9100	13.2485	12.2076	89.0971
	S	133.101	88.701	91.962	92.877	121.494	87.560	86.205	88.406	115.572	70.074	92.937	120.533	92.583	86.961	98.549
8	T	6.8723	10.2612	4.2430	9.1215	10.1275	6.7721	5.4933	8.4508	6.0298	7.7938	9.2830	4.9254	13.3645	12.2654	89.3737
	S	133.143	88.706	92.077	91.642	121.317	88.095	84.649	87.377	116.580	70.423	92.251	120.156	91.780	86.552	98.244
9	T	6.9151	10.2689	4.2216	9.1731	10.1508	6.7985	5.3630	8.4031	5.9757	7.7994	9.2933	4.9186	13.3947	12.1615	89.2811
	S	132.319	88.639	92.544	91.126	121.038	87.753	86.705	87.873	117.636	70.373	92.148	120.322	91.573	87.291	98.346
10	T	6.8882	10.2508	4.2445	9.0523	10.1813	6.7991	5.3803	8.3337	6.0324	7.6900	9.3528	4.9232	13.2968	12.1794	89.1286
	S	132.836	88.796	92.044	92.342	120.676	87.746	86.426	88.605	116.530	71.374	91.562	120.210	92.247	87.163	98.514
11	T	9.1729								6.0123	7.7068	9.3029	4.9317			
	S	99.750								116.919	71.218	92.053	120.003			

**Event:** Promoter Test Day - IMS RC  
**Track:** Indianapolis Motor Speedway RC  
**Report:** Section Data Report  
**Session:** USF2000 Practice 2

2.439 mile(s)



USF2000

May 11, 2016

**Section Data for Car 72 - Ottis, Tazio (R)**

Lap	T/S	PI to PO	PO to SF
1	T	397.7748	93.2356
	S	3.571	86.456
2	T		
	S		
3	T		
	S		
4	T		
	S		
5	T		
	S		
6	T		
	S		
7	T		
	S		
8	T		
	S		
9	T		
	S		
10	T		
	S		
11	T		
	S		

Event: Promoter Test Day - IMS RC  
Track: Indianapolis Motor Speedway RC  
Report: Section Data Report  
Session: USF2000 Practice 2

2.439 mile(s)   
USF2000  
May 11, 2016

Section Data for Car 77 - Chastain, Sam (R)

Lap	T/SF to I1	I1 to I2	I2 to I3A	I3A to I3	I3 to I4	I4 to I5A	I5A to I5	I5 to I6	I6 to I7	I7 to I8	I8 to I9	I9 to SF	I2 to I3	I4 to I5	Lap	
1	T	6.9940	10.4036	4.1924	9.1473	10.1603	6.8343	5.5082	8.3404	6.1592	7.9458	9.3846	5.0066	13.3397	12.3425	90.0767
	S	130.826	87.492	93.188	91.383	120.925	87.294	84.420	88.534	114.131	69.076	91.252	118.208	91.950	86.011	97.477
2	T	6.9446	10.6850	4.2252	9.3720	10.2185	6.8633	5.5359	8.2395	6.0560	7.9031	9.3863	4.9785	13.5972	12.3992	90.4079
	S	131.757	85.187	92.465	89.192	120.236	86.925	83.997	89.618	116.076	69.449	91.235	118.875	90.209	85.618	97.120
3	T	6.9152	10.2351	4.1320	9.1201	10.1510	6.9486	5.5069	8.3156	5.9657	7.7257	9.3119	4.9404	13.2521	12.4555	89.2682
	S	132.317	88.932	94.550	91.656	121.036	85.858	84.440	88.798	117.833	71.044	91.964	119.792	92.558	85.231	98.360
4	T	6.9377	10.1481	4.1849	9.0529	10.0883	6.8737	5.4502	8.2207	5.9728	7.7446	9.3932	4.9571	13.2378	12.3239	89.0242
	S	131.888	89.694	93.355	92.336	121.788	86.793	85.318	89.823	117.693	70.870	91.168	119.388	92.658	86.141	98.629
5	T	6.9077	10.0920	4.1629	9.1204	10.0699	6.8861	5.4792	8.3700	5.9693	7.6625	9.5714	4.9562	13.2833	12.3653	89.2476
	S	132.461	90.193	93.848	91.653	122.011	86.637	84.866	88.221	117.762	71.630	89.471	119.410	92.341	85.852	98.382
6	T	6.8647	10.1721	4.1132	9.2170	10.1080	6.8819	5.5159	8.1820	6.1234	7.8178	9.2544	4.9215	13.3302	12.3978	89.1719
	S	133.291	89.483	94.982	90.692	121.551	86.690	84.302	90.248	114.798	70.207	92.536	120.252	92.016	85.627	98.466
7	T	6.8660	10.3732	4.1465	9.0813	10.0989	6.6327	5.5287	8.0675	6.0523	7.9037	9.2518	4.9214	13.2278	12.1614	88.9240
	S	133.265	87.748	94.220	92.047	121.660	89.947	84.107	91.529	116.147	69.444	92.562	120.254	92.728	87.292	98.740
8	T	6.8441	10.2071	4.1056	9.1675	10.0364	6.7310	5.5243	8.3266	5.9516	7.7018	9.3371	4.9123	13.2731	12.2553	88.8454
	S	133.692	89.176	95.158	91.182	122.418	88.633	84.174	88.681	118.112	71.264	91.716	120.477	92.412	86.623	98.828
9	T	6.8372	10.2675	4.1812	9.1327	10.0592	7.1649	5.5649	8.1235	5.9877	7.8893	9.2711	4.8954	13.3139	12.7298	89.3746
	S	133.827	88.651	93.438	91.529	122.141	83.266	83.559	90.898	117.400	69.571	92.369	120.893	92.129	83.394	98.243
10	T			4.1395	9.2669	10.3118	7.0928	5.5231	8.2495	6.1077				13.4064	12.6159	248.9779
	S			94.379	90.204	119.149	84.112	84.192	89.510	115.093				91.493	84.147	35.266
11	T			4.2799	10.3365	10.4934	7.3973	5.6300	8.1461	7.3331				14.6164	13.0273	352.5241
	S			91.283	80.870	117.087	80.650	82.593	90.646	95.860				83.919	81.490	24.907
12	T	7.0318	10.4717	4.1535	8.9959	10.2220	6.7505	5.4933	8.1027	6.0435	7.7385	9.2429	4.9923	13.1494	12.2438	89.2386
	S	130.123	86.923	94.061	92.921	120.195	88.377	84.649	91.131	116.316	70.926	92.651	118.546	93.281	86.704	98.392
13	T	7.0535	10.2488	4.1003	9.1373	10.1781	6.8287	5.5042	8.1613	6.0219	7.6323	9.5514	5.0260	13.2376	12.3329	89.4438
	S	129.723	88.813	95.281	91.483	120.714	87.365	84.481	90.477	116.733	71.913	89.658	117.751	92.660	86.078	98.167
14	T	6.9813	10.2060	4.2307	9.0116	10.1510	6.8526	5.4912	8.2261	5.9530	8.1283	9.1879	4.9471	13.2423	12.3438	89.3668
	S	131.064	89.186	92.344	92.759	121.036	87.061	84.681	89.764	118.084	67.525	93.206	119.629	92.627	86.002	98.251
15	T	7.0608	10.2950	4.1947	9.0795	10.2049	7.2929	5.5408	8.3106	6.0178	7.7585	10.8683	5.1181	13.2742	12.8337	91.7419
	S	129.589	88.414	93.137	92.066	120.397	81.804	83.923	88.851	116.813	70.744	78.795	115.632	92.404	82.719	95.708
16	T			4.3748	9.4148	10.2207	6.8071	5.4638	8.2374	6.0539				13.7896	12.2709	263.1329
	S			89.303	88.787	120.211	87.642	85.106	89.641	116.116				88.950	86.513	33.369
17	T			4.2501	9.5366	10.2306	7.1240	5.8495	8.2500	6.2240				13.7867	12.9735	454.0948
	S			91.923	87.653	120.094	83.744	79.494	89.504	112.943				88.969	81.828	19.336
18	T	6.9980	10.1823	4.1344	8.9013	10.0797	6.8996	5.4119	8.1187	6.1083	7.8065	9.4580	4.9981	13.0357	12.3115	89.0968
	S	130.752	89.393	94.495	93.909	121.892	86.467	85.922	90.952	115.082	70.309	90.544	118.409	94.095	86.228	98.549
19	T	6.9943	10.0324	4.1316	9.1085	10.0870	6.6608	5.5084	8.1244	5.9549	7.6443	9.2937	4.9827	13.2401	12.1692	88.5230
	S	130.821	90.729	94.559	91.772	121.804	89.567	84.417	90.888	118.046	71.800	92.145	118.775	92.642	87.236	99.188

**Event:** Promoter Test Day - IMS RC  
**Track:** Indianapolis Motor Speedway RC  
**Report:** Section Data Report  
**Session:** USF2000 Practice 2

2.439 mile(s)   
**USF2000**  
**May 11, 2016**

**Section Data for Car 77 - Chastain, Sam (R)**

Lap	T/S	PI to PO	PO to SF	SF to PI
1	T	409.4580	93.7279	
	S	3.469	86.002	
2	T			
	S			
3	T			
	S			
4	T			
	S			
5	T			
	S			
6	T			
	S			
7	T			
	S			
8	T			
	S			
9	T			85.9473
	S			93.117
10	T	164.6776		
	S	8.626		
11	T	259.8669	89.5245	
	S	5.467	90.040	
12	T			
	S			
13	T			
	S			
14	T			
	S			
15	T			87.2105
	S			91.769
16	T	176.3852		
	S	8.054		
17	T	360.9236	89.0608	
	S	3.936	90.509	
18	T			
	S			
19	T			
	S			

**Event:** Promoter Test Day - IMS RC  
**Track:** Indianapolis Motor Speedway RC  
**Report:** Section Data Report  
**Session:** USF2000 Practice 2

2.439 mile(s)



USF2000

May 11, 2016

**Section Data for Car 77 - Chastain, Sam (R)**

Lap	T/SF to I1	I1 to I2	I2 to I3A	I3A to I3	I3 to I4	I4 to I5A	I5A to I5	I5 to I6	I6 to I7	I7 to I8	I8 to I9	I9 to SF	I2 to I3	I4 to I5	Lap	
20	T	6.9972	10.1244	4.1833	9.5422	10.2809	6.8612	5.4808	8.0039	5.9563	7.6676	9.4091	5.0054	13.7255	12.3420	89.5123
	S	130.767	89.904	93.391	87.601	119.507	86.951	84.842	92.256	118.019	71.582	91.014	118.236	89.366	86.014	98.092
21	T	6.9703	10.1216	4.1814	10.0570	10.3107	6.8112	5.5610	8.0940	5.9383	7.7690	9.3127	4.9784	14.2384	12.3722	90.1056
	S	131.271	89.929	93.433	83.117	119.161	87.590	83.618	91.229	118.376	70.648	91.957	118.877	86.147	85.805	97.446
22	T	6.9244	10.3976	4.2037	9.2777	10.0178	7.0209	5.6289	8.0962	6.0040	7.6974	9.2909	4.9541	13.4814	12.6498	89.5136
	S	132.141	87.542	92.938	90.099	122.645	84.974	82.609	91.204	117.081	71.305	92.172	119.460	90.984	83.922	98.090
23	T	6.9391	10.1224	4.1244	8.9873	10.0436	6.7532	5.4919	8.2107	5.9804	7.8026	9.4752	4.9698	13.1117	12.2451	88.9006
	S	131.861	89.922	94.725	93.010	122.330	88.342	84.670	89.933	117.543	70.344	90.379	119.083	93.549	86.695	98.766
24	T			4.1762	9.0744	10.0650	6.7667	5.5264	8.2747	6.2740				13.2506	12.2931	253.9458
	S			93.550	92.117	122.070	88.166	84.142	89.237	112.042				92.569	86.357	34.576
25	T	6.9334	10.1229	4.2433	9.1262	10.1528	6.7131	5.4488	8.0515	6.0146	7.9208	9.3072	4.9647	13.3695	12.1619	88.9993
	S	131.970	89.918	92.070	91.594	121.015	88.870	85.340	91.711	116.875	69.294	92.011	119.205	91.745	87.288	98.657
26	T	6.9362	10.3453	4.2337	9.3195	10.1642	7.4724	5.6324	8.3810	5.9455	8.5331	9.1907	4.9688	13.5532	13.1048	91.1228
	S	131.917	87.985	92.279	89.695	120.879	79.839	82.558	88.105	118.233	64.322	93.177	119.107	90.502	81.008	96.358
27	T									7.1396						
	S									98.459						

**Event:** Promoter Test Day - IMS RC  
**Track:** Indianapolis Motor Speedway RC  
**Report:** Section Data Report  
**Session:** USF2000 Practice 2

2.439 mile(s)



USF2000

May 11, 2016

**Section Data for Car 77 - Chastain, Sam (R)**

Lap	T/SPI to PO	PO to SF	SF to PI
20	T		
	S		
21	T		
	S		
22	T		
	S		
23	T		88.5069
	S		90.424
24	T	167.6907	86.6281
	S	8.471	93.051
25	T		
	S		
26	T		88.0563
	S		90.887
27	T		
	S		



Event: Promoter Test Day - IMS RC  
Track: Indianapolis Motor Speedway RC  
Report: Section Data Report  
Session: USF2000 Practice 2

2.439 mile(s)   
USF2000  
May 11, 2016

Section Data for Car 8 - Martin, Anthony

Lap	T/SF to I1	I1 to I2	I2 to I3A	I3A to I3	I3 to I4	I4 to I5A	I5A to I5	I5 to I6	I6 to I7	I7 to I8	I8 to I9	I9 to SF	I2 to I3	I4 to I5	Lap	
1	T	6.8701	10.4002	4.0967	9.0144	10.0550	6.7442	5.5955	8.1399	5.9911	8.0429	9.3079	4.9279	13.1111	12.3397	89.1858
	S	133.186	87.520	95.365	92.730	122.192	88.460	83.102	90.715	117.333	68.242	92.004	120.095	93.554	86.031	98.451
2	T	6.8448	10.3373	4.0801	9.0038	10.0202	6.7084	5.4986	8.1554	5.9148	7.8443	9.2265	4.8866	13.0839	12.2070	88.5208
	S	133.678	88.053	95.753	92.840	122.616	88.932	84.567	90.542	118.847	69.970	92.816	121.110	93.748	86.966	99.190
3	T	6.8337	10.2358	4.0761	8.9932	9.9784	6.7247	5.5504	8.0956	5.9322	7.7646	9.1540	4.8782	13.0693	12.2751	88.2169
	S	133.895	88.926	95.847	92.949	123.130	88.716	83.778	91.211	118.498	70.688	93.551	121.319	93.853	86.483	99.532
4	T	6.8212	10.2365	4.0578	8.9980	9.9696	6.6424	5.5079	8.0905	5.8939	7.7672	9.2086	4.8579	13.0558	12.1503	88.0515
	S	134.141	88.920	96.279	92.899	123.238	89.816	84.424	91.269	119.268	70.664	92.996	121.826	93.950	87.372	99.719
5	T	6.7879	10.1085	4.1025	8.8976	9.9430	6.6900	5.4404	8.1941	5.9030	7.8735	9.1757	4.8466	13.0001	12.1304	87.9628
	S	134.799	90.046	95.230	93.948	123.568	89.177	85.472	90.115	119.084	69.710	93.330	122.110	94.352	87.515	99.819
6	T	6.7757	10.2246	4.1073	8.9326	9.9466	6.5926	5.5142	8.0844	5.8983	7.7124	9.2681	4.8462	13.0399	12.1068	87.9030
	S	135.041	89.023	95.119	93.580	123.523	90.494	84.328	91.338	119.179	71.166	92.399	122.120	94.064	87.686	99.887
7	T	6.7650	10.2838	4.0678	8.9833	9.8904	6.6154	5.4617	8.1346	5.8768	8.0345	9.1585	4.8397	13.0511	12.0771	88.1115
	S	135.255	88.511	96.043	93.051	124.225	90.182	85.138	90.774	119.615	68.313	93.505	122.284	93.984	87.901	99.651
8	T			5.6179	9.5159	10.3392	8.5504	5.7296	8.2210	5.8949				15.1338	14.2800	309.6782
	S			69.542	87.843	118.833	69.773	81.157	89.820	119.248				81.050	74.341	28.353
9	T	6.8058	10.3334	4.0697	9.0443	10.4169	7.4922	6.2013	8.8077	5.9635	7.8651	9.1098	4.8667	13.1140	13.6935	90.9764
	S	134.444	88.086	95.998	92.424	117.948	79.828	74.984	83.837	117.876	69.785	94.005	121.606	93.533	77.525	96.513
10	T			4.4036	9.4539	10.0351	6.9851	5.5325	8.1621	7.0634				13.8575	12.5176	314.6477
	S			88.719	88.419	122.434	85.409	84.049	90.468	99.521				88.515	84.808	27.905
11	T	6.8194	10.2062	4.0518	8.9118	9.9386	6.6131	5.4864	8.0867	5.9659	7.7861	9.1816	4.8834	12.9636	12.0995	87.9310
	S	134.176	89.184	96.422	93.798	123.623	90.214	84.755	91.312	117.829	70.493	93.270	121.190	94.618	87.738	99.856
12	T	6.8216	10.0543	4.0584	8.8755	9.8992	6.6350	5.4071	8.0886	5.9265	7.7612	9.1531	4.8740	12.9339	12.0421	87.5545
	S	134.133	90.531	96.265	94.182	124.115	89.916	85.998	91.290	118.612	70.719	93.560	121.424	94.835	88.157	100.285
13	T	6.8039	10.0764	4.1059	8.9598	9.8899	6.6252	5.4712	8.0282	5.9187	7.7365	9.0946	4.8423	13.0657	12.0964	87.5526
	S	134.482	90.333	95.151	93.296	124.231	90.049	84.990	91.977	118.768	70.945	94.162	122.218	93.879	87.761	100.287
14	T	6.7628	10.1136	4.0768	8.9240	9.8546	6.6481	5.4958	8.2292	5.8860	7.7756	9.1308	4.8339	13.0008	12.1439	87.7312
	S	135.299	90.000	95.831	93.670	124.676	89.739	84.610	89.730	119.428	70.588	93.788	122.431	94.347	87.418	100.083
15	T	6.6971	10.3910	4.2777	9.3683	14.4603	7.4349	5.4669	8.0300	5.8690	7.8621	9.0992	4.8268	13.6460	12.9018	93.7833
	S	136.626	87.598	91.330	89.227	84.966	80.242	85.057	91.956	119.774	69.811	94.114	122.611	89.886	82.282	93.624
16	T	6.7880	10.1318	4.1353	8.8573	9.9425	6.6867	5.4663	8.0279	5.8597	7.6368	9.0915	4.8542	12.9926	12.1530	87.4780
	S	134.797	89.839	94.475	94.375	123.574	89.221	85.067	91.980	119.964	71.871	94.194	121.919	94.407	87.352	100.373
17	T	6.7417	10.5087	4.0821	8.8312	9.9458	6.4879	5.5132	8.0453	5.8800	7.6565	9.0983	4.8340	12.9133	12.0011	87.6247
	S	135.722	86.617	95.706	94.654	123.533	91.954	84.343	91.781	119.550	71.686	94.123	122.428	94.987	88.458	100.205
18	T			4.0546	9.1002	9.9538	6.7795	5.5534	8.0294	5.8820				13.1548	12.3329	574.8121
	S			96.355	91.856	123.434	87.999	83.732	91.963	119.509				93.243	86.078	15.275
19	T	6.8678	10.1133	4.0954	8.9166	9.9217	6.5752	5.4924	8.0984	5.9336	7.6992	9.0880	4.9139	13.0120	12.0676	87.7155
	S	133.230	90.003	95.395	93.748	123.833	90.733	84.662	91.180	118.470	71.288	94.230	120.438	94.266	87.970	100.101

**Event:** Promoter Test Day - IMS RC  
**Track:** Indianapolis Motor Speedway RC  
**Report:** Section Data Report  
**Session:** USF2000 Practice 2

2.439 mile(s)   
**USF2000**  
**May 11, 2016**

**Section Data for Car 8 - Martin, Anthony**

Lap	T/S	PI to PO	PO to SF	SF to PI
1	T	450.5585	97.2812	
	S	3.153	82.861	
2	T			
	S			
3	T			
	S			
4	T			
	S			
5	T			
	S			
6	T			
	S			
7	T			84.2522
	S			94.991
8	T	218.8539	94.5792	
	S	6.491	85.228	
9	T			90.3272
	S			88.602
10	T	226.9208	88.3880	
	S	6.260	91.198	
11	T			
	S			
12	T			
	S			
13	T			
	S			
14	T			
	S			
15	T			
	S			
16	T			
	S			
17	T			87.0672
	S			91.920
18	T	489.4177	86.1178	
	S	2.903	93.602	
19	T			
	S			

Event: Promoter Test Day - IMS RC  
 Track: Indianapolis Motor Speedway RC  
 Report: Section Data Report  
 Session: USF2000 Practice 2

2.439 mile(s)   
 USF2000  
 May 11, 2016

Section Data for Car 8 - Martin, Anthony

Lap	T/SF to I1	I1 to I2	I2 to I3A	I3A to I3	I3 to I4	I4 to I5A	I5A to I5	I5 to I6	I6 to I7	I7 to I8	I8 to I9	I9 to SF	I2 to I3	I4 to I5	Lap	
20	T	6.8535	10.1403	4.1007	8.9673	9.9461	6.6460	5.4740	8.0628	5.8957	7.7261	9.1208	4.9071	13.0680	12.1200	87.8404
	S	133.508	89.763	95.272	93.217	123.529	89.767	84.947	91.582	119.232	71.040	93.891	120.604	93.862	87.590	99.959
21	T	6.8321	10.1213	4.1017	8.9291	9.9426	6.6120	5.4330	8.0625	5.8821	7.8068	9.1221	4.8944	13.0308	12.0450	87.7397
	S	133.927	89.932	95.249	93.616	123.573	90.229	85.588	91.586	119.507	70.306	93.878	120.917	94.130	88.135	100.073
22	T	6.8291	10.1685	4.1979	8.8982	9.9148	6.5769	5.4730	8.1128	5.9053	7.7736	9.1250	4.8765	13.0961	12.0499	87.8516
	S	133.985	89.514	93.066	93.941	123.919	90.710	84.963	91.018	119.038	70.606	93.848	121.361	93.661	88.100	99.946
23	T	6.7934	10.2178	4.0996	8.9630	9.8552	6.6543	5.6472	8.1863	5.9340	7.8035	9.1438	4.8634	13.0626	12.3015	88.1615
	S	134.690	89.083	95.298	93.262	124.669	89.655	82.342	90.201	118.462	70.336	93.655	121.688	93.901	86.298	99.594
24	T	6.7987	10.1716	4.0931	9.0777	9.9339	6.6311	5.4711	8.1327	6.6302	8.1772	9.3623	4.8463	13.1708	12.1022	89.3259
	S	134.585	89.487	95.449	92.084	123.681	89.969	84.992	90.795	106.023	67.121	91.469	122.118	93.130	87.719	98.296
25	T	6.7950	10.2969	4.1494	8.9918	9.9024	6.6698	5.5216	8.1412	5.8972	7.8364	9.1563	4.8753	13.1412	12.1914	88.2333
	S	134.658	88.398	94.154	92.963	124.075	89.447	84.215	90.700	119.201	70.040	93.527	121.391	93.339	87.077	99.513
26	T	6.7979	10.1921	4.1117	9.0073	9.8920	6.6970	5.4729	8.1188	5.9230	7.8376	9.1817	4.8819	13.1190	12.1699	88.1139
	S	134.600	89.307	95.017	92.804	124.205	89.083	84.964	90.951	118.682	70.030	93.269	121.227	93.497	87.231	99.648
27	T	6.8047	10.1494	4.1582	9.0343	9.9015	6.6537	5.5436	8.1626	5.9266	7.7177	9.1091	4.8797	13.1925	12.1973	88.0411
	S	134.466	89.683	93.955	92.526	124.086	89.663	83.881	90.462	118.610	71.118	94.012	121.282	92.976	87.035	99.731
28	T	6.8480	11.5461	4.4822	9.5000	10.3910	7.3038	5.6519	8.6704	5.9162	7.9523	9.1550	4.8700	13.9822	12.9557	92.2869
	S	133.618	78.834	87.163	87.990	118.240	81.682	82.273	85.164	118.819	69.019	93.541	121.523	87.725	81.940	95.142
29	T									7.9451						
	S								88.476							

**Event:** Promoter Test Day - IMS RC  
**Track:** Indianapolis Motor Speedway RC  
**Report:** Section Data Report  
**Session:** USF2000 Practice 2

2.439 mile(s)



USF2000

May 11, 2016

**Section Data for Car 8 - Martin, Anthony**

Lap	T/SPI to PO	PO to SF	SF to PI
20	T		
	S		
21	T		
	S		
22	T		
	S		
23	T		
	S		
24	T		
	S		
25	T		
	S		
26	T		
	S		
27	T		
	S		
28	T		95.8765
	S		83.474
29	T		
	S		

Event: Promoter Test Day - IMS RC  
Track: Indianapolis Motor Speedway RC  
Report: Section Data Report  
Session: USF2000 Practice 2

2.439 mile(s)   
USF2000  
May 11, 2016

Section Data for Car 80 - Megennis, Robert (R)

Lap	T/SF to I1	I1 to I2	I2 to I3A	I3A to I3	I3 to I4	I4 to I5A	I5A to I5	I5 to I6	I6 to I7	I7 to I8	I8 to I9	I9 to SF	I2 to I3	I4 to I5	Lap	
1	T	6.8834		4.2222	9.4411	10.1037	6.7672	5.5773	8.1409	6.0700	8.1806	9.2608	4.9426	13.4457	12.3445	93.3939
	S	132.928		92.530	88.539	121.603	88.159	83.374	90.704	115.808	67.093	92.472	119.738	91.226	85.997	94.015
2	T	6.8992	10.2053	4.2123	8.9313	10.0577	6.7274	5.5402	8.1095	6.0151	19.5372	9.5968	4.9665	13.1436	12.2676	100.7985
	S	132.624	89.192	92.748	93.593	122.159	88.681	83.932	91.055	116.865	28.093	89.234	119.162	93.322	86.536	87.108
3	T	6.8280	10.2791	4.2511	8.9484	10.2843	8.6536	7.7773	8.6240	5.9101	7.9920	9.2196	4.8965	13.1995	16.4309	93.6640
	S	134.007	88.551	91.901	93.414	119.467	68.941	59.789	85.623	118.941	68.677	92.885	120.866	92.927	64.609	93.744
4	T	6.8671	10.2310	4.2199	8.9557	10.0357	6.6934	5.4523	8.0696	5.9800	7.9127	9.2070	4.9043	13.1756	12.1457	88.5287
	S	133.244	88.968	92.581	93.338	122.427	89.131	85.285	91.505	117.551	69.365	93.012	120.673	93.096	87.405	99.181
5	T	6.8313	10.0441	4.2338	9.0699	10.0471	6.6749	5.5191	8.0849	5.9132	8.0084	9.2368	4.8902	13.3037	12.1940	88.5537
	S	133.942	90.623	92.277	92.163	122.288	89.378	84.253	91.332	118.879	68.536	92.712	121.021	92.199	87.058	99.153
6	T	6.8088	10.1136	4.2027	8.9119	10.0414	6.6510	5.5190	8.0618	5.9323	7.9565	9.2033	4.8756	13.1146	12.1700	88.2779
	S	134.385	90.000	92.960	93.797	122.357	89.699	84.254	91.594	118.496	68.983	93.050	121.384	93.529	87.230	99.463
7	T	6.7995	10.0440	4.2427	8.9207	10.0215	6.7686	5.4797	8.0527	5.9356	7.8753	9.2063	4.8642	13.1634	12.2483	88.2108
	S	134.569	90.624	92.083	93.704	122.600	88.141	84.859	91.697	118.430	69.694	93.019	121.668	93.182	86.673	99.539
8	T	6.7937	10.0049	4.2126	8.9926	10.0056	6.6869	5.5505	8.0803	5.8866	7.9009	9.2573	4.8780	13.2052	12.2374	88.2499
	S	134.684	90.978	92.741	92.955	122.795	89.218	83.776	91.384	119.416	69.468	92.507	121.324	92.887	86.750	99.495
9	T			4.1719	9.2676	10.1212	7.1041	5.5306	8.1149	5.8899				13.4395	12.6347	677.8625
	S			93.646	90.197	121.392	83.978	84.078	90.994	119.349				91.268	84.022	12.953
10	T	6.8885	10.0938	4.2099	8.9299	10.0516	6.6497	5.4591	8.1857	5.9526	7.8208	9.1873	4.9170	13.1398	12.1088	88.3459
	S	132.830	90.177	92.801	93.608	122.233	89.717	85.179	90.207	118.092	70.180	93.212	120.362	93.349	87.671	99.387
11	T	6.9105	10.1669	4.2360	8.9014	10.0133	6.6974	5.5317	8.0848	5.9120	7.9442	9.2666	4.9366	13.1374	12.2291	88.6014
	S	132.407	89.528	92.229	93.908	122.700	89.078	84.061	91.333	118.903	69.090	92.414	119.884	93.366	86.809	99.100
12	T	6.8618	10.2819	4.2032	8.9048	10.0131	6.6563	5.4923	8.1956	5.8923	7.9745	9.1961	4.8844	13.1080	12.1486	88.5563
	S	133.347	88.527	92.949	93.872	122.703	89.628	84.664	90.098	119.301	68.827	93.122	121.165	93.576	87.384	99.150
13	T	6.8484	10.1636	4.2116	8.9962	10.0682	6.6762	5.5989	8.2189	5.8948	7.9558	9.2332	4.8880	13.2078	12.2751	88.7538
	S	133.608	89.558	92.763	92.918	122.031	89.361	83.052	89.843	119.250	68.989	92.748	121.076	92.869	86.483	98.930
14	T	6.8255	10.0791	4.2195	8.9464	10.0541	6.7265	5.5236	8.1428	5.9045	7.9478	9.2366	4.8821	13.1659	12.2501	88.4885
	S	134.056	90.308	92.590	93.435	122.203	88.693	84.184	90.682	119.054	69.059	92.714	121.222	93.164	86.660	99.226
15	T			4.1605	9.1427	10.1111	6.7254	5.5695	8.2821	5.8848				13.3032	12.2949	504.2338
	S			93.903	91.429	121.514	88.707	83.490	89.157	119.453				92.203	86.344	17.413
16	T	6.9099	10.1530	4.2103	9.0043	10.0027	6.6705	5.5144	8.1356	5.9986	7.8067	9.2172	4.9345	13.2146	12.1849	88.5577
	S	132.419	89.651	92.792	92.834	122.830	89.437	84.325	90.763	117.186	70.307	92.909	119.935	92.821	87.123	99.149
17	T	6.8420	10.1686	4.2095	8.9490	9.9578	6.6716	5.5482	8.3144	5.9558	7.7395	9.2132	4.9042	13.1585	12.2198	88.4738
	S	133.733	89.514	92.810	93.408	123.384	89.422	83.811	88.811	118.029	70.917	92.950	120.676	93.217	86.875	99.243
18	T	6.8832	10.1356	4.2903	9.0159	9.9939	6.6001	5.5246	8.1254	8.5714	8.3456	9.2346	4.9176	13.3062	12.1247	91.6382
	S	132.932	89.805	91.062	92.715	122.939	90.391	84.169	90.877	82.012	65.767	92.734	120.347	92.182	87.556	95.816
19	T	6.8872	10.5464	4.1870	9.0076	9.9068	6.7396	5.6147	8.1952	5.9150	7.8367	9.4674	4.9441	13.1946	12.3543	89.2477
	S	132.855	86.307	93.308	92.800	124.019	88.520	82.818	90.103	118.843	70.038	90.454	119.702	92.962	85.929	98.382

**Event:** Promoter Test Day - IMS RC  
**Track:** Indianapolis Motor Speedway RC  
**Report:** Section Data Report  
**Session:** USF2000 Practice 2

2.439 mile(s)



USF2000

May 11, 2016

**Section Data for Car 80 - Megennis, Robert (R)**

Lap	T/S	PI to PO	PO to SF	SF to PI
1	T	382.0559	93.9845	
	S	3.718	85.767	
2	T			
	S			
3	T			
	S			
4	T			
	S			
5	T			
	S			
6	T			
	S			
7	T			
	S			
8	T			88.5134
	S			90.418
9	T	585.2159	92.3380	
	S	2.427	87.297	
10	T			
	S			
11	T			
	S			
12	T			
	S			
13	T			
	S			
14	T			89.5751
	S			89.346
15	T	411.7093	91.4239	
	S	3.450	88.169	
16	T			
	S			
17	T			
	S			
18	T			
	S			
19	T			
	S			

Event: Promoter Test Day - IMS RC  
 Track: Indianapolis Motor Speedway RC  
 Report: Section Data Report  
 Session: USF2000 Practice 2

2.439 mile(s)   
 USF2000  
 May 11, 2016

Section Data for Car 80 - Megennis, Robert (R)

Lap	T/SF to I1	I1 to I2	I2 to I3A	I3A to I3	I3 to I4	I4 to I5A	I5A to I5	I5 to I6	I6 to I7	I7 to I8	I8 to I9	I9 to SF	I2 to I3	I4 to I5	Lap	
20	T	6.9083	10.3293	4.2290	8.9469	10.0150	6.6264	5.5194	8.1893	5.9284	8.0254	9.2258	4.9309	13.1759	12.1458	88.8741
	S	132.449	88.121	92.382	93.430	122.680	90.032	84.248	90.168	118.574	68.391	92.823	120.022	93.094	87.404	98.796
21	T	6.8909	10.1588	4.1774	9.0484	10.0483	6.5672	5.5355	8.2061	5.9177	7.8474	9.2071	4.9118	13.2258	12.1027	88.5166
	S	132.784	89.600	93.523	92.382	122.273	90.844	84.003	89.983	118.788	69.942	93.011	120.489	92.742	87.715	99.195
22	T	6.8827	10.2128	4.2309	8.9459	10.0245	6.7482	5.4730	8.3346	5.9373	7.9072	9.2058	4.8963	13.1768	12.2212	88.7992
	S	132.942	89.126	92.340	93.440	122.563	88.407	84.963	88.596	118.396	69.413	93.024	120.870	93.087	86.865	98.879
23	T			4.1054	9.5442	10.3781	6.9739	5.5078	8.0829	5.9781				13.6496	12.4817	287.5236
	S			95.163	87.583	118.387	85.546	84.426	91.354	117.588				89.863	85.052	30.538
24	T	6.8798	10.1703	4.1806	8.9124	10.0187	6.7194	5.4543	8.1186	5.9288	7.7021	9.2165	4.8990	13.0930	12.1737	88.2005
	S	132.998	89.499	93.451	93.792	122.634	88.786	85.254	90.953	118.566	71.262	92.916	120.804	93.683	87.204	99.550
25	T	6.8648	10.8074	4.3447	9.1683	10.0526	6.6726	5.5820	8.1650	5.9244	7.9419	9.2121	4.8985	13.5130	12.2546	89.6343
	S	133.289	84.223	89.921	91.174	122.221	89.409	83.303	90.436	118.654	69.110	92.961	120.816	90.771	86.628	97.958
26	T									5.9876						
	S									117.402						

**Event:** Promoter Test Day - IMS RC  
**Track:** Indianapolis Motor Speedway RC  
**Report:** Section Data Report  
**Session:** USF2000 Practice 2

2.439 mile(s)



USF2000

May 11, 2016

**Section Data for Car 80 - Megennis, Robert (R)**

Lap	T/S	PI to PO	PO to SF	SF to PI
20	T			
	S			
21	T			
	S			
22	T			91.5820
	S			87.388
23	T	193.7901	90.7505	
	S	7.330	88.824	
24	T			
	S			
25	T			90.9243
	S			88.020
26	T			
	S			



Event: Promoter Test Day - IMS RC  
Track: Indianapolis Motor Speedway RC  
Report: Section Data Report  
Session: USF2000 Practice 2

2.439 mile(s)   
USF2000  
May 11, 2016

Section Data for Car 81 - Cane, Jordan (R)

Lap	T/SF to I1	I1 to I2	I2 to I3A	I3A to I3	I3 to I4	I4 to I5A	I5A to I5	I5 to I6	I6 to I7	I7 to I8	I8 to I9	I9 to SF	I2 to I3	I4 to I5	Lap	
1	T	7.0009	10.4875	4.1306	9.1047	10.1489	6.8168	5.6621	8.2207	6.1341	8.1060	9.4537	5.0143	13.2353	12.4789	90.2803
	S	130.697	86.792	94.582	91.811	121.061	87.518	82.125	89.823	114.598	67.711	90.585	118.026	92.676	85.071	97.257
2	T	6.9276	10.2755	4.1786	9.1259	10.1406	6.7892	5.5934	8.1610	5.9941	7.8304	9.3586	4.9671	13.3045	12.3826	89.3420
	S	132.080	88.582	93.496	91.597	121.160	87.874	83.134	90.480	117.274	70.094	91.506	119.148	92.194	85.732	98.279
3	T	6.9143	10.3224	4.1403	9.0628	10.1204	6.8569	5.6487	8.0457	5.9555	7.7033	9.3330	4.9399	13.2031	12.5056	89.0432
	S	132.334	88.180	94.361	92.235	121.402	87.006	82.320	91.777	118.035	71.250	91.757	119.804	92.902	84.889	98.608
4	T	6.9170	10.2789	4.1475	9.0255	10.0949	6.7975	5.5568	8.1428	5.9376	7.6153	9.4551	4.9423	13.1730	12.3543	88.9112
	S	132.283	88.553	94.197	92.616	121.709	87.766	83.681	90.682	118.390	72.074	90.572	119.745	93.114	85.929	98.755
5	T	6.8884	10.2407	4.1413	9.0674	10.0850	6.7934	5.5515	8.1256	5.9714	7.6039	9.3649	4.9107	13.2087	12.3449	88.7442
	S	132.832	88.883	94.338	92.188	121.828	87.819	83.761	90.874	117.720	72.182	91.444	120.516	92.862	85.994	98.941
6	T	6.8816	10.2668	4.1242	9.0376	10.1021	6.8846	5.5193	8.1018	5.9647	7.6223	9.3797	4.9141	13.1618	12.4039	88.7988
	S	132.963	88.657	94.729	92.492	121.622	86.656	84.250	91.141	117.852	72.008	91.300	120.433	93.193	85.585	98.880
7	T	6.8706	10.2567	4.1160	9.0254	10.1099	6.7841	5.5684	8.0635	5.9870	7.6725	9.4029	4.9044	13.1414	12.3525	88.7614
	S	133.176	88.745	94.918	92.617	121.528	87.940	83.507	91.574	117.413	71.536	91.074	120.671	93.338	85.941	98.921
8	T			4.1109	9.2778	10.1449	6.9165	5.6439	8.1422	6.0007				13.3887	12.5604	787.5956
	S			95.036	90.098	121.109	86.256	82.390	90.689	117.145				91.614	84.519	11.148
9	T	6.9341	10.2446	4.1120	9.0064	10.0706	6.6799	5.6124	8.1187	6.0454	7.8302	9.3414	4.9398	13.1184	12.2923	88.9355
	S	131.957	88.849	95.010	92.813	122.002	89.311	82.852	90.952	116.279	70.096	91.674	119.806	93.502	86.362	98.728
10	T	6.9225	10.2282	4.0980	8.9451	10.0293	6.7654	5.5340	8.0932	5.9403	7.6467	9.5281	4.9413	13.0431	12.2994	88.6721
	S	132.178	88.992	95.335	93.449	122.505	88.183	84.026	91.238	118.337	71.778	89.878	119.770	94.041	86.312	99.021
11	T	6.8872	10.1974	4.1223	9.0381	10.0324	6.8504	5.5354	8.0931	5.9433	7.7961	9.3177	4.9001	13.1604	12.3858	88.7135
	S	132.855	89.261	94.773	92.487	122.467	87.088	84.005	91.239	118.277	70.402	91.907	120.777	93.203	85.710	98.975
12	T	6.8671	10.1778	4.1534	9.0263	10.0924	6.7250	5.5482	8.2479	5.9687	7.7239	9.2190	4.9008	13.1797	12.2732	88.6505
	S	133.244	89.433	94.063	92.608	121.739	88.712	83.811	89.527	117.773	71.060	92.891	120.760	93.067	86.497	99.045
13	T	6.8633	10.2573	4.1563	9.0497	10.1151	6.7629	5.4943	8.3412	5.9915	7.7074	9.2657	4.8976	13.2060	12.2572	88.9023
	S	133.318	88.739	93.998	92.369	121.466	88.215	84.633	88.526	117.325	71.213	92.423	120.838	92.881	86.610	98.765
14	T	6.8905	10.2815	4.1299	8.9776	10.0974	6.8279	5.6570	8.2983	6.0705	7.8025	9.3182	4.9060	13.1075	12.4849	89.2573
	S	132.792	88.531	94.598	93.111	121.678	87.375	82.199	88.983	115.798	70.345	91.902	120.632	93.579	85.030	98.372
15	T			4.4497	9.5384	15.8714	8.9597	6.0711	10.6192	6.0514				13.9881	15.0308	453.6391
	S			87.800	87.636	77.412	66.586	76.592	69.535	116.164				87.688	70.628	19.355
16	T	6.9644	10.2365	4.0802	9.0488	10.1041	6.7076	5.5956	8.1657	7.4593	7.9365	9.3330	4.9625	13.1290	12.3032	90.5942
	S	131.382	88.920	95.751	92.378	121.598	88.943	83.101	90.428	94.239	69.157	91.757	119.258	93.426	86.286	96.920
17	T	6.9179	10.2296	4.1452	9.0095	10.0453	6.7413	5.5514	8.1198	5.9833	7.7495	9.2241	4.9288	13.1547	12.2927	88.6457
	S	132.266	88.980	94.249	92.781	122.310	88.498	83.763	90.939	117.486	70.826	92.840	120.073	93.244	86.359	99.050
18	T	6.8977	10.3314	4.1497	9.0365	9.9894	6.7632	5.6220	8.1287	5.9762	7.6625	9.2964	4.9274	13.1862	12.3852	88.7811
	S	132.653	88.103	94.147	92.504	122.994	88.211	82.711	90.840	117.626	71.630	92.118	120.108	93.021	85.714	98.899
19	T	6.9179	10.2189	4.0741	9.0471	10.0294	6.6933	5.5248	8.1580	5.9562	7.9075	9.3288	4.9435	13.1212	12.2181	88.7995
	S	132.266	89.073	95.894	92.395	122.503	89.133	84.166	90.513	118.021	69.411	91.798	119.716	93.482	86.887	98.879

**Event:** Promoter Test Day - IMS RC  
**Track:** Indianapolis Motor Speedway RC  
**Report:** Section Data Report  
**Session:** USF2000 Practice 2

2.439 mile(s)



USF2000

May 11, 2016

**Section Data for Car 81 - Cane, Jordan (R)**

Lap	T/S	PI to PO	PO to SF	SF to PI
1	T	386.7472	95.2084	
	S	3.673	84.665	
2	T			
	S			
3	T			
	S			
4	T			
	S			
5	T			
	S			
6	T			
	S			
7	T			89.3831
	S			89.538
8	T	697.4860	89.6779	
	S	2.037	89.886	
9	T			
	S			
10	T			
	S			
11	T			
	S			
12	T			
	S			
13	T			
	S			
14	T			89.8913
	S			89.032
15	T	349.6585	104.9407	
	S	4.063	76.813	
16	T			
	S			
17	T			
	S			
18	T			
	S			
19	T			
	S			

Event: Promoter Test Day - IMS RC  
 Track: Indianapolis Motor Speedway RC  
 Report: Section Data Report  
 Session: USF2000 Practice 2

2.439 mile(s)   
 USF2000  
 May 11, 2016

Section Data for Car 81 - Cane, Jordan (R)

Lap	T/SF to I1	I1 to I2	I2 to I3A	I3A to I3	I3 to I4	I4 to I5A	I5A to I5	I5 to I6	I6 to I7	I7 to I8	I8 to I9	I9 to SF	I2 to I3	I4 to I5	Lap	
20	T	6.8839	10.2009	4.1571	8.9876	10.0079	6.6352	5.5655	8.2472	5.9498	7.6793	9.2647	4.9183	13.1447	12.2007	88.4974
	S	132.919	89.230	93.979	93.007	122.767	89.913	83.550	89.535	118.148	71.473	92.433	120.330	93.314	87.011	99.216
21	T	6.8619	10.2163	4.1178	9.0037	9.9736	6.6643	5.5076	8.1399	5.9893	7.6963	9.2420	4.8836	13.1215	12.1719	88.2963
	S	133.345	89.096	94.876	92.841	123.189	89.520	84.429	90.715	117.368	71.315	92.660	121.185	93.479	87.217	99.442
22	T	6.8863	10.2477	4.1504	8.9735	10.0124	6.6815	5.5285	8.1630	5.9656	7.7936	9.3137	4.9042	13.1239	12.2100	88.6204
	S	132.873	88.823	94.131	93.153	122.711	89.290	84.110	90.458	117.835	70.425	91.947	120.676	93.462	86.944	99.079
23	T			4.1047	9.1188	10.0562	6.7798	5.5273	8.0756	5.9989				13.2235	12.3071	249.5052
	S			95.179	91.669	122.177	87.995	84.128	91.437	117.181				92.758	86.258	35.191
24	T	6.8833	10.1483	4.1165	9.0335	10.0541	6.7104	5.5242	8.1222	5.9918	7.7108	9.3414	4.9077	13.1500	12.2346	88.5442
	S	132.930	89.693	94.906	92.534	122.203	88.905	84.175	90.912	117.319	71.181	91.674	120.590	93.277	86.770	99.164
25	T	6.8655	10.4815	4.2280	9.1013	10.5177	7.0657	5.6006	8.2863	5.9769	7.8758	9.2793	4.9100	13.3293	12.6663	90.1886
	S	133.275	86.841	92.403	91.845	116.816	84.435	83.027	89.112	117.612	69.690	92.288	120.533	92.022	83.812	97.356
26	T									6.1130						
	S									114.993						

**Event:** Promoter Test Day - IMS RC  
**Track:** Indianapolis Motor Speedway RC  
**Report:** Section Data Report  
**Session:** USF2000 Practice 2

2.439 mile(s)



USF2000

May 11, 2016

**Section Data for Car 81 - Cane, Jordan (R)**

Lap	T/S	PI to PO	PO to SF	SF to PI
20	T			
	S			
21	T			
	S			
22	T			90.9264
	S			88.018
23	T	157.9407	89.2331	
	S	8.994	90.334	
24	T			
	S			
25	T			91.5985
	S			87.372
26	T			
	S			

Event: Promoter Test Day - IMS RC  
Track: Indianapolis Motor Speedway RC  
Report: Section Data Report  
Session: USF2000 Practice 2

2.439 mile(s)   
USF2000  
May 11, 2016

Section Data for Car 82 - Fischer, TJ (R)

Lap	T/SF to I1	I1 to I2	I2 to I3A	I3A to I3	I3 to I4	I4 to I5A	I5A to I5	I5 to I6	I6 to I7	I7 to I8	I8 to I9	I9 to SF	I2 to I3	I4 to I5	Lap	
1	T	6.9290	10.5941	4.1963	9.0265	10.0817	6.8941	5.5388	8.1673	6.1423	8.0779	9.2853	4.9703	13.2228	12.4329	89.9036
	S	132.054	85.918	93.101	92.606	121.868	86.536	83.953	90.410	114.445	67.946	92.228	119.071	92.763	85.386	97.665
2	T	6.8992	10.1827	4.2389	9.0020	10.0819	6.8543	5.4897	8.3011	6.0139	7.8776	9.3337	4.9556	13.2409	12.3440	89.2306
	S	132.624	89.390	92.166	92.858	121.866	87.039	84.704	88.953	116.888	69.674	91.750	119.424	92.637	86.001	98.401
3	T	6.8741	10.1547	4.2555	9.1061	10.0809	6.8939	5.4752	8.0889	6.0063	7.9221	9.1987	4.9113	13.3616	12.3691	88.9677
	S	133.108	89.636	91.806	91.797	121.878	86.539	84.928	91.287	117.036	69.283	93.096	120.501	91.800	85.826	98.692
4	T	6.8711	10.2438	4.2719	9.0203	10.0445	6.8285	5.5399	8.0959	5.9563	7.8524	9.2059	4.9091	13.2922	12.3684	88.8396
	S	133.166	88.856	91.454	92.670	122.319	87.368	83.937	91.208	118.019	69.898	93.023	120.555	92.279	85.831	98.834
5	T	6.8415	10.1669	4.2573	9.0624	10.0822	6.7992	5.5484	8.1482	5.9747	7.8052	9.2099	4.8807	13.3197	12.3476	88.7766
	S	133.743	89.528	91.768	92.239	121.862	87.744	83.808	90.622	117.655	70.320	92.983	121.257	92.088	85.975	98.904
6	T	6.8343	10.1654	4.1996	9.0417	10.0680	6.8979	5.5318	8.2453	5.9699	7.8248	9.2609	4.8971	13.2413	12.4297	88.9367
	S	133.883	89.542	93.028	92.450	122.034	86.489	84.059	89.555	117.750	70.144	92.471	120.851	92.634	85.408	98.726
7	T	6.8152	10.2890	4.2186	9.0306	10.0905	6.7668	5.4701	8.1640	5.9897	7.8771	9.1833	4.8714	13.2492	12.2369	88.7663
	S	134.259	88.466	92.609	92.564	121.762	88.164	85.008	90.447	117.361	69.678	93.252	121.488	92.578	86.753	98.916
8	T	6.8625	10.2547	4.3142	9.0100	10.0683	6.7188	5.5768	8.1571	6.0099	7.8767	9.2773	4.9045	13.3242	12.2956	89.0308
	S	133.333	88.762	90.557	92.776	122.030	88.794	83.381	90.523	116.966	69.682	92.307	120.668	92.057	86.339	98.622
9	T	6.8777	10.2509	4.4010	9.4081	10.1200	6.8569	5.6362	8.0996	5.9556	7.8001	9.6549	4.9340	13.8091	12.4931	89.9950
	S	133.039	88.795	88.771	88.850	121.407	87.006	82.502	91.166	118.033	70.366	88.697	119.947	88.825	84.974	97.565
10	T			4.3381	9.2910	10.1391	6.9954	5.5388	8.2277	5.9644				13.6291	12.5342	718.6310
	S			90.058	89.970	121.178	85.283	83.953	89.747	117.858				89.998	84.696	12.218
11	T	6.9040	10.1863	4.2779	9.0902	10.0770	6.7830	5.5359	8.1549	6.0263	7.8196	9.2302	4.9099	13.3681	12.3189	88.9952
	S	132.532	89.358	91.326	91.957	121.925	87.954	83.997	90.548	116.648	70.191	92.778	120.536	91.755	86.176	98.662
12	T	6.8653	10.2889	4.2409	9.0775	9.9452	6.8430	5.5199	8.1553	5.9597	7.8979	9.2577	4.8982	13.3184	12.3629	88.9495
	S	133.279	88.467	92.122	92.086	123.541	87.183	84.241	90.543	117.951	69.495	92.503	120.824	92.097	85.869	98.712
13	T	6.8388	10.2028	4.2805	9.0120	10.1009	6.8079	5.5094	8.1573	5.9364	7.9105	9.1961	4.8911	13.2925	12.3173	88.8437
	S	133.795	89.213	91.270	92.755	121.636	87.632	84.401	90.521	118.414	69.384	93.122	120.999	92.277	86.187	98.830
14	T	6.8438	10.2399	4.2872	8.9701	10.0870	6.7150	5.5260	8.1952	5.9487	7.7429	9.1829	4.8884	13.2573	12.2410	88.6271
	S	133.698	88.890	91.128	93.188	121.804	88.845	84.148	90.103	118.169	70.886	93.256	121.066	92.522	86.724	99.071
15	T	6.8466	10.1454	4.2337	9.0208	10.0702	6.7718	5.4960	8.1118	5.9601	7.6616	9.1759	4.8809	13.2545	12.2678	88.3748
	S	133.643	89.718	92.279	92.665	122.007	88.099	84.607	91.029	117.943	71.638	93.327	121.252	92.541	86.535	99.354
16	T	6.8420	10.6240	4.1755	9.1178	10.1098	6.8361	5.5051	8.1119	5.9341	7.7192	9.2430	4.8933	13.2933	12.3412	89.1118
	S	133.733	85.677	93.565	91.679	121.529	87.271	84.467	91.028	118.460	71.104	92.650	120.945	92.271	86.020	98.532
17	T			4.3305	9.5305	10.2356	7.2289	5.6304	8.1604	6.0008				13.8610	12.8593	518.5659
	S			90.216	87.709	120.036	82.529	82.587	90.487	117.143				88.492	82.554	16.932
18	T	6.8609	10.3054	4.3143	8.9415	10.0516	6.7509	5.4461	8.1523	6.1553	8.0556	9.2473	4.9263	13.2558	12.1970	89.2075
	S	133.364	88.325	90.555	93.486	122.233	88.372	85.382	90.577	114.203	68.134	92.607	120.134	92.532	87.037	98.427
19	T	6.9413	10.1301	4.1966	8.9000	10.0454	6.6445	5.4815	8.0974	6.0204	7.5696	9.2379	4.9436	13.0966	12.1260	88.2083
	S	131.820	89.854	93.095	93.922	122.308	89.787	84.831	91.191	116.762	72.509	92.701	119.714	93.657	87.547	99.542

**Event:** Promoter Test Day - IMS RC  
**Track:** Indianapolis Motor Speedway RC  
**Report:** Section Data Report  
**Session:** USF2000 Practice 2

2.439 mile(s)



USF2000

May 11, 2016

**Section Data for Car 82 - Fischer, TJ (R)**

Lap	T/S	PI to PO	PO to SF	SF to PI
1	T	386.1431	94.1440	
	S	3.679	85.622	
2	T			
	S			
3	T			
	S			
4	T			
	S			
5	T			
	S			
6	T			
	S			
7	T			
	S			
8	T			
	S			
9	T			85.9353
	S			93.130
10	T	628.4978	93.8343	
	S	2.260	85.905	
11	T			
	S			
12	T			
	S			
13	T			
	S			
14	T			
	S			
15	T			
	S			
16	T			85.3114
	S			93.811
17	T	429.5924	93.3688	
	S	3.307	86.333	
18	T			
	S			
19	T			
	S			

Event: Promoter Test Day - IMS RC  
Track: Indianapolis Motor Speedway RC  
Report: Section Data Report  
Session: USF2000 Practice 2

2.439 mile(s)   
USF2000  
May 11, 2016

Section Data for Car 82 - Fischer, TJ (R)

Lap	T/SF to I1	I1 to I2	I2 to I3A	I3A to I3	I3 to I4	I4 to I5A	I5A to I5	I5 to I6	I6 to I7	I7 to I8	I8 to I9	I9 to SF	I2 to I3	I4 to I5	Lap	
20	T	6.9313	10.1187	4.2801	9.0184	10.0698	6.7222	5.4794	8.0581	5.9636	7.6450	9.2417	4.9346	13.2985	12.2016	88.4629
	S	132.010	89.955	91.279	92.689	122.012	88.749	84.863	91.636	117.874	71.794	92.663	119.932	92.235	87.004	99.255
21	T	6.9001	10.1056	4.2832	8.9793	10.0346	6.6102	5.5289	8.1138	5.9661	7.7879	9.1723	4.9000	13.2625	12.1391	88.3820
	S	132.607	90.072	91.213	93.093	122.440	90.253	84.104	91.007	117.825	70.476	93.364	120.779	92.486	87.452	99.346
22	T	6.8739	10.1464	4.2272	9.0073	9.9686	6.8726	5.5306	8.1166	5.9721	7.7035	9.2375	4.9010	13.2345	12.4032	88.5573
	S	133.112	89.709	92.421	92.804	123.251	86.807	84.078	90.975	117.706	71.249	92.705	120.755	92.681	85.590	99.149
23	T	6.9121	10.1270	4.2390	8.9514	10.0337	6.6625	5.4580	8.1251	5.9831	7.7837	9.4601	4.9205	13.1904	12.1205	88.6562
	S	132.377	89.881	92.164	93.383	122.451	89.545	85.196	90.880	117.490	70.514	90.524	120.276	92.991	87.586	99.039
24	T	6.8997	10.0960	4.2275	8.9615	10.0512	6.7173	5.4693	8.1469	5.9923	7.9004	9.2625	4.9137	13.1890	12.1866	88.6383
	S	132.614	90.157	92.414	93.278	122.238	88.814	85.020	90.637	117.310	69.473	92.455	120.442	93.001	87.111	99.059
25	T	6.8839	10.1470	4.2535	9.0322	10.0168	6.6696	5.4733	8.1273	5.9859	7.7456	9.1975	4.9092	13.2857	12.1429	88.4418
	S	132.919	89.704	91.849	92.548	122.658	89.449	84.958	90.855	117.435	70.861	93.108	120.553	92.324	87.425	99.279
26	T	6.8697	10.0610	4.2713	9.0056	10.0473	6.6253	5.4958	8.1494	5.9802	7.7923	9.2140	4.9006	13.2769	12.1211	88.4125
	S	133.194	90.471	91.467	92.821	122.285	90.047	84.610	90.609	117.547	70.437	92.942	120.764	92.385	87.582	99.312
27	T	6.8616	10.3985	4.3454	9.1869	10.0881	6.8903	5.4845	8.1151	6.0099	7.7756	9.2715	4.9119	13.5323	12.3748	89.3393
	S	133.351	87.534	89.907	90.989	121.791	86.584	84.784	90.992	116.966	70.588	92.365	120.487	90.642	85.787	98.281
28	T									6.0079						
	S								117.005							

**Event:** Promoter Test Day - IMS RC  
**Track:** Indianapolis Motor Speedway RC  
**Report:** Section Data Report  
**Session:** USF2000 Practice 2

2.439 mile(s)



USF2000

May 11, 2016

**Section Data for Car 82 - Fischer, TJ (R)**

Lap	T/SPI to PO	PO to SF	SF to PI
20	T		
	S		
21	T		
	S		
22	T		
	S		
23	T		
	S		
24	T		
	S		
25	T		
	S		
26	T		
	S		
27	T		85.7380
	S		93.345
28	T		
	S		



Event: Promoter Test Day - IMS RC  
Track: Indianapolis Motor Speedway RC  
Report: Section Data Report  
Session: USF2000 Practice 2

2.439 mile(s)   
USF2000  
May 11, 2016

Section Data for Car 9 - Franzoni, Victor

Lap	T/SF to I1	I1 to I2	I2 to I3A	I3A to I3	I3 to I4	I4 to I5A	I5A to I5	I5 to I6	I6 to I7	I7 to I8	I8 to I9	I9 to SF	I2 to I3	I4 to I5	Lap	
1	T	6.9639	10.2672	4.2082	9.0370	10.1462	6.7632	5.4413	8.2395	6.0721	7.8521	9.3864	4.9951	13.2452	12.2045	89.3722
	S	131.392	88.654	92.838	92.499	121.093	88.211	85.458	89.618	115.768	69.900	91.235	118.480	92.606	86.984	98.245
2	T	6.9168	10.1721	4.2178	9.0251	10.1482	6.6222	5.4586	8.1276	5.9746	7.6669	9.2965	4.9628	13.2429	12.0808	88.5892
	S	132.287	89.483	92.627	92.620	121.069	90.090	85.187	90.852	117.657	71.589	92.117	119.251	92.623	87.874	99.114
3	T	6.8971	10.1503	4.2302	9.0852	10.1600	6.6633	5.4397	8.1452	5.9596	7.6665	9.3221	4.9334	13.3154	12.1030	88.6526
	S	132.664	89.675	92.355	92.008	120.929	89.534	85.483	90.656	117.953	71.592	91.864	119.962	92.118	87.713	99.043
4	T	6.8359	10.1752	4.2462	9.1110	10.0811	6.6797	5.4658	8.2875	5.9441	7.6684	9.3055	4.9060	13.3572	12.1455	88.7064
	S	133.852	89.455	92.007	91.747	121.875	89.314	85.074	89.099	118.261	71.575	92.028	120.632	91.830	87.406	98.983
5	T			4.0604	9.1161	10.1821	6.7177	5.4445	8.2516	6.0129				13.1765	12.1622	520.5397
	S			96.218	91.696	120.666	88.809	85.407	89.487	116.908				93.089	87.286	16.868
6	T	6.9076	10.2080	4.1934	9.0098	10.1636	6.6983	5.4891	8.1813	6.0375	7.6438	9.5097	4.9522	13.2032	12.1874	88.9943
	S	132.463	89.168	93.166	92.778	120.886	89.066	84.713	90.256	116.431	71.805	90.052	119.506	92.901	87.106	98.662
7	T	6.9164	10.1834	4.6002	9.6003	11.1883	7.4559	5.7782	8.8910	5.9752	7.6610	9.4717	4.9417	14.2005	13.2341	92.6633
	S	132.294	89.383	84.927	87.071	109.814	80.016	80.475	83.051	117.645	71.644	90.413	119.760	86.377	80.216	94.756
8	T			4.1018	9.0207	10.0930	7.1554	5.7649	8.2476	7.5421				13.1225	12.9203	459.0546
	S			95.246	92.666	121.732	83.376	80.661	89.530	93.204				93.472	82.165	19.127
9	T	6.9001	10.1467	4.1588	8.9582	10.0786	6.6017	5.4351	8.2660	6.0597	8.5431	9.3030	4.9123	13.1170	12.0368	89.3633
	S	132.607	89.707	93.941	93.312	121.905	90.369	85.555	89.331	116.005	64.246	92.052	120.477	93.512	88.195	98.255
10	T	6.9241	10.1784	4.1992	8.9795	10.0447	6.6477	5.4399	8.1581	5.9781	7.7089	9.6072	4.9581	13.1787	12.0876	88.8239
	S	132.147	89.427	93.037	93.091	122.317	89.744	85.480	90.512	117.588	71.199	89.138	119.364	93.074	87.825	98.852
11	T	6.8906	10.1675	4.2059	8.9697	10.1238	6.6233	5.4647	8.1342	5.9893	7.8392	9.2602	4.9216	13.1756	12.0880	88.5900
	S	132.790	89.523	92.889	93.193	121.361	90.075	85.092	90.778	117.368	70.015	92.478	120.249	93.096	87.822	99.113
12	T			4.3728	9.7966	10.4278	7.3835	5.6884	8.2736	5.9826				14.1694	13.0719	621.0152
	S			89.344	85.326	117.823	80.801	81.745	89.249	117.500				86.566	81.212	14.139
13	T	6.9888	10.1410	4.1730	8.9359	10.1082	6.6471	5.4547	8.1881	6.0681	7.8164	9.3626	4.9952	13.1089	12.1018	88.8791
	S	130.924	89.757	93.621	93.545	121.548	89.752	85.248	90.181	115.844	70.219	91.466	118.477	93.569	87.722	98.790
14	T	6.9449	10.0301	4.1703	8.9114	10.0729	6.5957	5.4422	8.1450	6.0404	7.6190	9.2615	4.9681	13.0817	12.0379	88.2015
	S	131.751	90.750	93.682	93.802	121.974	90.451	85.443	90.658	116.375	72.039	92.465	119.124	93.764	88.187	99.549
15	T	6.9376	10.0401	4.1941	8.9474	10.0162	6.6058	5.4708	8.1308	5.9623	7.5970	9.2733	4.9676	13.1415	12.0766	88.1430
	S	131.890	90.659	93.150	93.425	122.665	90.313	84.997	90.816	117.900	72.247	92.347	119.136	93.337	87.905	99.615
16	T	6.9232	10.0931	4.2631	8.9870	10.0796	6.8504	5.7813	8.2891	5.9624	7.5764	9.2885	4.9560	13.2501	12.6317	89.0501
	S	132.164	90.183	91.643	93.013	121.893	87.088	80.432	89.082	117.898	72.444	92.196	119.414	92.572	84.042	98.601
17	T			4.0886	9.0513	10.0961	6.6597	5.4119	8.2400	6.0153				13.1399	12.0716	426.2268
	S			95.554	92.352	121.694	89.582	85.922	89.613	116.861				93.349	87.941	20.600
18	T	6.9185	10.0385	4.1928	8.9863	10.0184	6.7072	5.4642	8.1599	6.0164	7.6976	9.3236	4.9462	13.1791	12.1714	88.4696
	S	132.254	90.674	93.179	93.020	122.638	88.948	85.099	90.492	116.840	71.303	91.849	119.651	93.071	87.220	99.248
19	T	6.8254	10.9112	4.3153	8.9892	10.0565	6.6912	5.3855	8.1600	5.9730	7.7135	9.2549	4.9095	13.3045	12.0767	89.1852
	S	134.058	83.421	90.534	92.990	122.173	89.161	86.343	90.491	117.689	71.156	92.531	120.546	92.194	87.904	98.451

**Event:** Promoter Test Day - IMS RC  
**Track:** Indianapolis Motor Speedway RC  
**Report:** Section Data Report  
**Session:** USF2000 Practice 2

2.439 mile(s)   
**USF2000**  
**May 11, 2016**

**Section Data for Car 9 - Franzoni, Victor**

Lap	T/S	PI to PO	PO to SF	SF to PI
1	T	418.8670	89.9467	
	S	3.391	89.617	
2	T			
	S			
3	T			
	S			
4	T			85.8963
	S			93.173
5	T	436.9003	86.7687	
	S	3.251	92.900	
6	T			
	S			
7	T			92.3114
	S			86.698
8	T	371.4873	88.6877	
	S	3.824	90.890	
9	T			
	S			
10	T			
	S			
11	T			84.1894
	S			95.062
12	T	535.6137	90.0341	
	S	2.652	89.530	
13	T			
	S			
14	T			
	S			
15	T			
	S			
16	T			84.8448
	S			94.327
17	T	344.0758	86.5568	
	S	4.129	93.127	
18	T			
	S			
19	T			
	S			

**Event:** Promoter Test Day - IMS RC  
**Track:** Indianapolis Motor Speedway RC  
**Report:** Section Data Report  
**Session:** USF2000 Practice 2

2.439 mile(s)   
**USF2000**  
**May 11, 2016**

**Section Data for Car 9 - Franzoni, Victor**

Lap	T/SF to I1	I1 to I2	I2 to I3A	I3A to I3	I3 to I4	I4 to I5A	I5A to I5	I5 to I6	I6 to I7	I7 to I8	I8 to I9	I9 to SF	I2 to I3	I4 to I5	Lap	
20	T	7.0457	12.6737	4.7401	9.4096	10.5141	7.8615	5.9062	8.6824	6.0002	7.8041	9.3356	4.9259	14.1497	13.7677	94.8991
	S	129.866	71.820	82.421	88.836	116.856	75.888	78.731	85.047	117.155	70.330	91.731	120.144	86.687	77.107	92.524
21	T									6.9335						
	S									101.385						

**Event:** Promoter Test Day - IMS RC  
**Track:** Indianapolis Motor Speedway RC  
**Report:** Section Data Report  
**Session:** USF2000 Practice 2

2.439 mile(s)



**USF2000**

**May 11, 2016**

**Section Data for Car 9 - Franzoni, Victor**

Lap	T/SPI to PO	PO to SF	SF to PI
20	T		96.7573
	S		82.714
21	T		
	S		

Event: Promoter Test Day - IMS RC  
Track: Indianapolis Motor Speedway RC  
Report: Section Data Report  
Session: USF2000 Practice 2

2.439 mile(s)   
USF2000  
May 11, 2016

Section Data for Car 91 - Gabin, Luke

Lap	T/SF to I1	I1 to I2	I2 to I3A	I3A to I3	I3 to I4	I4 to I5A	I5A to I5	I5 to I6	I6 to I7	I7 to I8	I8 to I9	I9 to SF	I2 to I3	I4 to I5	Lap	
1	T	6.9407	10.2119	4.1246	8.8826	10.0775	6.7366	5.4267	8.0075	6.0287	7.8859	9.1753	4.9456	13.0072	12.1633	88.4436
	S	131.831	89.134	94.720	94.106	121.919	88.560	85.687	92.215	116.601	69.601	93.334	119.666	94.301	87.278	99.277
2	T	6.9171	10.0986	4.1232	8.8485	10.1220	6.7263	5.3540	7.9514	5.8955	7.7868	9.1658	4.9223	12.9717	12.0803	87.9115
	S	132.281	90.134	94.752	94.469	121.383	88.695	86.851	92.865	119.236	70.486	93.430	120.232	94.559	87.878	99.878
3	T	6.9191	10.1665	4.0986	8.8842	10.0927	6.6497	5.4035	7.9642	5.8633	7.8730	9.1111	4.9139	12.9828	12.0532	87.9398
	S	132.243	89.532	95.321	94.089	121.735	89.717	86.055	92.716	119.891	69.715	93.991	120.438	94.478	88.075	99.846
4	T	6.9086	10.0804	4.3834	9.1657	10.0959	6.7135	5.3721	8.0511	5.9040	7.8692	9.0815	4.8943	13.5491	12.0856	88.5197
	S	132.444	90.297	89.128	91.200	121.697	88.864	86.558	91.715	119.064	69.748	94.298	120.920	90.529	87.839	99.191
5	T			4.1252	9.1114	10.1875	6.7974	5.3987	8.0011	5.9439				13.2366	12.1961	199.2093
	S			94.706	91.743	120.602	87.768	86.132	92.288	118.265				92.667	87.043	44.076
6	T	6.8738	10.1281	4.1135	8.8329	9.9979	7.1734	7.2135	9.9501	5.9137	7.7556	9.0629	4.8790	12.9464	14.3869	91.8944
	S	133.114	89.871	94.976	94.636	122.889	83.167	64.462	74.211	118.869	70.770	94.491	121.299	94.744	73.789	95.549
7	T	6.9027	10.0940	4.1484	8.8274	10.0876	6.8064	5.3136	8.0569	7.6909	9.1470	9.1484	4.8996	12.9758	12.1200	91.1229
	S	132.557	90.175	94.177	94.695	121.797	87.651	87.511	91.649	91.401	60.005	93.608	120.789	94.529	87.590	96.358
8	T	6.8717	10.1072	4.0827	8.8732	10.1144	6.7021	5.3076	8.0474	5.9400	7.8617	9.0912	4.8720	12.9559	12.0097	87.8712
	S	133.155	90.057	95.692	94.206	121.474	89.016	87.610	91.757	118.343	69.815	94.197	121.473	94.674	88.394	99.924
9	T	6.8699	10.1606	4.0626	8.8499	10.1646	6.7406	5.3498	8.0562	5.9071	7.8802	9.1285	4.8839	12.9125	12.0904	88.0539
	S	133.190	89.584	96.165	94.454	120.874	88.507	86.919	91.657	119.002	69.651	93.812	121.177	94.993	87.804	99.716
10	T	6.8774	10.1286	4.1071	8.8721	10.1589	6.7723	5.4194	8.0454	5.9026	7.7667	9.1282	4.8993	12.9792	12.1917	88.0780
	S	133.044	89.867	95.124	94.218	120.942	88.093	85.803	91.780	119.092	70.669	93.815	120.796	94.504	87.075	99.689
11	T			4.1113	9.1536	10.1115	6.9052	5.4006	8.0147	5.9338				13.2649	12.3058	611.3730
	S			95.026	91.320	121.509	86.397	86.102	92.132	118.466				92.469	86.268	14.363
12	T	6.9120	10.0865	4.1067	8.9283	10.1234	6.7047	5.3705	8.1669	5.9366	7.6927	9.0905	4.9058	13.0350	12.0752	88.0246
	S	132.378	90.242	95.133	93.625	121.366	88.981	86.584	90.415	118.410	71.349	94.204	120.636	94.100	87.915	99.749
13	T	6.9084	10.7373	4.2589	9.3308	10.1784	6.7223	5.3807	8.0620	5.9255	7.6961	9.1904	4.9107	13.5897	12.1030	89.3015
	S	132.447	84.772	91.733	89.586	120.710	88.748	86.420	91.591	118.632	71.317	93.180	120.516	90.259	87.713	98.323
14	T	6.9044	10.0154	4.0913	8.9758	10.0364	6.9455	5.4367	8.0512	5.9136	7.7568	9.1104	4.9011	13.0671	12.3822	88.1386
	S	132.524	90.883	95.491	93.129	122.418	85.896	85.530	91.714	118.871	70.759	93.998	120.752	93.869	85.735	99.620
15	T			4.1243	8.9561	10.0552	6.8612	7.2483	8.2649	5.9261				13.0804	14.1095	431.6649
	S			94.727	93.334	122.189	86.951	64.153	89.343	118.620				93.773	75.239	20.341
16	T	6.9034	10.1439	4.0923	8.8325	10.0296	6.6746	5.3767	8.0757	5.9437	7.7167	9.1334	4.9252	12.9248	12.0513	87.8477
	S	132.543	89.731	95.468	94.640	122.501	89.382	86.484	91.436	118.269	71.127	93.762	120.161	94.902	88.089	99.950
17	T	6.8761	10.0222	4.1027	8.8744	9.9939	6.6880	5.3540	8.1659	5.9226	7.7072	9.2071	4.9038	12.9771	12.0420	87.8179
	S	133.070	90.821	95.226	94.193	122.939	89.203	86.851	90.426	118.690	71.214	93.011	120.686	94.520	88.157	99.984
18	T	6.8224	10.1841	4.3629	8.9239	9.9095	6.6518	5.5596	8.0884	5.9536	7.7793	9.1500	4.8775	13.2868	12.2114	88.2630
	S	134.117	89.377	89.546	93.671	123.986	89.689	83.639	91.292	118.072	70.554	93.592	121.336	92.317	86.934	99.480
19	T	6.7658	10.1946	4.1895	8.8436	9.9535	6.7457	5.4007	8.0596	5.9072	7.8906	9.1323	4.8489	13.0331	12.1464	87.9320
	S	135.239	89.285	93.253	94.521	123.438	88.440	86.100	91.619	119.000	69.559	93.773	122.052	94.114	87.400	99.854

**Event:** Promoter Test Day - IMS RC  
**Track:** Indianapolis Motor Speedway RC  
**Report:** Section Data Report  
**Session:** USF2000 Practice 2

2.439 mile(s)



USF2000

May 11, 2016

**Section Data for Car 91 - Gabin, Luke**

Lap	T/S	PI to PO	PO to SF	SF to PI
1	T	451.7293	89.9630	
	S	3.145	89.601	
2	T			
	S			
3	T			
	S			
4	T			88.7197
	S			90.207
5	T	111.5997	87.2718	
	S	12.729	92.364	
6	T			
	S			
7	T			
	S			
8	T			
	S			
9	T			
	S			
10	T			87.8886
	S			91.061
11	T	525.2858	86.2054	
	S	2.704	93.507	
12	T			
	S			
13	T			
	S			
14	T			88.2661
	S			90.671
15	T	338.5472	93.0273	
	S	4.196	86.650	
16	T			
	S			
17	T			
	S			
18	T			
	S			
19	T			86.9864
	S			92.005

**Event:** Promoter Test Day - IMS RC  
**Track:** Indianapolis Motor Speedway RC  
**Report:** Section Data Report  
**Session:** USF2000 Practice 2

2.439 mile(s)   
**USF2000**  
**May 11, 2016**

**Section Data for Car 91 - Gabin, Luke**

Lap	T/SF to I1	I1 to I2	I2 to I3A	I3A to I3	I3 to I4	I4 to I5A	I5A to I5	I5 to I6	I6 to I7	I7 to I8	I8 to I9	I9 to SF	I2 to I3	I4 to I5	Lap	
20	T			4.1129	9.3780	13.7320	7.2387	5.5741	7.9787	5.8822				13.4909	12.8128	228.6244
	S			94.989	89.135	89.472	82.417	83.422	92.548	119.505				90.920	82.854	38.405
21	T	6.8790	9.9251	4.1467	8.7370	9.9369	6.6780	5.3694	7.9376	5.8507	7.7314	9.0191	4.8666	12.8837	12.0474	87.0775
	S	133.014	91.710	94.215	95.675	123.644	89.337	86.602	93.027	120.149	70.991	94.950	121.608	95.205	88.118	100.834
22	T	6.8850	9.9891	4.0647	8.8007	9.9310	6.6218	5.3233	7.9265	5.9391	7.7204	9.0653	4.8960	12.8654	11.9451	87.1629
	S	132.898	91.122	96.116	94.982	123.717	90.095	87.352	93.157	118.360	71.093	94.466	120.878	95.340	88.873	100.736
23	T	6.8327	10.0067	4.1163	8.9504	9.9251	6.8632	5.4202	7.9632	5.8710	7.6697	9.0605	4.8814	13.0667	12.2834	87.5604
	S	133.915	90.962	94.911	93.393	123.791	86.926	85.790	92.728	119.733	71.563	94.516	121.239	93.872	86.425	100.278
24	T	9.1001	14.2921	4.8229	8.9506	9.9310	6.7114	5.3812	7.9184	5.8555	11.2270	9.5451	5.7436	13.7735	12.0926	99.4789
	S	100.548	63.687	81.006	93.391	123.717	88.892	86.412	93.252	120.050	48.888	89.718	103.040	89.054	87.788	88.264
25	T	7.3369	10.7935	4.2413	8.8427	9.9700	6.7756	5.4217	7.9634	5.8296	20.5201	10.9111	5.4318	13.0840	12.1973	104.0377
	S	124.712	84.331	92.114	94.531	123.233	88.050	85.766	92.725	120.584	26.748	78.486	108.954	93.747	87.035	84.396
26	T									5.9463						
	S									118.217						

**Event:** Promoter Test Day - IMS RC  
**Track:** Indianapolis Motor Speedway RC  
**Report:** Section Data Report  
**Session:** USF2000 Practice 2

2.439 mile(s)



USF2000

May 11, 2016

**Section Data for Car 91 - Gabin, Luke**

Lap	T/S	PI to PO	PO to SF	SF to PI
20	T	138.6412	90.6176	
	S	10.246	88.954	
21	T			
	S			
22	T			
	S			
23	T			
	S			
24	T			
	S			
25	T			89.6551
	S			89.266
26	T			
	S			



Event: Promoter Test Day - IMS RC  
Track: Indianapolis Motor Speedway RC  
Report: Section Data Report  
Session: USF2000 Practice 2

2.439 mile(s)   
USF2000  
May 11, 2016

Section Data for Car 92 - Das, Cameron (R)

Lap	T/SF to I1	I1 to I2	I2 to I3A	I3A to I3	I3 to I4	I4 to I5A	I5A to I5	I5 to I6	I6 to I7	I7 to I8	I8 to I9	I9 to SF	I2 to I3	I4 to I5	Lap	
1	T	6.9262	10.4468	4.1038	9.0417	10.1114	6.8310	5.4521	8.8085	6.0871	7.9563	9.3363	4.9581	13.1455	12.2831	90.0593
	S	132.107	87.130	95.200	92.450	121.510	87.336	85.288	83.829	115.483	68.985	91.724	119.364	93.309	86.427	97.496
2	T	6.9101	10.4576	4.2448	9.1336	10.3508	6.7596	5.3867	8.1821	6.1141	7.8489	9.3032	4.9446	13.3784	12.1463	89.6361
	S	132.415	87.040	92.038	91.520	118.700	88.258	86.324	90.247	114.973	69.929	92.050	119.690	91.684	87.400	97.956
3	T	6.9309	10.2818	4.1049	9.1754	10.1666	6.8951	5.4251	8.3951	6.0362	7.7630	9.2852	4.9395	13.2803	12.3202	89.3988
	S	132.017	88.528	95.175	91.103	120.850	86.524	85.713	87.957	116.456	70.703	92.229	119.813	92.362	86.167	98.216
4	T	6.9423	10.3006	4.1061	9.1747	10.1687	6.9096	5.3972	8.1678	5.9892	7.7110	9.3819	4.9412	13.2808	12.3068	89.1903
	S	131.801	88.366	95.147	91.110	120.825	86.342	86.156	90.405	117.370	71.179	91.278	119.772	92.358	86.261	98.446
5	T	6.9132	10.2851	4.0681	9.1814	10.1592	6.8536	5.4808	8.2632	6.0003	7.5997	9.5490	4.9429	13.2495	12.3344	89.2965
	S	132.355	88.500	96.035	91.044	120.938	87.048	84.842	89.361	117.153	72.222	89.681	119.731	92.576	86.067	98.329
6	T			4.1506	9.1898	10.2146	7.0536	5.3680	8.1860	6.0064				13.3404	12.4216	420.7294
	S			94.127	90.961	120.282	84.580	86.624	90.204	117.034				91.946	85.463	20.869
7	T	6.9531	10.2640	4.1373	9.0005	10.2429	6.8512	5.4182	8.1971	5.9813	7.7025	9.3317	4.9590	13.1378	12.2694	89.0388
	S	131.596	88.682	94.429	92.874	119.950	87.078	85.822	90.082	117.525	71.258	91.769	119.342	93.363	86.523	98.613
8	T	7.0172	10.9829	4.2571	9.1767	10.7524	7.3668	5.6791	8.3607	6.0088	7.6842	9.3801	4.9496	13.4338	13.0459	91.6156
	S	130.394	82.877	91.772	91.090	114.266	80.984	81.879	88.319	116.988	71.428	91.296	119.569	91.306	81.374	95.840
9	T			4.1048	9.1956	10.2315	6.8464	5.3732	8.2724	6.8328				13.3004	12.2196	567.9912
	S			95.177	90.903	120.084	87.139	86.541	89.262	102.879				92.222	86.876	15.459
10	T	7.0102	10.4277	4.1386	9.0668	10.2479	6.7717	5.3792	8.2898	6.0811	7.7180	9.3737	4.9692	13.2054	12.1509	89.4739
	S	130.524	87.289	94.400	92.194	119.892	88.101	86.444	89.074	115.597	71.115	91.358	119.097	92.886	87.367	98.134
11	T	6.9657	10.2023	4.1334	9.0678	10.2408	6.8006	5.4233	8.2143	5.9571	7.6838	9.3592	4.9579	13.2012	12.2239	89.0062
	S	131.358	89.218	94.518	92.184	119.975	87.726	85.741	89.893	118.003	71.431	91.500	119.369	92.915	86.846	98.649
12	T	6.9479	10.3245	4.1286	9.0882	10.1979	6.7214	5.4113	8.2024	5.9437	7.7054	9.3820	4.9377	13.2168	12.1327	88.9910
	S	131.694	88.162	94.628	91.977	120.479	88.760	85.931	90.024	118.269	71.231	91.277	119.857	92.805	87.498	98.666
13	T	6.9591	10.4612	4.1297	9.0351	10.1829	6.7257	5.3421	8.4293	5.9958	7.7039	9.2864	4.9372	13.1648	12.0678	89.1884
	S	131.483	87.010	94.603	92.518	120.657	88.703	87.044	87.600	117.241	71.245	92.217	119.869	93.172	87.969	98.448
14	T			4.1267	9.0535	10.1939	6.8196	5.3807	8.1315	6.1032				13.1802	12.2003	415.8501
	S			94.672	92.330	120.527	87.482	86.420	90.808	115.178				93.063	87.014	21.114
15	T	7.0111	10.1354	4.1387	9.0080	10.1178	6.6939	5.3421	8.2134	6.0329	7.7382	9.2729	4.9819	13.1467	12.0360	88.6863
	S	130.507	89.807	94.397	92.796	121.433	89.125	87.044	89.903	116.520	70.929	92.351	118.794	93.300	88.201	99.005
16	T	6.9628	10.5867	4.1481	9.1076	10.2987	7.3373	5.5338	8.4480	6.0096	7.6042	9.4324	4.9774	13.2557	12.8711	90.4466
	S	131.413	85.978	94.183	91.781	119.300	81.309	84.029	87.406	116.972	72.179	90.790	118.901	92.533	82.479	97.078
17	T	6.9531	10.3771	4.1353	9.1776	10.1242	6.7656	5.4531	8.2645	6.0028	7.6829	9.3266	4.9699	13.3129	12.2187	89.2327
	S	131.596	87.715	94.475	91.081	121.356	88.180	85.273	89.347	117.104	71.440	91.819	119.081	92.136	86.882	98.399
18	T			4.2304	9.4028	10.3090	7.1019	5.4108	8.3875	6.0063				13.6332	12.5127	343.2819
	S			92.351	88.900	119.181	84.004	85.939	88.037	117.036				89.971	84.841	25.578
19	T	6.9980	10.1458	4.0654	8.9513	10.1225	6.7385	5.3596	8.0350	6.3391	9.1378	9.3677	4.9615	13.0167	12.0981	90.2222
	S	130.752	89.715	96.099	93.384	121.377	88.535	86.760	91.899	110.892	60.065	91.417	119.282	94.232	87.749	97.320

**Event:** Promoter Test Day - IMS RC  
**Track:** Indianapolis Motor Speedway RC  
**Report:** Section Data Report  
**Session:** USF2000 Practice 2

2.439 mile(s)



USF2000

May 11, 2016

**Section Data for Car 92 - Das, Cameron (R)**

Lap	T/S	PI to PO	PO to SF	SF to PI
1	T	440.6277	90.0070	
	S	3.224	89.557	
2	T			
	S			
3	T			
	S			
4	T			
	S			
5	T			85.5320
	S			93.569
6	T	336.1857	88.1908	
	S	4.226	91.402	
7	T			
	S			
8	T			96.5166
	S			82.920
9	T	475.7562	87.4533	
	S	2.986	92.173	
10	T			
	S			
11	T			
	S			
12	T			
	S			
13	T			85.6101
	S			93.484
14	T	332.5271	87.0039	
	S	4.273	92.649	
15	T			
	S			
16	T			
	S			
17	T			85.7440
	S			93.338
18	T	258.8320	89.7625	
	S	5.488	89.801	
19	T			
	S			

**Event:** Promoter Test Day - IMS RC  
**Track:** Indianapolis Motor Speedway RC  
**Report:** Section Data Report  
**Session:** USF2000 Practice 2

2.439 mile(s)   
**USF2000**  
**May 11, 2016**

**Section Data for Car 92 - Das, Cameron (R)**

Lap	T/SF to I1	I1 to I2	I2 to I3A	I3A to I3	I3 to I4	I4 to I5A	I5A to I5	I5 to I6	I6 to I7	I7 to I8	I8 to I9	I9 to SF	I2 to I3	I4 to I5	Lap	
20	T	6.9769	10.1147	4.1001	8.9926	10.1165	6.7117	5.2864	8.1692	5.9489	7.5847	9.3774	4.9537	13.0927	11.9981	88.3328
	S	131.147	89.991	95.286	92.955	121.449	88.888	87.962	90.389	118.165	72.365	91.322	119.470	93.685	88.480	99.401
21	T	6.9542	10.1355	4.1145	8.9316	10.1036	6.6052	5.3260	8.1020	5.9508	7.6915	9.3592	4.9521	13.0461	11.9312	88.2262
	S	131.575	89.806	94.952	93.590	121.604	90.321	87.308	91.139	118.128	71.360	91.500	119.509	94.020	88.976	99.521
22	T	6.9398	10.5388							5.9609	7.5588	9.3950	4.9565			
	S	131.848	86.369							117.928	72.613	91.151	119.402			

**Event:** Promoter Test Day - IMS RC  
**Track:** Indianapolis Motor Speedway RC  
**Report:** Section Data Report  
**Session:** USF2000 Practice 2

2.439 mile(s)








**USF2000**  
**May 11, 2016**

**Section Data for Car 92 - Das, Cameron (R)**

Lap	T/SPI to PO	PO to SF	SF to PI
20	T		
	S		
21	T		
	S		
22	T		
	S		

## Report Support Information

Section Legend	
Name	Length
SF to I1	0.254167 miles
I1 to I2	0.252841 miles
I2 to I3A	0.108523 miles
I3A to I3	0.232197 miles
I3 to I4	0.341288 miles
I4 to I5A	0.165720 miles
I5A to I5	0.129167 miles
I5 to I6	0.205114 miles
I6 to I7	0.195265 miles
I7 to I8	0.152462 miles
I8 to I9	0.237879 miles
I9 to SF	0.164394 miles
I2 to I3	0.340720 miles
I4 to I5	0.294886 miles
Lap	2.439000 miles
PI to PO	0.394602 miles
PO to SF	2.239110 miles
SF to PI	2.223106 miles
PO to I2	0.307102 miles
I7 to PI	0.338826 miles
PO to PI	2.023201 miles

Color Legend	
	Fastest Lap
	Section Under Caution
	Section Under Green
	Section Time Data
	Section Speed Data

