

Event: Cooper Tires USF2000 GP of Mid-Ohio
 Track: Mid-Ohio Sports Car Course
 Report: Section Data Report
 Session: Qualifications - Race 1

Round 12 / 13
 2.258 mile(s)
 USF2000
 July 28, 2017



Section Data for Car 10 - Gutierrez, Andres (R)

Lap	T/SF to I1	I1 to I2A	I2A to I2	I2 to I3A	I3A to I3	I3 to I4	I4 to I5A	I5A to I5B	I5B to I5	I5 to I6A	I6A to I6	I6 to I7A	I7A to I7	I7 to I8	I8 to SF	
1	T	4.7138	7.7836	4.9988	8.9151	8.6738	3.0353	8.4467	5.5384	4.7097	5.4774	6.7415	3.6790	5.8176	6.1386	5.0185
	S	109.350	102.926	115.255	69.519	111.621	126.242	82.900	69.309	72.529	93.110	82.326	103.412	91.884	67.309	88.989
2	T	4.6504	7.5862	4.8520	8.6882	8.5593			5.4570	4.6480	5.4308	6.6466	3.5842	5.4584	5.7072	4.9444
	S	110.841	105.604	118.742	71.335	113.115			70.343	73.492	93.909	83.501	106.148	97.931	72.397	90.323
3	T	4.6343	7.4095	4.7907	8.6653	8.5393			5.3796	4.6241	5.4240	6.6388	3.5483	5.4219	5.7244	4.9185
	S	111.226	108.123	120.261	71.524	113.380			71.355	73.872	94.027	83.599	107.222	98.590	72.179	90.798
4	T	4.6648	7.4685			8.4815			6.6092	6.1355	6.4100	7.0374	3.5342	6.2576	7.3360	4.9884
	S	110.499	107.269			114.152			58.080	55.675	79.563	78.864	107.649	85.423	56.322	89.526
5	T	4.6251	7.2735	4.7613	8.6034	8.5048			5.3098	4.6827	5.7175	7.1286	3.5532	5.3804	5.5920	4.8819
	S	111.447	110.145	121.004	72.038	113.839			72.293	72.947	89.200	77.855	107.074	99.351	73.888	91.479
6	T			6.2998	9.5336	8.7244	2.9273	9.0054	7.1108	5.8470	6.5879	6.9643	3.7855	6.4663		
	S			91.453	65.009	110.974	130.899	77.756	53.983	58.422	77.415	79.692	100.503	82.666		
7	T												3.5704			
	S												106.558			

Event: Cooper Tires USF2000 GP of Mid-Ohio

Round 12 / 13

Track: Mid-Ohio Sports Car Course

2.258 mile(s)



Report: Section Data Report

USF2000

Session: Qualifications - Race 1

July 28, 2017

Section Data for Car 10 - Gutierrez, Andres (R)

Lap	T/S	I1 to I2	I2 to I3	I4 to I5	I5 to I6	I6 to I7	Lap	PI to PO	PO to SF	SF to PI
1	T	12.7824	17.5889	19.2685	12.2189	9.4966	88.8030		91.9969	
	S	107.748	90.282	73.990	87.160	96.350	91.537		82.762	
2	T	12.4382	17.2475		12.0774	9.0426	86.5158			
	S	110.729	92.069		88.181	101.188	93.957			
3	T	12.2002	17.2046		12.0628	8.9702	86.0223			
	S	112.889	92.298		88.288	102.004	94.496			
4	T				13.4474	9.7918	92.7193			
	S				79.197	93.446	87.671			
5	T	12.0348	17.1082		12.8461	8.9336	86.2507			86.3596
	S	114.441	92.818		82.905	102.422	94.246			88.962
6	T		18.2580	21.9632	13.5522	10.2518	413.0861	319.3788		
	S		86.973	64.912	78.585	89.253	19.678	2.812		
7	T									
	S									

Event: Cooper Tires USF2000 GP of Mid-Ohio
 Track: Mid-Ohio Sports Car Course
 Report: Section Data Report
 Session: Qualifications - Race 1

Round 12 / 13
 2.258 mile(s)
 USF2000
 July 28, 2017



Section Data for Car 11 - Enders, Kory (R)

Lap	T/SF to I1	I1 to I2A	I2A to I2	I2 to I3A	I3A to I3	I3 to I4	I4 to I5A	I5A to I5B	I5B to I5	I5 to I6A	I6A to I6	I6 to I7A	I7A to I7	I7 to I8	I8 to SF	
1	T		6.4739	9.5576	8.6006	2.9376	8.9821	5.7291	4.8089	5.4859	6.8351	4.1630	6.8620			
	S		88.994	64.846	112.571	130.440	77.958	67.002	71.033	92.966	81.199	91.390	77.899			
2	T	4.8950	7.7643	4.9132	9.0433	8.5085		5.5246	4.7308	5.4614	6.7460	3.6134	6.2696	8.0271	5.8739	
	S	105.302	103.182	117.263	68.534	113.790		69.483	72.206	93.383	82.271	105.290	85.260	51.473	76.030	
3	T	4.6719	7.5715	4.8030	8.6793	8.5033		5.4224	4.4631	5.3678	6.7004	3.5937	5.6708	5.7962	4.9508	
	S	110.331	105.809	119.953	71.408	113.860		70.792	76.537	95.011	82.831	105.867	94.263	71.285	90.206	
4	T	4.6045	7.4322	4.7399	8.6197	8.4500		5.4220	4.5357	5.4009	6.5334	3.5470	5.5275	5.7324	4.8469	
	S	111.946	107.793	121.550	71.902	114.578		70.797	75.312	94.429	84.948	107.261	96.707	72.078	92.139	
5	T	4.6166	7.4187	4.7685	8.5622	8.4057		5.3390	4.5023	5.3858	6.4985	3.5659	5.4869	5.6740	4.8831	
	S	111.652	107.989	120.821	72.385	115.182		71.898	75.870	94.693	85.404	106.692	97.422	72.820	91.456	
6	T	4.6969	7.7717	4.9268	9.2235	9.0710	3.1590	7.9374	5.4613	4.6664	5.4856	6.8183	3.5562	5.5289	5.5816	4.9099
	S	109.744	103.084	116.939	67.195	106.734	121.298	88.219	70.288	73.202	92.971	81.399	106.983	96.682	74.026	90.957
7	T			6.7007	9.4971	9.8182	3.1752	8.8373	6.6035	6.1375	7.5478	7.4419	3.7724	6.6706		
	S			85.982	65.259	98.611	120.680	79.235	58.130	55.656	67.569	74.578	100.852	80.135		
8	T	4.6208	7.4036	4.7872	8.5820	8.4648	2.8420	7.3649	5.4687	4.6505	5.3470	6.4948	4.4074	5.8511	5.8216	4.9817
	S	111.551	108.209	120.349	72.218	114.377	134.828	95.076	70.193	73.453	95.381	85.453	86.322	91.358	70.974	89.646
9	T												3.4718	6.1929		
	S												109.584	86.316		

Event: Cooper Tires USF2000 GP of Mid-Ohio
Track: Mid-Ohio Sports Car Course
Report: Section Data Report
Session: Qualifications - Race 1

Round 12 / 13
2.258 mile(s)
USF2000
July 28, 2017



Section Data for Car 11 - Enders, Kory (R)

Lap	T/S	I1 to I2	I2 to I3	I4 to I5	I5 to I6	I6 to I7	Lap	PI to PO	PO to SF	SF to PI
1	T		18.1582	21.0520	12.3210	11.0250	249.1099	157.3134	97.0370	
	S		87.451	67.722	86.438	82.993	32.631	5.708	78.464	
2	T	12.6775	17.5518		12.2074	9.8830	91.8426			
	S	108.639	90.472		87.242	92.583	88.508			
3	T	12.3745	17.1826		12.0682	9.2645	86.3918			
	S	111.299	92.416		88.248	98.764	94.092			
4	T	12.1721	17.0697		11.9343	9.0745	85.5085			
	S	113.150	93.028		89.239	100.832	95.064			
5	T	12.1872	16.9679		11.8843	9.0528	85.2068			
	S	113.010	93.586		89.614	101.074	95.401			
6	T	12.6985	18.2945	18.0651	12.3039	9.0851	88.7945			86.8494
	S	108.459	86.800	78.919	86.558	100.714	91.546			88.460
7	T		19.3153	21.5783	14.9897	10.4430	384.8015	288.6718	99.5600	
	S		82.212	66.070	71.049	87.619	21.125	3.111	76.475	
8	T	12.1908	17.0468	17.4841	11.8418	10.2585	87.0881			83.7071
	S	112.976	93.153	81.542	89.936	89.194	93.340			91.781
9	T						9.6647			
	S						94.674			

Event: Cooper Tires USF2000 GP of Mid-Ohio
 Track: Mid-Ohio Sports Car Course
 Report: Section Data Report
 Session: Qualifications - Race 1

Round 12 / 13
 2.258 mile(s)
 USF2000
 July 28, 2017



Section Data for Car 12 - de la Vara, Moises (R)

Lap	T/SF to I1	I1 to I2A	I2A to I2	I2 to I3A	I3A to I3	I3 to I4	I4 to I5A	I5A to I5B	I5B to I5	I5 to I6A	I6A to I6	I6 to I7A	I7A to I7	I7 to I8	I8 to SF
1	T		6.3047	9.6672	8.8451	3.0090	8.7735	5.6998	5.1310	5.8677	7.4760	3.7309	6.3195		
	S		91.382	64.111	109.460	127.345	79.812	67.347	66.574	86.917	74.238	101.974	84.587		
2	T	4.7310	7.7136	4.8967	8.8241	8.5518		5.4042	4.7480	5.4197	6.7033	3.7158	5.9227	5.9686	5.0979
	S	108.953	103.860	117.658	70.236	113.214		71.031	71.944	94.101	82.795	102.388	90.254	69.226	87.603
3	T	4.6659	7.6363	4.8513	8.6605	8.4988		5.3894	4.5856	5.4059	6.6628	3.5415	5.5757	5.7840	4.8947
	S	110.473	104.912	118.759	71.563	113.920		71.226	74.492	94.341	83.298	107.428	95.871	71.435	91.240
4	T	4.6698	7.3937	4.7786	8.5818	8.4944	2.8792	7.2224	5.3597	4.6519	5.4090	6.6223	3.5359	5.4396	4.8618
	S	110.380	108.354	120.566	72.219	113.979	133.086	96.952	71.620	73.430	94.287	83.808	107.598	98.269	69.364
5	T	4.6768	7.4564	4.8558	8.6142	8.5090		5.3369	4.5551	5.3085	6.5797	3.5406	5.3879	5.7916	4.8878
	S	110.215	107.443	118.649	71.948	113.783		71.926	74.991	96.072	84.350	107.455	99.212	71.342	91.368
6	T	5.1617	7.7335	6.5501	9.7424	8.7637	2.9214	8.6826	5.9335	5.0335	6.0734	7.2882	3.5450	5.4302	5.0121
	S	99.861	103.593	87.958	63.616	110.476	131.164	80.647	64.694	67.863	83.973	76.150	107.321	98.439	71.742
7	T			5.9324	9.6424	8.7933	3.1183	9.4928	6.2456	6.1248	6.2189	8.3079	3.7047	6.8873	
	S			97.117	64.276	110.104	122.882	73.764	61.461	55.772	82.008	66.804	102.695	77.613	
8	T	4.7410	7.5534	4.8492	8.7691	8.5430	2.8936	7.1248	5.3891	4.5966	5.3013	6.5460	3.8615	5.8145	4.9933
	S	108.723	106.063	118.811	70.677	113.330	132.424	98.280	71.230	74.314	96.203	84.785	98.525	91.933	69.966
9	T											3.5435	5.8161		
	S											107.367	91.908		

Event: Cooper Tires USF2000 GP of Mid-Ohio

Round 12 / 13

Track: Mid-Ohio Sports Car Course

2.258 mile(s)



Report: Section Data Report

USF2000

Session: Qualifications - Race 1

July 28, 2017

Section Data for Car 12 - de la Vara, Moises (R)

Lap	T/S	I1 to I2	I2 to I3	I4 to I5	I5 to I6	I6 to I7	Lap	PI to PO	PO to SF	SF to PI
1	T		18.5123	20.1543	13.3437	10.0504	249.4234	158.7204	92.8082	
	S		85.778	70.738	79.813	91.041	32.590	5.657	82.039	
2	T	12.6103	17.3759		12.1230	9.6385	87.9839			
	S	109.218	91.388		87.850	94.932	92.390			
3	T	12.4876	17.1593		12.0687	9.1172	86.3151			
	S	110.291	92.542		88.245	100.360	94.176			
4	T	12.1723	17.0762	17.2340	12.0313	8.9755	85.8568			
	S	113.148	92.992	82.725	88.519	101.944	94.679			
5	T	12.3122	17.1232		11.8882	8.9285	85.6319			
	S	111.862	92.737		89.585	102.481	94.927			
6	T	14.2836	18.5061	19.6496	13.3616	8.9752	93.6306			94.1776
	S	96.423	85.807	72.555	79.706	101.948	86.818			81.577
7	T		18.4357	21.8632	14.5268	10.5920	365.6512	270.0348	95.8976	
	S		86.135	65.209	73.313	86.386	22.231	3.325	79.396	
8	T	12.4026	17.3121	17.1105	11.8473	9.6760	86.8819			83.7415
	S	111.047	91.725	83.322	89.894	94.564	93.561			91.743
9	T						9.3596			
	S						97.761			

Event: Cooper Tires USF2000 GP of Mid-Ohio
 Track: Mid-Ohio Sports Car Course
 Report: Section Data Report
 Session: Qualifications - Race 1

Round 12 / 13
 2.258 mile(s)
 USF2000
 July 28, 2017



Section Data for Car 21 - VeeKay, Rinus (R)

Lap	T/SF to I1	I1 to I2A	I2A to I2	I2 to I3A	I3A to I3	I3 to I4	I4 to I5A	I5A to I5B	I5B to I5	I5 to I6A	I6A to I6	I6 to I7A	I7A to I7	I7 to I8	I8 to SF	
1	T	4.7125	7.8546	4.9342	8.8259	8.5512			5.3841	4.6969	5.3310	6.6322	3.6264	5.8152	5.7911	4.9883
	S	109.380	101.996	116.764	70.222	113.222			71.296	72.727	95.667	83.683	104.912	91.922	71.348	89.528
2	T	4.6889	7.5782	4.8064	8.5315	8.4753			5.3131	4.6269	5.3014	6.4727	3.5631	5.6341	5.5710	4.9290
	S	109.931	105.716	119.869	72.645	114.236			72.249	73.827	96.201	85.745	106.776	94.877	74.167	90.605
3	T	4.6240	7.4841	4.7697	8.5843	8.4397	2.8713	7.1929	5.3246	4.5272	5.2939	6.3971	3.5291	5.4915	5.4987	4.8774
	S	111.474	107.045	120.791	72.198	114.718	133.452	97.350	72.092	75.453	96.337	86.758	107.805	97.341	75.142	91.563
4	T	4.6044	7.4270	4.7569	8.4433	8.4386			5.2441	4.4723	5.2847	6.6145	3.5086	5.4043	5.4836	4.8629
	S	111.948	107.868	121.116	73.404	114.733			73.199	76.379	96.505	83.907	108.435	98.911	75.349	91.836
5	T			5.1717	9.1936	8.5647	2.9033	7.6192	5.4680	4.6059	5.3529	6.5084	3.7110	6.3215		
	S			111.402	67.413	113.043	131.981	91.903	70.202	74.164	95.275	85.274	102.521	84.560		
6	T	4.6165	7.3798	4.7371	8.5239	8.4456	2.8822	7.2331	5.3126	4.5142	5.2966	6.4441	3.5396	5.4838	5.4563	4.8944
	S	111.655	108.558	121.622	72.710	114.637	132.948	96.809	72.255	75.670	96.288	86.125	107.485	97.477	75.726	91.245
7	T	4.6256	7.6403	6.0194	11.5056	16.5768	6.6415	12.6488	6.7656	5.9355	8.0776	10.1398	6.3310	9.6614	5.4369	4.8618
	S	111.435	104.857	95.713	53.867	58.406	57.695	55.359	56.738	57.550	63.138	54.735	60.094	55.328	75.996	91.857

Event: Cooper Tires USF2000 GP of Mid-Ohio

Round 12 / 13

Track: Mid-Ohio Sports Car Course

2.258 mile(s)



Report: Section Data Report

USF2000

Session: Qualifications - Race 1

July 28, 2017

Section Data for Car 21 - VeeKay, Rinus (R)

Lap	T/S	I1 to I2	I2 to I3	I4 to I5	I5 to I6	I6 to I7	Lap	PI to PO	PO to SF	SF to PI
1	T	12.7888	17.3771		11.9632	9.4416	87.4742		90.7991	
	S	107.694	91.382		89.023	96.912	92.928		83.854	
2	T	12.3846	17.0068		11.7741	9.1972	85.6442			
	S	111.208	93.372		90.453	99.487	94.914			
3	T	12.2538	17.0240	17.0447	11.6910	9.0206	84.9055			
	S	112.396	93.277	83.644	91.096	101.434	95.739			
4	T	12.1839	16.8819		11.8992	8.9129	84.5863			83.2699
	S	113.040	94.063		89.502	102.660	96.101			92.263
5	T		17.7583	17.6931	11.8613	10.0325	418.1890	334.9972	84.6229	
	S		89.420	80.578	89.788	91.204	19.438	2.680	89.974	
6	T	12.1169	16.9695	17.0599	11.7407	9.0234	84.7598			
	S	113.665	93.577	83.569	90.710	101.403	95.904			
7	T	13.6597	28.0824	25.3499	18.2174	15.9924				122.5370
	S	100.827	56.546	56.240	58.461	57.215				62.697

Event: Cooper Tires USF2000 GP of Mid-Ohio
Track: Mid-Ohio Sports Car Course
Report: Section Data Report
Session: Qualifications - Race 1

Round 12 / 13
2.258 mile(s)
USF2000
July 28, 2017



Section Data for Car 22 - Ming, Calvin (R)

Lap	T/SF to I1	I1 to I2A	I2A to I2	I2 to I3A	I3A to I3	I3 to I4	I4 to I5A	I5A to I5B	I5B to I5	I5 to I6A	I6A to I6	I6 to I7A	I7A to I7	I7 to I8	I8 to SF	
1	T	5.1570	8.9280	5.2500	9.4782	9.2653	3.1617	8.4866	5.7439	5.0536	6.0690	7.5499	3.6919	6.2862	6.3040	5.0568
	S	99.952	89.733	109.740	65.389	104.495	121.195	82.510	66.830	67.594	84.034	73.511	103.051	85.035	65.543	88.315
2	T			6.3346	9.6555	9.1491	3.4578	9.1612	5.7010	4.9058	5.6304	6.9884	3.7635	7.5710		
	S			90.951	64.189	105.823	110.817	76.434	67.333	69.630	90.580	79.417	101.091	70.604		
3	T	4.7682	7.9267	4.8848	8.9186	8.5105			7.2468	5.6152	5.6128	6.9636	3.6064	5.9391	5.9953	4.9758
	S	108.103	101.068	117.945	69.492	113.763			52.970	60.833	90.864	79.700	105.494	90.004	68.918	89.753
4	T	4.7158	7.7815	4.8526	8.8611	8.4842			5.4373	4.5694	5.3481	6.5809	3.5879	5.7515	5.8620	4.9483
	S	109.304	102.954	118.727	69.943	114.116			70.598	74.756	95.361	84.335	106.038	92.940	70.485	90.251
5	T	4.6691	7.5297	4.7796	8.7554	8.4984			5.3989	4.5572	5.3052	6.4694	3.5120	5.6842	5.6203	4.8788
	S	110.397	106.397	120.541	70.787	113.925			71.100	74.956	96.132	85.788	108.330	94.041	73.516	91.537
6	T	4.6459	7.4700	4.7568	8.5539	8.4471			5.3453	4.5197	5.3188	6.4610	3.4827	5.5736	5.6375	4.8909
	S	110.948	107.247	121.118	72.455	114.617			71.813	75.578	95.886	85.900	109.241	95.907	73.292	91.311
7	T	4.6741	7.8359	5.0013	8.9202	8.4693	2.8828	7.6174	5.3322	4.5978	5.5618	6.7924	3.5140	5.4753	5.5444	4.8649
	S	110.279	102.239	115.197	69.480	114.317	132.920	91.925	71.990	74.294	91.697	81.709	108.268	97.629	74.522	91.799
8	T			5.0448	9.0735	8.5169	2.9005	7.6269	5.4369	4.6297	5.4744	6.6197	3.9121	6.5869		
	S			114.204	68.306	113.678	132.109	91.810	70.603	73.783	93.161	83.841	97.251	81.153		
9	T	4.6220	7.4798	4.7487	8.6113	8.4157	2.8780	7.2935	5.5378	4.5650	5.3313	6.4045	3.5242	5.5701	5.6151	4.8262
	S	111.522	107.107	121.325	71.972	115.045	133.142	96.007	69.317	74.828	95.661	86.658	107.955	95.967	73.584	92.535
10	T												3.4771	5.6935		
	S												109.417	93.887		

Event: Cooper Tires USF2000 GP of Mid-Ohio
 Track: Mid-Ohio Sports Car Course
 Report: Section Data Report
 Session: Qualifications - Race 1

Round 12 / 13
 2.258 mile(s)
 USF2000
 July 28, 2017



Section Data for Car 22 - Ming, Calvin (R)

Lap	T/S	I1 to I2	I2 to I3	I4 to I5	I5 to I6	I6 to I7	Lap	PI to PO	PO to SF	SF to PI
1	T	14.1780	18.7435	19.2841	13.6189	9.9781	95.4821		93.5029	93.9535
	S	97.142	84.720	73.930	78.200	91.701	85.134		81.429	81.772
2	T		18.8046	19.7680	12.6188	11.3345	203.5196	110.3357	93.8902	
	S		84.445	72.121	84.398	80.727	39.941	8.138	81.093	
3	T	12.8115	17.4291		12.5764	9.5455	92.5845			
	S	107.503	91.109		84.682	95.857	87.799			
4	T	12.6341	17.3453		11.9290	9.3394	87.1760			
	S	109.012	91.550		89.278	97.972	93.246			
5	T	12.3093	17.2538		11.7746	9.1962	85.9321			
	S	111.889	92.035		90.449	99.498	94.596			
6	T	12.2268	17.0010		11.7798	9.0563	85.3042			
	S	112.644	93.404		90.409	101.035	95.292			
7	T	12.8372	17.3895	17.5474	12.3542	8.9893	87.0838			86.1785
	S	107.288	91.317	81.247	86.206	101.788	93.345			89.149
8	T		17.5904	17.6935	12.0941	10.4990	373.7797	290.5222	84.2998	
	S		90.274	80.577	88.059	87.151	21.748	3.091	90.319	
9	T	12.2285	17.0270	17.3963	11.7358	9.0943	85.4232			82.3442
	S	112.628	93.261	81.953	90.748	100.612	95.159			93.300
10	T						9.1706			
	S					99.775				

Event: Cooper Tires USF2000 GP of Mid-Ohio
 Track: Mid-Ohio Sports Car Course
 Report: Section Data Report
 Session: Qualifications - Race 1

Round 12 / 13
 2.258 mile(s)
 USF2000
 July 28, 2017



Section Data for Car 23 - Kohl, Lucas

Lap	T/SF to I1	I1 to I2A	I2A to I2	I2 to I3A	I3A to I3	I3 to I4	I4 to I5A	I5A to I5B	I5B to I5	I5 to I6A	I6A to I6	I6 to I7A	I7A to I7	I7 to I8	I8 to SF	
1	T	5.0978	8.8599	5.4906	9.9321	10.8630	3.1815	9.6595	6.8109	6.1039	6.8486	8.3624	3.6900	6.0603	6.0237	5.0055
	S	101.113	90.423	104.931	62.401	89.127	120.441	72.491	56.360	55.963	74.468	66.369	103.104	88.204	68.593	89.220
2	T			7.5207	9.3398	9.1303	3.0052	9.0425	5.6482	4.8181	5.6814	6.9216	5.2661	7.7472		
	S			76.607	66.358	106.041	127.506	77.437	67.962	70.897	89.767	80.184	72.246	68.999		
3	T	4.7156	7.7655	4.8614	8.8911	8.3822			5.4805	4.6796	5.3778	6.6299	3.5879	6.0246	5.9844	4.9521
	S	109.308	103.166	118.512	69.707	115.504			70.042	72.996	94.834	83.712	106.038	88.727	69.043	90.182
4	T	4.6781	7.5080	4.7738	8.5997	8.4295			5.3761	4.6496	5.2781	6.5300	3.5661	5.6115	5.6677	4.9324
	S	110.185	106.704	120.687	72.069	114.856			71.402	73.467	96.626	84.992	106.686	95.259	72.901	90.542
5	T	4.6292	7.4384	4.7243	8.5970	8.4367			5.3281	4.6349	5.2448	6.4974	3.5263	5.5612	5.5540	4.8624
	S	111.349	107.703	121.952	72.092	114.758			72.045	73.700	97.239	85.419	107.891	96.121	74.394	91.846
6	T	4.6209	7.3632	4.7023	8.5701	8.4363			5.2986	4.5791	5.2923	6.4347	3.5231	5.4796	5.7412	4.8370
	S	111.549	108.803	122.522	72.318	114.764			72.446	74.598	96.366	86.251	107.989	97.552	71.968	92.328
7	T	4.6475	7.4753	4.7590	8.6332	8.4072	3.0296	8.2064	5.4207	4.6965	5.4395	6.8052	3.5242	5.3975	5.5892	4.8377
	S	110.910	107.171	121.062	71.789	115.161	126.479	85.327	70.814	72.733	93.759	81.555	107.955	99.036	73.925	92.315
8	T			5.2064	9.5327	8.4469	2.8691			5.7606	6.0492	7.1736	3.8383	6.5245		
	S			110.659	65.015	114.620	133.555			59.298	84.309	77.367	99.121	81.929		
9	T	4.6481	7.4530	4.7497	8.6742	8.3585	2.8458	7.4377	5.3924	4.6745	5.3619	6.6324	3.6221	5.8351	5.8729	4.8605
	S	110.896	107.492	121.300	71.450	115.832	134.648	94.146	71.186	73.075	95.116	83.680	105.037	91.609	70.354	91.882
10	T												3.5783	6.0906		
	S												106.323	87.766		

Event: Cooper Tires USF2000 GP of Mid-Ohio
 Track: Mid-Ohio Sports Car Course
 Report: Section Data Report
 Session: Qualifications - Race 1

Round 12 / 13
 2.258 mile(s)
 USF2000
 July 28, 2017



Section Data for Car 23 - Kohl, Lucas

Lap	T/S	I1 to I2	I2 to I3	I4 to I5	I5 to I6	I6 to I7	Lap	PI to PO	PO to SF	SF to PI
1	T	14.3505	20.7951	22.5743	15.2110	9.7503	101.9897		94.2201	102.3021
	S	95.974	76.362	63.155	70.015	93.843	79.702		80.809	75.098
2	T		18.4701	19.5088	12.6030	13.0133	195.5038	101.3548	93.6061	
	S		85.974	73.079	84.504	70.313	41.579	8.860	81.339	
3	T	12.6269	17.2733		12.0077	9.6125	87.8695			
	S	109.074	91.931		88.693	95.189	92.510			
4	T	12.2818	17.0292		11.8081	9.1776	85.8563			
	S	112.139	93.249		90.192	99.699	94.679			
5	T	12.1627	17.0337		11.7422	9.0875	85.1954			
	S	113.237	93.224		90.699	100.688	95.414			
6	T	12.0655	17.0064		11.7270	9.0027	85.0986			
	S	114.150	93.374		90.816	101.636	95.522			
7	T	12.2343	17.0404	18.3236	12.2447	8.9217	86.8687			87.0183
	S	112.575	93.188	77.806	86.976	102.559	93.576			88.289
8	T		17.9796	24.8319	13.2228	10.3628	393.9601	299.0240	95.6285	
	S		88.320	57.413	80.543	88.297	20.634	3.003	79.619	
9	T	12.2027	17.0327	17.5046	11.9943	9.4572	86.4188			83.4221
	S	112.866	93.230	81.446	88.792	96.752	94.063			92.095
10	T						9.6689			
	S					94.633				

Event: Cooper Tires USF2000 GP of Mid-Ohio
 Track: Mid-Ohio Sports Car Course
 Report: Section Data Report
 Session: Qualifications - Race 1

Round 12 / 13
 2.258 mile(s)
 USF2000
 July 28, 2017



Section Data for Car 27 - Kaminsky, Colin (R)

Lap	T/SF to I1	I1 to I2A	I2A to I2	I2 to I3A	I3A to I3	I3 to I4	I4 to I5A	I5A to I5B	I5B to I5	I5 to I6A	I6A to I6	I6 to I7A	I7A to I7	I7 to I8	I8 to SF	
1	T	4.8615	7.9077	5.0693	9.0589	8.6243	3.1049	8.8610	5.5519	4.9654	5.5666	6.8602	3.6975	6.0684	6.2444	5.0465
	S	106.028	101.311	113.652	68.416	112.262	123.412	79.024	69.141	68.794	91.618	80.901	102.895	88.087	66.168	88.495
2	T	4.7518	7.6442	4.9679	8.8663	8.5679			5.4894	4.8210	5.4340	6.7201	3.6030	5.7334	6.0102	4.8999
	S	108.476	104.803	115.972	69.902	113.001			69.928	70.855	93.854	82.588	105.594	93.234	68.747	91.143
3	T	4.7371	7.5798	4.8633	8.7147	8.5546			5.4368	4.7656	5.3686	6.7011	3.5627	5.6052	5.8891	4.8933
	S	108.812	105.694	118.466	71.118	113.177			70.605	71.678	94.997	82.822	106.788	95.366	70.160	91.266
4	T	4.7297	7.5106	4.8233	8.6403	8.5274			5.4298	4.7495	5.3841	6.5974	3.5685	5.5086	6.0335	4.9109
	S	108.983	106.667	119.449	71.730	113.538			70.696	71.921	94.723	84.124	106.615	97.038	68.481	90.939
5	T	4.7070	7.5267	4.8025	8.5666	8.5316	2.9005	7.6143	5.4331	4.8242	5.7382	7.1556	3.5455	5.5306	5.7799	4.8422
	S	109.508	106.439	119.966	72.348	113.482	132.109	91.962	70.653	70.808	88.878	77.562	107.306	96.652	71.486	92.229
6	T			6.6383	12.5211	15.4687	4.3952	8.3528	5.7051	5.5208	7.9226	6.9943	3.7327	6.5678		
	S			86.790	49.498	62.590	87.182	83.831	67.284	61.873	64.373	79.350	101.925	81.389		
7	T	4.6976	7.4770	4.8019	8.6183	8.4868	2.8809	7.3278	5.4359	4.6512	5.3605	6.5481	3.5835	6.1714	5.9067	4.9189
	S	109.727	107.147	119.981	71.914	114.081	133.008	95.558	70.616	73.441	95.140	84.757	106.168	86.617	69.951	90.791
8	T												3.5578	6.1661		
	S												106.935	86.691		

Event: Cooper Tires USF2000 GP of Mid-Ohio
Track: Mid-Ohio Sports Car Course
Report: Section Data Report
Session: Qualifications - Race 1

Round 12 / 13
2.258 mile(s)
USF2000
July 28, 2017



Section Data for Car 27 - Kaminsky, Colin (R)

Lap	T/S	I1 to I2	I2 to I3	I4 to I5	I5 to I6	I6 to I7	Lap	PI to PO	PO to SF	SF to PI
1	T	12.9770	17.6832	19.8074	12.4268	9.7659	90.1779		95.6422	
	S	106.132	89.800	71.977	85.702	93.693	90.142		79.608	
2	T	12.6121	17.4342		12.1541	9.3364	88.0915			
	S	109.202	91.083		87.625	98.004	92.277			
3	T	12.4431	17.2693		12.0697	9.1679	87.0393			
	S	110.686	91.952		88.237	99.805	93.392			
4	T	12.3339	17.1677		11.9815	9.0771	86.5889			
	S	111.666	92.497		88.887	100.803	93.878			
5	T	12.3292	17.0982	17.8716	12.8938	9.0761	87.4985			86.7512
	S	111.708	92.873	79.774	82.598	100.814	92.902			88.560
6	T		27.9898	19.5787	14.9169	10.3005	413.3241	309.1420	105.8117	
	S		56.733	72.818	71.396	88.831	19.667	2.905	71.957	
7	T	12.2789	17.1051	17.4149	11.9086	9.7549	86.8665			82.8259
	S	112.166	92.835	81.866	89.431	93.799	93.578			92.758
8	T					9.7239				
	S					94.098				

Event: Cooper Tires USF2000 GP of Mid-Ohio
Track: Mid-Ohio Sports Car Course
Report: Section Data Report
Session: Qualifications - Race 1

Round 12 / 13
2.258 mile(s)
USF2000
July 28, 2017



Section Data for Car 3 - Askew, Oliver (R)

Lap	T/SF to I1	I1 to I2A	I2A to I2	I2 to I3A	I3A to I3	I3 to I4	I4 to I5A	I5A to I5B	I5B to I5	I5 to I6A	I6A to I6	I6 to I7A	I7A to I7	I7 to I8	I8 to SF	
1	T	4.7238	7.7013	4.8881	8.7095	8.4871			5.4251	4.6788	5.3420	6.5919	3.6128	6.1391	5.7722	5.0205
	S	109.119	104.026	117.865	71.161	114.077			70.757	73.008	95.470	84.194	105.307	87.072	71.581	88.953
2	T	4.6162	7.5657	4.8068	8.4414	8.3780			5.3282	4.7481	5.4258	6.5466	3.5218	5.6596	5.7012	4.8376
	S	111.662	105.891	119.859	73.421	115.562			72.044	71.943	93.995	84.777	108.028	94.449	72.473	92.317
3	T	4.5947	7.4829	4.7521	8.3288	8.3763			5.3189	4.4901	5.2801	6.5373	3.4951	5.5512	5.4898	4.8089
	S	112.185	107.062	121.238	74.413	115.586			72.170	76.076	96.589	84.897	108.854	96.294	75.264	92.868
4	T	4.5859	7.3347	4.7294	8.3511	8.3642			5.2809	4.4666	5.2594	6.4456	3.5263	5.4894	5.5141	4.7894
	S	112.400	109.226	121.820	74.215	115.753			72.689	76.477	96.969	86.105	107.891	97.378	74.932	93.246
5	T	5.8299	10.0912	8.3815	10.4765	9.0395	3.1354	8.3478	5.6394	5.5210	6.0718	7.2711	3.4912	5.4141	5.3921	4.8661
	S	88.416	79.390	68.739	59.158	107.106	122.211	83.882	68.068	61.871	83.995	76.330	108.975	98.732	76.627	91.776
6	T			5.1534	8.8076	8.4864	2.8703	7.3404	5.3630	4.5873	5.2851	6.4299	3.7535	6.8594		
	S			111.797	70.368	114.086	133.499	95.394	71.576	74.464	96.498	86.315	101.360	77.929		
7	T	4.5697	7.3043	4.7054	8.4597	8.3592	2.8391	7.1652	5.3483	4.5167	5.2534	6.4369	3.4897	5.3661	5.4817	4.7981
	S	112.798	109.680	122.442	73.262	115.822	134.966	97.726	71.773	75.628	97.080	86.222	109.022	99.615	75.375	93.077
8	T												3.5252	6.7716		
	S												107.924	78.939		

Event: Cooper Tires USF2000 GP of Mid-Ohio

Round 12 / 13

Track: Mid-Ohio Sports Car Course

2.258 mile(s)



Report: Section Data Report

USF2000

Session: Qualifications - Race 1

July 28, 2017

Section Data for Car 3 - Askew, Oliver (R)

Lap	T/S	I1 to I2	I2 to I3	I4 to I5	I5 to I6	I6 to I7	Lap	PI to PO	PO to SF	SF to PI
1	T	12.5894	17.1966		11.9339	9.7519	87.4791		93.1359	
	S	109.399	92.341		89.242	93.828	92.923		81.750	
2	T	12.3725	16.8194		11.9724	9.1814	85.7645			
	S	111.317	94.412		88.955	99.658	94.780			
3	T	12.2350	16.7051		11.8174	9.0463	84.5898			
	S	112.568	95.058		90.121	101.146	96.097			
4	T	12.0641	16.7153		11.7050	9.0157	84.1538			
	S	114.163	95.000		90.987	101.490	96.595			
5	T	18.4727	19.5160	19.5082	13.3429	8.9053	98.9686			100.4599
	S	74.557	81.367	73.081	79.818	102.748	82.135			76.476
6	T		17.2940	17.2907	11.7150	10.6129	347.0987	260.4785	85.1010	
	S		91.821	82.454	90.909	86.216	23.419	3.447	89.469	
7	T	12.0097	16.8189	17.0302	11.6903	8.8558	84.0935			82.9080
	S	114.680	94.415	83.715	91.101	103.322	96.664			92.666
8	T					10.2968				
	S					88.863				

Event: Cooper Tires USF2000 GP of Mid-Ohio
 Track: Mid-Ohio Sports Car Course
 Report: Section Data Report
 Session: Qualifications - Race 1

Round 12 / 13
 2.258 mile(s)
 USF2000
 July 28, 2017



Section Data for Car 36 - Keane, Darren (R)

Lap	T/SF to I1	I1 to I2A	I2A to I2	I2 to I3A	I3A to I3	I3 to I4	I4 to I5A	I5A to I5B	I5B to I5	I5 to I6A	I6A to I6	I6 to I7A	I7A to I7	I7 to I8	I8 to SF	
1	T			5.1558	9.4574	8.7118	2.9357	7.8989	5.6219	4.9943	5.5971	6.9312	5.1213	7.1620		
	S			111.745	65.533	111.135	130.525	88.649	68.280	68.396	91.119	80.073	74.289	74.636		
2	T	4.7374	7.9573	4.8673	8.7926	8.5542			5.5555	4.8219	5.4060	6.7474	3.5990	5.8774	6.0565	4.9964
	S	108.805	100.679	118.369	70.488	113.182			69.096	70.842	94.340	82.254	105.711	90.949	68.221	89.383
3	T	4.6780	7.5770	4.7791	8.7674	8.4722			5.4863	4.7639	5.4193	6.6574	3.5720	5.6355	5.8338	4.9308
	S	110.187	105.733	120.553	70.691	114.277			69.968	71.704	94.108	83.366	106.510	94.853	70.826	90.572
4	T	4.6812	8.3746	6.2955	9.6136	8.8856			5.8854	5.0322	5.3814	6.7048	3.5354	5.6481	5.6871	4.9222
	S	110.112	95.663	91.516	64.468	108.961			65.223	67.881	94.771	82.777	107.613	94.642	72.652	90.730
5	T	4.6937	7.4682	4.7859	8.6562	8.5637			5.3768	4.6853	5.3299	6.5752	3.5723	5.6000	5.7848	4.9417
	S	109.818	107.273	120.382	71.599	113.056			71.393	72.907	95.687	84.408	106.501	95.455	71.425	90.372
6	T	4.6352	7.3571	4.7504	8.5211	8.5532			5.2925	4.7374	5.3168	6.4920	3.5482	5.4449	5.7543	4.7898
	S	111.204	108.893	121.282	72.734	113.195			72.530	72.105	95.922	85.490	107.225	98.174	71.804	93.238
7	T	5.1724	7.8492	4.8850	9.0404	8.7330	2.9291	7.3898	5.4229	4.7663	5.2846	6.5639	3.5225	6.9709	6.6141	6.0795
	S	99.655	102.066	117.940	68.556	110.865	130.819	94.756	70.786	71.668	96.507	84.553	108.007	76.682	62.470	73.458
8	T												3.5604	6.5555		
	S												106.857	81.542		

Event: Cooper Tires USF2000 GP of Mid-Ohio

Round 12 / 13

Track: Mid-Ohio Sports Car Course

2.258 mile(s)



Report: Section Data Report

USF2000

Session: Qualifications - Race 1

July 28, 2017

Section Data for Car 36 - Keane, Darren (R)

Lap	T/S	I1 to I2	I2 to I3	I4 to I5	I5 to I6	I6 to I7	Lap	PI to PO	PO to SF	SF to PI
1	T		18.1692	18.5151	12.5283	12.2833	246.6077	157.9414	87.4268	
	S		87.398	77.001	85.008	74.491	32.962	5.685	87.088	
2	T	12.8246	17.3468		12.1534	9.4764	88.3557			
	S	107.393	91.542		87.630	96.556	92.001			
3	T	12.3561	17.2396		12.0767	9.2075	86.8575			
	S	111.465	92.111		88.186	99.376	93.588			
4	T	14.6701	18.4992		12.0862	9.1835	91.5075			
	S	93.883	85.839		88.117	99.635	88.832			
5	T	12.2541	17.2199		11.9051	9.1723	86.2906			
	S	112.393	92.216		89.457	99.757	94.203			
6	T	12.1075	17.0743		11.8088	8.9931	85.3450			84.0967
	S	113.754	93.003		90.187	101.745	95.246			91.356
7	T	12.7342	17.7734	17.5790	11.8485	9.8250	536.4177	332.9388	117.1534	86.0293
	S	108.155	89.344	81.101	89.885	93.130	15.154	2.697	64.991	89.304
8	T					10.1159				
	S					90.452				

Event: Cooper Tires USF2000 GP of Mid-Ohio
Track: Mid-Ohio Sports Car Course
Report: Section Data Report
Session: Qualifications - Race 1

Round 12 / 13
2.258 mile(s)
USF2000
July 28, 2017



Section Data for Car 37 - Abel, Jacob (R)

Lap	T/SF to I1	I1 to I2A	I2A to I2	I2 to I3A	I3A to I3	I3 to I4	I4 to I5A	I5A to I5B	I5B to I5	I5 to I6A	I6A to I6	I6 to I7A	I7A to I7	I7 to I8	I8 to SF	
1	T		6.4732	9.9956	9.9073	3.0110	8.3997	5.6856	4.9730	5.4584	7.0064	3.6997	6.6645			
	S		89.003	62.005	97.724	127.261	83.363	67.515	68.689	93.434	79.213	102.834	80.208			
2	T	4.7569	7.6643	4.8178	9.1810	8.5585		5.4869	4.7760	5.4086	6.7239	4.3493	6.9257	6.3259	5.1142	
	S	108.359	104.528	119.585	67.506	113.125		69.960	71.522	94.294	82.541	87.475	77.183	65.316	87.324	
3	T	4.7009	7.4222	4.8011	8.7125	8.4867		5.4068	4.8401	5.3051	6.6960	3.5674	5.6214	5.9216	4.9422	
	S	109.650	107.938	120.001	71.136	114.082		70.996	70.575	96.134	82.885	106.648	95.091	69.775	90.363	
4	T	4.6757	7.4019	4.7844	8.6927	8.4821		5.4041	4.7058	5.2996	6.5519	3.5554	5.5855	5.9429	4.8678	
	S	110.241	108.234	120.420	71.298	114.144		71.032	72.589	96.234	84.708	107.008	95.702	69.525	91.744	
5	T	4.6660	7.4218	4.7747	8.6097	8.4666		5.3811	4.7096	5.2824	6.5352	3.5325	5.4122	5.7661	4.9046	
	S	110.470	107.944	120.664	71.985	114.353		71.336	72.531	96.547	84.925	107.701	98.767	71.657	91.056	
6	T	4.6354	7.3387	4.7766	9.2665	8.6644	2.9076	7.9436	5.6639	4.8720	5.4669	7.0507	3.5378	5.4628	5.7419	4.8563
	S	111.200	109.166	120.616	66.883	111.743	131.786	88.150	67.774	70.113	93.289	78.716	107.540	97.852	71.959	91.961
7	T			6.2621	9.5831	8.7910	3.1842	8.1711	6.2575	5.5931	6.5477	6.9709	3.6893	6.5308		
	S			92.004	64.674	110.133	120.338	85.696	61.345	61.074	77.890	79.617	103.124	81.850		
8	T	4.6625			9.6561	8.7240	2.9964	7.5707	5.5564	4.8002	5.4378	6.5792	3.5995	5.7642	5.8768	4.8864
	S	110.553			64.185	110.979	127.881	92.492	69.085	71.162	93.788	84.357	105.696	92.735	70.307	91.395
9	T												3.5287	5.6990		
	S												107.817	93.796		

Event: Cooper Tires USF2000 GP of Mid-Ohio

Round 12 / 13

Track: Mid-Ohio Sports Car Course

2.258 mile(s)



Report: Section Data Report

USF2000

Session: Qualifications - Race 1

July 28, 2017

Section Data for Car 37 - Abel, Jacob (R)

Lap	T/S	I1 to I2	I2 to I3	I4 to I5	I5 to I6	I6 to I7	Lap	PI to PO	PO to SF	SF to PI
1	T		19.9029	19.4079	12.4648	10.3642	266.7374	175.0931	95.0567	
	S		79.785	73.459	85.441	88.285	30.475	5.128	80.098	
2	T	12.4821	17.7395		12.1325	11.2750	90.4716			
	S	110.340	89.515		87.781	81.153	89.849			
3	T	12.2233	17.1992		12.0011	9.1888	86.7379			
	S	112.676	92.327		88.742	99.578	93.717			
4	T	12.1863	17.1748		11.8515	9.1409	86.1627			
	S	113.018	92.458		89.862	100.100	94.342			
5	T	12.1965	17.0763		11.8176	8.9447	85.6330			
	S	112.924	92.992		90.120	102.295	94.926			
6	T	12.1153	17.9309	18.4795	12.5176	9.0006	88.1851			87.6968
	S	113.680	88.560	77.149	85.080	101.660	92.179			87.606
7	T		18.3741	20.0217	13.5186	10.2201	384.2100	291.3767	93.8497	
	S		86.424	71.207	78.780	89.529	21.157	3.082	81.128	
8	T	17.6489	18.3801	17.9273	12.0170	9.3637	93.7591			90.8023
	S	78.037	86.395	79.526	88.624	97.718	86.699			84.609
9	T						9.2277			
	S					99.158				

Event: Cooper Tires USF2000 GP of Mid-Ohio

Round 12 / 13

Track: Mid-Ohio Sports Car Course

2.258 mile(s)



Report: Section Data Report

USF2000

Session: Qualifications - Race 1

July 28, 2017

Section Data for Car 7 - Wojcik, Devin (R)

Lap	T/SF to I1	I1 to I2A	I2A to I2	I2 to I3A	I3A to I3	I3 to I4	I4 to I5A	I5A to I5B	I5B to I5	I5 to I6A	I6A to I6	I6 to I7A	I7A to I7	I7 to I8	I8 to SF	
1	T	5.1643	8.1903	5.1303	9.4872	9.4722	3.2635	8.5637	6.6637	5.6236	7.8938	9.0376	3.7087	6.1035	6.1371	5.1329
	S	99.811	97.815	112.301	65.327	102.213	117.414	81.767	57.605	60.742	64.608	61.410	102.584	87.580	67.325	87.006
2	T			5.0891	9.1899	8.5132	2.8785	7.8701	5.5896	5.0749	6.5340	7.0618	5.0702	7.5301		
	S			113.210	67.441	113.727	133.119	88.973	68.675	67.310	78.053	78.592	75.037	70.988		
3	T												3.6282	6.2753		
	S												104.860	85.182		

Event: Cooper Tires USF2000 GP of Mid-Ohio

Round 12 / 13

Track: Mid-Ohio Sports Car Course

2.258 mile(s)



Report: Section Data Report

USF2000

Session: Qualifications - Race 1

July 28, 2017

Section Data for Car 7 - Wojcik, Devin (R)

Lap	T/S	I1 to I2	I2 to I3	I4 to I5	I5 to I6	I6 to I7	Lap	PI to PO	PO to SF	SF to PI
1	T	13.3206	18.9594	20.8510	16.9314	9.8122	99.5724		93.0698	100.5856
	S	103.394	83.756	68.375	62.901	93.251	81.637		81.808	76.380
2	T		17.7031	18.5346	13.5958	12.6003	156.1573	66.7809		
	S		89.699	76.920	78.333	72.617	52.055	13.448		
3	T					9.9035				
	S					92.392				

Event: Cooper Tires USF2000 GP of Mid-Ohio
Track: Mid-Ohio Sports Car Course
Report: Section Data Report
Session: Qualifications - Race 1

Round 12 / 13
2.258 mile(s)
USF2000
July 28, 2017



Section Data for Car 79 - Malukas, David (R)

Lap	T/SF to I1	I1 to I2A	I2A to I2	I2 to I3A	I3A to I3	I3 to I4	I4 to I5A	I5A to I5B	I5B to I5	I5 to I6A	I6A to I6	I6 to I7A	I7A to I7	I7 to I8	I8 to SF	
1	T	4.7735	7.9351	4.9411	9.0540	8.5401			5.5034	4.8051	5.3887	6.8086	4.5132	6.9343	6.7648	5.0464
	S	107.983	100.961	116.601	68.453	113.369			69.750	71.089	94.642	81.515	84.298	77.087	61.078	88.497
2	T	4.6184	7.5515	4.8649	9.4380	13.2918			5.4983	4.7206	5.3126	6.6447	3.5265	5.5926	5.6686	4.9310
	S	111.609	106.090	118.427	65.668	72.841			69.815	72.362	95.998	83.525	107.884	95.581	72.890	90.568
3	T	4.6596	7.4714	4.7735	8.5559	8.4184	2.8663	7.4170	6.2803	6.6546	6.9414	6.7351	3.5029	5.7351	6.2897	4.9417
	S	110.622	107.227	120.695	72.438	115.008	133.685	94.408	61.122	51.332	73.472	82.404	108.611	93.206	65.692	90.372
4	T	4.7648	7.9127	4.8328	8.6226	8.4658	2.8711	8.3987	5.4504	4.8655	5.5135	6.8856	3.5032	5.9244	5.8603	4.8885
	S	108.180	101.247	119.214	71.878	114.364	133.462	83.373	70.429	70.207	92.500	80.603	108.602	90.228	70.505	91.355
5	T			6.9423	9.8606	12.4179	4.3675	10.8701	6.2249	5.9885	7.4215	9.0433	3.5576	6.6164		
	S			82.989	62.853	77.967	87.735	64.418	61.666	57.041	68.719	61.371	106.941	80.791		
6	T	4.6095	7.4179	4.7729	8.5561	8.4216	2.8690	7.3685	5.3106	4.6173	5.2655	6.5231	5.1601	6.1103	5.8402	4.9128
	S	111.824	108.000	120.710	72.436	114.964	133.559	95.030	72.283	73.981	96.857	85.082	73.730	87.483	70.748	90.904
7	T												3.4774	5.5297		
	S												109.408	96.668		

Event: Cooper Tires USF2000 GP of Mid-Ohio
 Track: Mid-Ohio Sports Car Course
 Report: Section Data Report
 Session: Qualifications - Race 1

Round 12 / 13
 2.258 mile(s)
 USF2000
 July 28, 2017



Section Data for Car 79 - Malukas, David (R)

Lap	T/S	I1 to I2	I2 to I3	I4 to I5	I5 to I6	I6 to I7	Lap	PI to PO	PO to SF	SF to PI
1	T	12.8762	17.5941		12.1973	11.4475	91.5626		100.1819	
	S	106.963	90.255		87.314	79.930	88.779		76.000	
2	T	12.4164	22.7298		11.9573	9.1191	93.8385			
	S	110.924	69.862		89.067	100.339	86.625			
3	T	12.2449	16.9743	20.3519	13.6765	9.2380	91.2429			
	S	112.477	93.551	70.052	77.871	99.047	89.090			
4	T	12.7455	17.0884	18.7146	12.3991	9.4276	88.7599			87.1201
	S	108.060	92.926	76.180	85.893	97.055	91.582			88.185
5	T		22.2785	23.0835	16.4648	10.1740	416.8913	313.7637	106.6144	
	S		71.277	61.762	64.683	89.935	19.499	2.862	71.415	
6	T	12.1908	16.9777	17.2964	11.7886	11.2704	87.7554			81.9461
	S	112.976	93.532	82.427	90.342	81.186	92.630			93.753
7	T					9.0071				
	S					101.587				

Event: Cooper Tires USF2000 GP of Mid-Ohio
 Track: Mid-Ohio Sports Car Course
 Report: Section Data Report
 Session: Qualifications - Race 1

Round 12 / 13
 2.258 mile(s)
 USF2000
 July 28, 2017



Section Data for Car 80 - Megennis, Robert

Lap	T/SF to I1	I1 to I2A	I2A to I2	I2 to I3A	I3A to I3	I3 to I4	I4 to I5A	I5A to I5B	I5B to I5	I5 to I6A	I6A to I6	I6 to I7A	I7A to I7	I7 to I8	I8 to SF	
1	T	5.2072	9.0344	5.3723	10.0267	9.5990	3.7905	10.5193	7.0169	6.3094	7.8999	8.9633	3.7062	6.2328	6.3378	5.0705
	S	98.989	88.676	107.242	61.812	100.863	101.090	66.566	54.706	54.140	64.558	61.919	102.654	85.763	65.193	88.076
2	T			5.3886	9.5210	8.7910			5.6016	4.8535	5.5175	6.7426	4.9493	7.7820		
	S			106.918	65.095	110.133			68.527	70.380	92.433	82.312	76.870	68.690		
3	T	4.7108	7.6085	4.9235	8.9196	8.6293			5.5291	4.6702	5.4249	6.5982	3.5770	5.7679	5.9325	4.9697
	S	109.420	105.295	117.018	69.484	112.197			69.426	73.143	94.011	84.114	106.361	92.676	69.647	89.863
4	T	4.6923	7.5198	4.8469	8.7632	8.5993			5.4163	4.6599	5.4143	6.6378	3.5535	5.5892	5.6313	4.9369
	S	109.851	106.537	118.867	70.724	112.588			70.872	73.304	94.195	83.612	107.065	95.639	73.372	90.460
5	T	4.6659	7.3766	4.7840	8.5979	8.5658	2.9123	7.2884	5.4474	4.6419	5.3976	6.4677	3.5584	5.4631	5.4922	4.9231
	S	110.473	108.605	120.430	72.084	113.029	131.574	96.074	70.467	73.589	94.486	85.811	106.917	97.847	75.231	90.713
6	T	4.6555	7.3445	4.7537	8.6279	8.5621			5.3936	4.5343	5.3541	6.4686	3.5388	5.5434	5.5633	4.9392
	S	110.719	109.080	121.197	71.834	113.078			71.170	75.335	95.254	85.799	107.509	96.429	74.269	90.418
7	T			5.4396	9.3843	8.6549	2.9294	7.7600	5.6877	4.7575	5.4598	6.5718	3.5264	5.4190		
	S			105.915	66.044	111.865	130.806	90.235	67.490	71.801	93.410	84.452	107.888	98.643		
8	T	4.6810	7.4887	4.7888	8.5978	8.5635	2.9186	7.2984	5.4383	4.6740	5.3554	6.4688	3.5553	5.9729	5.9026	4.9572
	S	110.116	106.979	120.309	72.085	113.059	131.290	95.943	70.585	73.083	95.231	85.796	107.011	89.495	70.000	90.089
9	T												3.5516	5.7534		
	S												107.122	92.909		

Event: Cooper Tires USF2000 GP of Mid-Ohio
Track: Mid-Ohio Sports Car Course
Report: Section Data Report
Session: Qualifications - Race 1

Round 12 / 13
2.258 mile(s)
USF2000
July 28, 2017



Section Data for Car 80 - Megennis, Robert

Lap	T/S	I1 to I2	I2 to I3	I4 to I5	I5 to I6	I6 to I7	Lap	PI to PO	PO to SF	SF to PI
1	T	14.4067	19.6257	23.8456	16.8632	9.9390	105.0862		92.2493	104.4758
	S	95.599	80.912	59.788	63.155	92.062	77.354		82.536	73.536
2	T		18.3120		12.2601	12.7313	228.2277	140.6966	87.0413	
	S		86.717		86.867	71.870	35.617	6.382	87.474	
3	T	12.5320	17.5489		12.0231	9.3449	87.8176			
	S	109.900	90.487		88.579	97.914	92.565			
4	T	12.3667	17.3625		12.0521	9.1427	86.5312			
	S	111.369	91.459		88.366	100.080	93.941			
5	T	12.1606	17.1637	17.3777	11.8653	9.0215	85.5823			
	S	113.257	92.518	82.041	89.758	101.424	94.982			
6	T	12.0982	17.1900		11.8227	9.0822	85.4371			81.7441
	S	113.841	92.377		90.081	100.747	95.144			93.985
7	T		18.0392	18.2052	12.0316	8.9454	437.5632	353.4200	88.6395	
	S		88.028	78.312	88.517	102.287	18.577	2.541	85.897	
8	T	12.2775	17.1613	17.4107	11.8242	9.5282	86.6613			82.5465
	S	112.179	92.531	81.885	90.070	96.031	93.800			93.072
9	T					9.3050				
	S					98.334				

Event: Cooper Tires USF2000 GP of Mid-Ohio
Track: Mid-Ohio Sports Car Course
Report: Section Data Report
Session: Qualifications - Race 1

Round 12 / 13
2.258 mile(s)
USF2000
July 28, 2017



Section Data for Car 81 - Frederick, Kaylen (R)

Lap	T/SF to I1	I1 to I2A	I2A to I2	I2 to I3A	I3A to I3	I3 to I4	I4 to I5A	I5A to I5B	I5B to I5	I5 to I6A	I6A to I6	I6 to I7A	I7A to I7	I7 to I8	I8 to SF
1	T		5.2668	9.4094	8.6670	3.9767	8.9454	5.6065	4.7495	5.4817	6.8432	3.8372	6.1752		
	S		109.390	65.867	111.709	96.357	78.278	68.468	71.921	93.037	81.102	99.149	86.563		
2	T	4.6813	7.9631	4.8828	8.8940	8.5712		5.4964	4.6666	5.4050	6.6011	3.6053	5.7531	5.9380	4.9349
	S	110.109	100.606	117.993	69.684	112.958		69.839	73.199	94.357	84.077	105.526	92.914	69.583	90.496
3	T	4.6697	7.5622	4.8205	8.7602	8.5371		5.4384	4.5601	5.3473	6.5595	3.5494	5.6061	5.7718	4.9348
	S	110.383	105.940	119.518	70.749	113.409		70.584	74.909	95.375	84.610	107.188	95.351	71.586	90.498
4	T	4.6547	7.4602	4.7776	8.5639	8.4757	2.8836	7.2666	5.3717	4.4852	5.3677	6.5091	3.5279	5.4627	4.8921
	S	110.739	107.388	120.591	72.370	114.230	132.883	96.362	71.460	76.160	95.013	85.265	107.842	97.854	72.962
5	T	4.6322	7.5936	4.7903	8.5312	8.4852		5.4171	4.4849	5.2947	6.4072	3.5621	5.6672	5.6443	4.8580
	S	111.276	105.502	120.271	72.648	114.102		70.861	76.165	96.323	86.621	106.806	94.323	73.203	91.929
6	T			5.3479	9.3347	11.2848	3.3667	9.1514	6.3533	8.7125	5.9071	6.8402	3.5150	5.7735	
	S			107.731	66.394	85.795	113.815	76.516	60.420	39.207	86.337	81.138	108.237	92.586	
7	T	4.6328	7.6322	4.7503	8.6896	8.5234	2.8933	7.2253	5.3782	4.5915	5.3550	6.4954	3.5566	5.6295	4.9001
	S	111.262	104.968	121.284	71.324	113.591	132.438	96.913	71.374	74.396	95.238	85.445	106.971	94.954	70.768
8	T											3.5706	6.2691		
	S											106.552	85.267		

Event: Cooper Tires USF2000 GP of Mid-Ohio
Track: Mid-Ohio Sports Car Course
Report: Section Data Report
Session: Qualifications - Race 1

Round 12 / 13
2.258 mile(s)
USF2000
July 28, 2017



Section Data for Car 81 - Frederick, Kaylen (R)

Lap	T/S	I1 to I2	I2 to I3	I4 to I5	I5 to I6	I6 to I7	Lap	PI to PO	PO to SF	SF to PI
1	T		18.0764	20.0700	12.3249	10.0124	271.4052	183.6328	90.3839	
	S		87.847	71.035	86.410	91.387	29.951	4.890	84.239	
2	T	12.8459	17.4652		12.0061	9.3584	87.8621			
	S	107.215	90.921		88.705	97.773	92.518			
3	T	12.3827	17.2973		11.9068	9.1555	86.3268			
	S	111.226	91.804		89.445	99.940	94.163			
4	T	12.2378	17.0396	17.1235	11.8768	8.9906	85.3617			
	S	112.543	93.192	83.259	89.671	101.773	95.228			
5	T	12.3839	17.0164		11.7019	9.2293	85.4642			83.0127
	S	111.215	93.319		91.011	99.141	95.114			92.549
6	T		20.6195	24.2172	12.7473	9.2885	442.5150	346.7924	98.3672	
	S		77.012	58.871	83.547	98.509	18.370	2.589	77.402	
7	T	12.3825	17.2130	17.1950	11.8504	9.1861	86.0917			83.2140
	S	111.227	92.253	82.913	89.870	99.607	94.420			92.325
8	T					9.8397				
	S					92.991				

Event: Cooper Tires USF2000 GP of Mid-Ohio
 Track: Mid-Ohio Sports Car Course
 Report: Section Data Report
 Session: Qualifications - Race 1

Round 12 / 13
 2.258 mile(s)
 USF2000
 July 28, 2017



Section Data for Car 82 - Denes, Phillippe (R)

Lap	T/SF to I1	I1 to I2A	I2A to I2	I2 to I3A	I3A to I3	I3 to I4	I4 to I5A	I5A to I5B	I5B to I5	I5 to I6A	I6A to I6	I6 to I7A	I7A to I7	I7 to I8	I8 to SF
1	T		5.3236	9.4804	8.8803	2.9824	8.2734	5.7885	4.8917	5.6060	6.9121	4.3613	6.2250		
	S		108.223	65.374	109.026	128.481	84.636	66.315	69.831	90.974	80.294	87.234	85.871		
2	T	4.7737	7.8670	4.9423	8.9955	8.6968		5.4810	4.6786	5.4635	6.6838	3.6544	5.9161	5.9502	5.0482
	S	107.978	101.835	116.573	68.898	111.326		70.035	73.011	93.347	83.037	104.109	90.354	69.440	88.465
3	T	4.7551	7.7132	4.9016	8.9216	8.5772		5.4610	4.6217	5.4343	6.5995	3.6264	5.6661	5.8895	4.9861
	S	108.400	103.866	117.540	69.469	112.879		70.292	73.910	93.848	84.097	104.912	94.341	70.156	89.567
4	T	4.6840	7.4859	4.7807	8.6944	8.5538		5.4209	4.6964	5.4319	6.5089	3.5898	5.5146	5.5624	4.9272
	S	110.046	107.019	120.513	71.284	113.187		70.812	72.735	93.890	85.268	105.982	96.933	74.281	90.638
5	T	4.6848	7.4103	4.7775	8.6103	8.5441		5.3454	4.5274	5.3291	6.4721	3.5761	5.4200	5.5663	4.9045
	S	110.027	108.111	120.594	71.980	113.316		71.812	75.450	95.701	85.753	106.388	98.625	74.229	91.057
6	T	4.7426	7.4841	4.8127	8.6793	8.5520		5.3542	4.5866	5.3870	6.5668	3.5583	5.7983	5.8891	4.9383
	S	108.686	107.045	119.712	71.408	113.211		71.694	74.476	94.672	84.516	106.920	92.190	70.160	90.434
7	T			5.5393	9.3478	9.1071	3.1840	8.4445	6.3710	4.9012	5.5611	6.6629	3.6269	5.8708	
	S			104.009	66.301	106.311	120.346	82.921	60.252	69.695	91.708	83.297	104.898	91.052	
8	T	4.7339	7.5001	4.8182	8.6559	8.5375	2.9053	7.3252	5.3413	4.5846	5.3616	6.4405	3.5642	5.6614	5.6138
	S	108.886	106.817	119.575	71.601	113.403	131.891	95.592	71.867	74.508	95.121	86.173	106.743	94.419	73.601
9	T											3.5404	5.5664		
	S											107.461	96.031		

Event: Cooper Tires USF2000 GP of Mid-Ohio
 Track: Mid-Ohio Sports Car Course
 Report: Section Data Report
 Session: Qualifications - Race 1

Round 12 / 13
 2.258 mile(s)
 USF2000
 July 28, 2017



Section Data for Car 82 - Denes, Phillippe (R)

Lap	T/S	I1 to I2	I2 to I3	I4 to I5	I5 to I6	I6 to I7	Lap	PI to PO	PO to SF	SF to PI
1	T		18.3607	18.9536	12.5181	10.5863	195.1311	108.1086	88.8556	
	S		86.487	75.220	85.077	86.432	41.658	8.306	85.688	
2	T	12.8093	17.6923		12.1473	9.5705	88.6951			
	S	107.521	89.754		87.674	95.606	91.649			
3	T	12.6148	17.4988		12.0338	9.2925	87.4905			
	S	109.179	90.746		88.501	98.467	92.911			
4	T	12.2666	17.2482		11.9408	9.1044	86.0496			
	S	112.278	92.065		89.190	100.501	94.466			
5	T	12.1878	17.1544		11.8012	8.9961	85.2982			
	S	113.004	92.568		90.245	101.711	95.299			
6	T	12.2968	17.2313		11.9538	9.3566	86.6529			83.8725
	S	112.003	92.155		89.093	97.792	93.809			91.600
7	T		18.4549	19.7167	12.2240	9.4977	427.0249	338.8499	90.5894	
	S		86.045	72.308	87.124	96.339	19.036	2.650	84.048	
8	T	12.3183	17.1934	17.2511	11.8021	9.2256	86.0221			82.9621
	S	111.807	92.358	82.643	90.238	99.181	94.497			92.605
9	T						9.1068			
	S					100.474				

Event: Cooper Tires USF2000 GP of Mid-Ohio
Track: Mid-Ohio Sports Car Course
Report: Section Data Report
Session: Qualifications - Race 1

Round 12 / 13
2.258 mile(s)
USF2000
July 28, 2017



Section Data for Car 90 - Thompson, Parker

Lap	T/SF to I1	I1 to I2A	I2A to I2	I2 to I3A	I3A to I3	I3 to I4	I4 to I5A	I5A to I5B	I5B to I5	I5 to I6A	I6A to I6	I6 to I7A	I7A to I7	I7 to I8	I8 to SF	
1	T	4.9143	9.1007	5.9103	9.7589	8.8993	3.3456	9.5223	6.3887	6.1116	7.5248	9.1813	3.6587	6.0492	6.2686	4.9432
	S	104.889	88.030	97.480	63.508	108.793	114.533	73.536	60.085	55.892	67.776	60.449	103.986	88.366	65.913	90.344
2	T			5.1352	9.0398	8.4896	2.8571	7.7166	5.6976	4.7927	5.4508	6.8595	5.0406	7.5858		
	S			112.194	68.560	114.043	134.116	90.743	67.373	71.273	93.564	80.910	75.478	70.467		
3	T	4.6455	7.7018	4.8037	8.7468	8.4678			5.6065	4.7545	5.3553	6.7149	3.5910	5.6944	5.9300	4.8108
	S	110.958	104.019	119.936	70.857	114.337			68.468	71.846	95.233	82.652	105.947	93.872	69.677	92.831
4	T	4.6140	7.4528	4.7416	8.6043	8.4653			5.4212	4.6425	5.3041	6.5976	3.5182	5.4910	5.7683	4.8429
	S	111.715	107.495	121.507	72.031	114.371			70.808	73.579	96.152	84.121	108.139	97.349	71.630	92.216
5	T	4.5621	7.4542	4.7554	8.5364	8.4078			5.4186	4.6391	5.3402	6.5912	3.5037	5.4103	5.8007	4.7615
	S	112.986	107.474	121.154	72.604	115.153			70.842	73.633	95.502	84.203	108.587	98.801	71.230	93.792
6	T	4.5583	7.3581	4.7072	8.5383	8.3853	2.8471	7.2716	5.4193	4.5910	5.3357	6.5528	3.5154	5.3075	5.7378	4.7370
	S	113.080	108.878	122.395	72.587	115.462	134.587	96.296	70.833	74.404	95.583	84.697	108.225	100.715	72.010	94.277
7	T	4.5588	435.6044		9.7304	8.7136	2.9226	7.7869	5.7160	4.8924	5.6554	6.9512	3.5098	5.3630	5.7894	4.7434
	S	113.068	1.839		63.694	111.112	131.110	89.924	67.156	69.821	90.179	79.842	108.398	99.673	71.369	94.150
8	T			5.2008	9.4164	9.1672	3.1736	8.2114	5.8390	4.9107	5.4934	6.7266	3.5849	6.6359		
	S			110.778	65.818	105.614	120.740	85.275	65.741	69.561	92.839	82.508	106.127	80.554		
9	T	4.5855	7.3584	4.7488	8.6060	8.3921	2.8530	7.2540	5.4284	4.5892	5.2609	6.5091	3.5232	5.4837	5.7854	4.7379
	S	112.410	108.874	121.323	72.016	115.368	134.308	96.530	70.714	74.434	96.942	85.265	107.986	97.479	71.418	94.259
10	T												3.5052	5.9209		
	S												108.540	90.281		

Event: Cooper Tires USF2000 GP of Mid-Ohio
 Track: Mid-Ohio Sports Car Course
 Report: Section Data Report
 Session: Qualifications - Race 1

Round 12 / 13
 2.258 mile(s)
 USF2000
 July 28, 2017



Section Data for Car 90 - Thompson, Parker

Lap	T/S	I1 to I2	I2 to I3	I4 to I5	I5 to I6	I6 to I7	Lap	PI to PO	PO to SF	SF to PI
1	T	15.0110	18.6582	22.0226	16.7061	9.7079	101.5775		93.6942	102.2329
	S	91.751	85.108	64.737	63.749	94.253	80.026		81.263	75.149
2	T		17.5294	18.2069	12.3103	12.6264	153.1520	66.0639	85.5392	
	S		90.588	78.304	86.513	72.467	53.077	13.592	89.010	
3	T	12.5055	17.2146		12.0702	9.2854	87.2908			
	S	110.133	92.245		88.234	98.542	93.123			
4	T	12.1944	17.0696		11.9017	9.0092	85.6805			
	S	112.943	93.028		89.483	101.563	94.873			
5	T	12.2096	16.9442		11.9314	8.9140	85.3367			
	S	112.802	93.717		89.260	102.648	95.256			
6	T	12.0653	16.9236	17.2819	11.8885	8.8229	84.8624			
	S	114.152	93.831	82.496	89.582	103.707	95.788			
7	T	251.8489	18.4440	18.3953	12.6066	8.8728	328.1818			329.8298
	S	5.469	86.096	77.503	84.480	103.124	24.769			23.293
8	T		18.5836	18.9611	12.2200	10.2208	189.5261	98.9070	89.0957	
	S		85.449	75.190	87.152	89.523	42.890	9.079	85.457	
9	T	12.1072	16.9981	17.2716	11.7700	9.0069	85.1156			83.0534
	S	113.757	93.420	82.545	90.484	101.589	95.503			92.503
10	T						9.4261			
	S					97.071				

Event: Cooper Tires USF2000 GP of Mid-Ohio
Track: Mid-Ohio Sports Car Course
Report: Section Data Report
Session: Qualifications - Race 1

Round 12 / 13
2.258 mile(s)
USF2000
July 28, 2017



Section Data for Car 92 - Gore, Dev (R)

Lap	T/SF to I1	I1 to I2A	I2A to I2	I2 to I3A	I3A to I3	I3 to I4	I4 to I5A	I5A to I5B	I5B to I5	I5 to I6A	I6A to I6	I6 to I7A	I7A to I7	I7 to I8	I8 to SF	
1	T	5.5879	8.7169	5.3242	9.6093	8.7013	2.9501	8.5012	5.7085	5.2732	5.9683	7.3988	3.7547	6.6532	6.5290	5.1885
	S	92.245	91.906	108.211	64.497	111.269	129.888	82.368	67.244	64.779	85.451	75.012	101.328	80.344	63.284	86.073
2	T			5.4355	9.4385	8.6204			5.6693	5.1563	5.6144	6.9853	3.6690	6.4721		
	S			105.995	65.664	112.313			67.709	66.247	90.838	79.453	103.694	82.592		
3	T	4.6946	7.9519	4.8813	8.9965	8.6282			5.5262	5.8275	7.0502	7.1790	3.5904	5.9919	6.1398	4.9041
	S	109.797	100.748	118.029	68.890	112.211			69.462	58.617	72.338	77.309	105.964	89.211	67.296	91.065
4	T	4.6852	8.3237	4.9684	8.8814	8.5158	2.8889	7.6467	5.3943	4.8704	5.3742	6.7600	3.5833	5.7501	6.0506	4.9085
	S	110.018	96.248	115.960	69.783	113.692	132.639	91.572	71.161	70.136	94.898	82.101	106.174	92.963	68.288	90.983
5	T	4.6927	7.6003	4.7919	8.6851	8.5055			5.3639	4.7494	5.3205	6.7221	3.5694	5.6717	5.8493	4.9767
	S	109.842	105.409	120.231	71.360	113.830			71.564	71.923	95.856	82.563	106.588	94.248	70.638	89.736
6	T			5.3946	9.3105	8.5681	2.8929	8.5625	6.6797	5.1606	5.7275	7.0775	3.5172	5.6351		
	S			106.799	66.567	112.998	132.456	81.778	57.467	66.192	89.044	78.418	108.170	94.860		
7	T	4.7378	7.6941	4.8434	8.7919	8.5265	2.8937	7.5057	5.3639	4.8507	5.3250	6.6089	3.6169	5.9128	6.0883	4.9113
	S	108.796	104.123	118.953	70.494	113.550	132.419	93.293	71.564	70.421	95.775	83.978	105.188	90.405	67.865	90.931
8	T	4.9819	8.7082	5.2207	9.2838	8.6737	3.1320	9.3327	6.2095	5.5775	8.0327	10.2577	6.3101	9.7887	5.9108	5.1363
	S	103.465	91.998	110.356	66.759	111.623	122.344	75.029	61.819	61.244	63.490	54.106	60.293	54.608	69.903	86.948

Event: Cooper Tires USF2000 GP of Mid-Ohio

Round 12 / 13

Track: Mid-Ohio Sports Car Course

2.258 mile(s)



Report: Section Data Report

USF2000

Session: Qualifications - Race 1

July 28, 2017

Section Data for Car 92 - Gore, Dev (R)

Lap	T/S	I1 to I2	I2 to I3	I4 to I5	I5 to I6	I6 to I7	Lap	PI to PO	PO to SF	SF to PI
1	T	14.0411	18.3106	19.4829	13.3671	10.4079	95.8651		262.5961	91.9240
	S	98.089	86.723	73.176	79.673	87.914	84.794		28.995	83.577
2	T		18.0589		12.5997	10.1411	136.5839	49.1219	89.9039	
	S		87.932		84.526	90.227	59.515	18.280	84.689	
3	T	12.8332	17.6247		14.2292	9.5823	92.0773			
	S	107.321	90.098		74.846	95.489	88.282			
4	T	13.2921	17.3972	17.9114	12.1342	9.3334	88.6015			
	S	103.616	91.276	79.596	87.768	98.035	91.746			
5	T	12.3922	17.1906		12.0426	9.2411	86.8234			83.9338
	S	111.140	92.373		88.436	99.014	93.625			91.533
6	T		17.8786	20.4028	12.8050	9.1523	446.2560	357.9678	91.6400	
	S		88.819	69.877	83.171	99.975	18.216	2.508	83.085	
7	T	12.5375	17.3184	17.7203	11.9339	9.5297	87.6709			
	S	109.852	91.692	80.455	89.242	96.016	92.719			
8	T	13.9289	17.9575	21.1197	18.2904	16.0988				105.6858
	S	98.879	88.428	67.505	58.227	56.837				72.694

Event: Cooper Tires USF2000 GP of Mid-Ohio
Track: Mid-Ohio Sports Car Course
Report: Section Data Report
Session: Qualifications - Race 1

Round 12 / 13
2.258 mile(s)
USF2000
July 28, 2017



Section Data for Car 93 - Clunie, Jayson (R)

Lap	T/SF to I1	I1 to I2A	I2A to I2	I2 to I3A	I3A to I3	I3 to I4	I4 to I5A	I5A to I5B	I5B to I5	I5 to I6A	I6A to I6	I6 to I7A	I7A to I7	I7 to I8	I8 to SF	
1	T			5.8589	9.6015	8.7211	2.9403	8.4245	5.7934	5.1189	5.7241	7.0339	3.7058	7.0050		
	S			98.335	64.550	111.016	130.321	83.118	66.259	66.731	89.097	78.904	102.665	76.309		
2	T	4.8309	8.0244	4.9122	9.0133	8.5735			5.6809	4.8427	5.6978	7.1274	3.5806	6.2744	6.2310	5.2084
	S	106.699	99.838	117.287	68.762	112.927			67.571	70.537	89.508	77.869	106.254	85.195	66.311	85.744
3	T	4.7490	7.7656	4.8848	8.8861	8.5314			5.5612	4.8880	5.3886	6.8607	3.6171	5.9236	5.8100	5.0487
	S	108.540	103.165	117.945	69.746	113.485			69.025	69.884	94.644	80.896	105.182	90.240	71.116	88.457
4	T	4.7232	7.7160	4.8067	9.6936	9.0618			5.4694	4.9109	5.4355	6.7245	3.5703	5.8585	6.0316	5.0089
	S	109.132	103.828	119.861	63.936	106.842			70.184	69.558	93.828	82.534	106.561	91.243	68.503	89.159
5	T	4.7348	7.8058	4.9071	8.8240	8.5466			5.5520	4.8613	5.4993	6.7198	3.5213	6.1816	6.1464	5.0415
	S	108.865	102.633	117.409	70.237	113.283			69.140	70.267	92.739	82.592	108.044	86.474	67.223	88.583
6	T	4.7432	7.7792	4.8734	8.9124	8.6336			5.4714	4.9379	5.4713	6.8069	3.5469	5.8059	5.7482	4.9519
	S	108.672	102.984	118.221	69.540	112.141			70.158	69.177	93.214	81.535	107.264	92.069	71.880	90.186
7	T			7.1513	11.2590	9.9174	3.5043	8.4084	6.8129	6.1713	7.8804	7.1502	3.5393	6.3471		
	S			80.564	55.047	97.625	109.346	83.277	56.344	55.352	64.718	77.620	107.494	84.219		
8	T	4.7748	7.7294	4.8314	8.7678	8.4843	2.8754	7.5180	5.5792	4.8965	5.4245	6.7442	4.6177	6.0948	5.9612	5.1955
	S	107.953	103.648	119.248	70.687	114.115	133.262	93.140	68.803	69.762	94.018	82.293	82.390	87.705	69.312	85.957
9	T												3.5603	5.7816		
	S												106.860	92.456		

Event: Cooper Tires USF2000 GP of Mid-Ohio

Round 12 / 13

Track: Mid-Ohio Sports Car Course

2.258 mile(s)



Report: Section Data Report

USF2000

Session: Qualifications - Race 1

July 28, 2017

Section Data for Car 93 - Clunie, Jayson (R)

Lap	T/S	I1 to I2	I2 to I3	I4 to I5	I5 to I6	I6 to I7	Lap	PI to PO	PO to SF	SF to PI
1	T		18.3226	19.3368	12.7580	10.7108	250.3624	159.9215	91.5786	
	S		86.666	73.729	83.477	85.428	32.468	5.615	83.140	
2	T	12.9366	17.5868		12.8252	9.8550	90.6711			
	S	106.463	90.292		83.040	92.846	89.651			
3	T	12.6504	17.4175		12.2493	9.5407	88.4913			
	S	108.872	91.170		86.944	95.905	91.860			
4	T	12.5227	18.7554		12.1600	9.4288	89.8953			
	S	109.982	84.667		87.582	97.043	90.425			
5	T	12.7129	17.3706		12.2191	9.7029	88.8560			
	S	108.337	91.416		87.159	94.302	91.483			
6	T	12.6526	17.5460		12.2782	9.3528	88.2538			86.1811
	S	108.853	90.502		86.739	97.832	92.107			89.146
7	T		21.1764	21.3926	15.0306	9.8864	419.5859	320.8144	102.6605	
	S		74.987	66.644	70.855	92.551	19.373	2.799	74.165	
8	T	12.5608	17.2521	17.9937	12.1687	10.7125	89.4947			84.3575
	S	109.648	92.044	79.232	87.520	85.414	90.830			91.073
9	T						9.3419			
	S						97.946			

Event: Cooper Tires USF2000 GP of Mid-Ohio
 Track: Mid-Ohio Sports Car Course
 Report: Section Data Report
 Session: Qualifications - Race 1

Round 12 / 13
 2.258 mile(s)
 USF2000
 July 28, 2017



Section Data for Car 97 - Tomaselli, Bruna (R)

Lap	T/SF to I1	I1 to I2A	I2A to I2	I2 to I3A	I3A to I3	I3 to I4	I4 to I5A	I5A to I5B	I5B to I5	I5 to I6A	I6A to I6	I6 to I7A	I7A to I7	I7 to I8	I8 to SF	
1	T		5.6296	9.5855	8.8289	2.9940	8.1915	5.7898	5.1852	5.7366	7.1350	3.7266	6.4382			
	S		102.341	64.657	109.661	127.983	85.482	66.300	65.878	88.903	77.786	102.092	83.027			
2	T	4.8445	8.0642	4.9396	8.8534	8.6459		5.6121	4.9907	6.1532	6.9191	3.6288	5.9927	6.1299	5.0671	
	S	106.400	99.345	116.636	70.004	111.982		68.399	68.445	82.884	80.213	104.843	89.199	67.404	88.135	
3	T	4.6959	7.7479	4.9001	8.7376	8.6037		5.4482	4.8847	5.3787	6.6361	3.6038	5.8011	5.9109	4.9643	
	S	109.767	103.400	117.576	70.932	112.531		70.457	69.931	94.818	83.633	105.570	92.146	69.902	89.960	
4	T	4.7075	7.6866	4.8703	8.6694	8.5370		5.3947	4.7580	5.3334	6.5303	3.5543	5.5886	5.8629	4.9429	
	S	109.496	104.225	118.296	71.490	113.410		71.156	71.793	95.624	84.988	107.041	95.649	70.474	90.350	
5	T	4.9859	7.9164	4.8735	8.7259	8.6166	2.9189	7.3946	5.5574	4.7759	5.3878	6.5970	3.5271		5.3763	
	S	103.382	101.200	118.218	71.027	112.362	131.276	94.694	69.073	71.524	94.658	84.129	107.866		83.067	
6	T	4.7282	7.8556	4.8740	8.6165	8.5770	2.9092	7.5481	5.4076	4.7952	5.6032	7.0439	3.5161	5.4743	5.7521	4.8278
	S	109.017	101.983	118.206	71.929	112.881	131.714	92.769	70.986	71.236	91.019	78.792	108.204	97.646	71.831	92.504
7	T			6.1770	9.4888	8.7097	2.9275	8.2993	6.1393	5.6899	6.3954	7.2223	3.6007	6.4567		
	S			93.271	65.316	111.161	130.890	84.372	62.526	60.035	79.745	76.845	105.661	82.789		
8	T	4.7689	7.7963	4.9353	9.1370	8.5407	2.8884	7.4650	5.4725	4.7874	5.3532	6.5773	3.6277	5.7719	6.0413	4.9126
	S	108.087	102.759	116.738	67.831	113.361	132.662	93.801	70.144	71.352	95.270	84.381	104.875	92.612	68.393	90.907
9	T											3.5320	6.1226			
	S											107.716	87.307			

Event: Cooper Tires USF2000 GP of Mid-Ohio
Track: Mid-Ohio Sports Car Course
Report: Section Data Report
Session: Qualifications - Race 1

Round 12 / 13
2.258 mile(s)
USF2000
July 28, 2017



Section Data for Car 97 - Tomaselli, Bruna (R)

Lap	T/S	I1 to I2	I2 to I3	I4 to I5	I5 to I6	I6 to I7	Lap	PI to PO	PO to SF	SF to PI
1	T		18.4144	19.1665	12.8716	10.1648	252.8106	162.9071	91.0033	
	S		86.234	74.384	82.740	90.017	32.154	5.512	83.666	
2	T	13.0038	17.4993		13.0723	9.6215	90.5175			
	S	105.913	90.744		81.470	95.100	89.804			
3	T	12.6480	17.3413		12.0148	9.4049	87.8145			
	S	108.893	91.571		88.641	97.290	92.568			
4	T	12.5569	17.2064		11.8637	9.1429	86.8248			
	S	109.683	92.289		89.770	100.078	93.623			
5	T	12.7899	17.3425	17.7279	11.9848		108.9022			
	S	107.684	91.564	80.420	88.863		74.643			
6	T	12.7296	17.1935	17.7509	12.6471	8.9904	87.5288			86.8475
	S	108.195	92.358	80.316	84.209	101.775	92.870			88.462
7	T		18.1985	20.1285	13.6177	10.0574	398.1586	306.3216	93.3015	
	S		87.257	70.829	78.207	90.978	20.416	2.931	81.605	
8	T	12.7316	17.6777	17.7249	11.9305	9.3996	88.0755			85.6802
	S	108.178	89.828	80.434	89.267	97.345	92.294			89.667
9	T					9.6546				
	S					94.773				

Event: Cooper Tires USF2000 GP of Mid-Ohio

Round 12 / 13

Track: Mid-Ohio Sports Car Course

2.258 mile(s)



Report: Section Data Report

USF2000






Session: Qualifications - Race 1

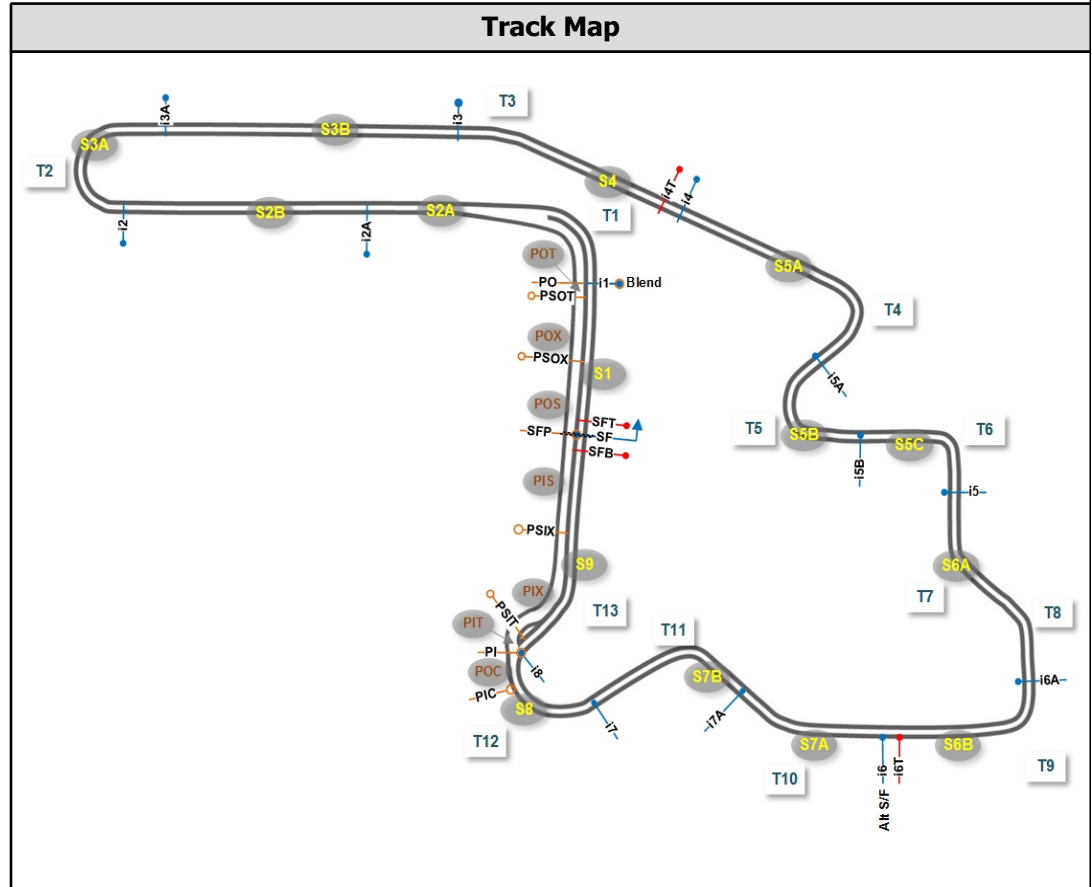
July 28, 2017

Section Data for Car

Report Support Information

Section Legend	
Name	Length
SF to I1	0.143182 miles
I1 to I2A	0.222538 miles
I2A to I2	0.160038 miles
I2 to I3A	0.172159 miles
I3A to I3	0.268939 miles
I3 to I4	0.106439 miles
I4 to I5A	0.194508 miles
I5A to I5B	0.106629 miles
I5B to I5	0.094886 miles
I5 to I6A	0.141667 miles
I6A to I6	0.154167 miles
I6 to I7A	0.105682 miles
I7A to I7	0.148485 miles
I7 to I8	0.114773 miles
I8 to SF	0.124053 miles
I1 to I2	0.382576 miles
I2 to I3	0.441098 miles
I4 to I5	0.396023 miles
I5 to I6	0.295833 miles
I6 to I7	0.254167 miles
Lap	2.258000 miles
PI to PO	0.249432 miles
PO to SF	2.114962 miles

Color Legend	
	Fastest Lap
	Section Under Caution
	Section Under Green
	Section Time Data
	Section Speed Data



Event: Cooper Tires USF2000 GP of Mid-Ohio

Round 12 / 13

Track: Mid-Ohio Sports Car Course

2.258 mile(s)



Report: Section Data Report

USF2000

Session: Qualifications - Race 1

July 28, 2017

Section Data for Car

SF to PI	2.134091 miles
PO to I2	0.382576 miles
I7 to PI	0.114773 miles
PO to PI	2.008712 miles