

Event: Cooper Tires USF2000 GP of Mid-Ohio
Track: Mid-Ohio Sports Car Course
Report: Section Data Report
Session: Qualifications - Race 2

Round 12 / 13
2.258 mile(s)
USF2000
July 29, 2017



Section Data for Car 10 - Gutierrez, Andres (R)

Lap	T/SF to I1	I1 to I2A	I2A to I2	I2 to I3A	I3A to I3	I3 to I4	I4 to I5A	I5A to I5B	I5B to I5	I5 to I6A	I6A to I6	I6 to I7A	I7A to I7	I7 to I8	I8 to SF	
1	T	4.7769	7.9709	4.9537	9.3350	8.8491	2.9959	7.7769	5.7251	4.9759	5.5893	6.9346	3.6998	6.1892	6.3314	5.0572
	S	107.906	100.508	116.304	66.392	109.410	127.902	90.039	67.049	68.649	91.246	80.033	102.831	86.367	65.259	88.308
2	T	4.7265	7.7627	4.8563	8.9861	8.5972	2.9267	7.5158	5.6154	4.8486	5.4980	6.7580	3.6042	5.7653	6.0884	5.0375
	S	109.056	103.203	118.637	68.970	112.616	130.926	93.167	68.359	70.451	92.761	82.125	105.559	92.718	67.864	88.653
3	T	4.6447	7.5929	4.8447	8.8364	8.5873	2.9164	7.4452	5.5730	4.7824	5.4463	6.6448	3.5586	5.6124	5.8738	4.9257
	S	110.977	105.511	118.921	70.139	112.746	131.389	94.051	68.879	71.427	93.642	83.524	106.911	95.244	70.343	90.665
4	T	4.6270	7.5162	4.7760	8.8688	8.5827	2.9196	7.3792	5.5033	4.7719	5.4364	6.6444	3.5288	5.5049	5.7837	4.8973
	S	111.401	106.588	120.632	69.882	112.806	131.245	94.892	69.752	71.584	93.812	83.529	107.814	97.104	71.439	91.191
5	T	4.6374	7.3529	4.7599	8.7271	8.5460	2.9165	7.3607	5.5115	4.7295	5.4339	6.5787	3.5645	5.4634	5.6944	4.9149
	S	111.152	108.955	121.040	71.017	113.291	131.384	95.131	69.648	72.226	93.855	84.363	106.734	97.841	72.559	90.865
6	T	4.6185	7.3509	4.7495	8.6797	8.5322	2.9183	7.3337	5.5074	4.6723	5.4031	6.5734	3.5223	5.4704	5.8086	4.9024
	S	111.606	108.985	121.305	71.405	113.474	131.303	95.481	69.700	73.110	94.390	84.431	108.013	97.716	71.133	91.096
7	T	4.6094	10.8373	8.6583	9.0608	8.5635	2.9085	7.3669	5.4348	4.7069	5.3774	6.5002	3.5073	5.4675	5.6031	4.9044
	S	111.827	73.924	66.542	68.402	113.059	131.746	95.050	70.631	72.572	94.841	85.382	108.475	97.768	73.742	91.059
8	T	4.5954	7.2844	4.7210	8.6271	8.5218	2.9141	7.3375	5.4174	4.6538	5.3658	6.4301	3.5039	5.4733	5.6916	4.8500
	S	112.168	109.980	122.037	71.840	113.612	131.492	95.431	70.858	73.400	95.046	86.313	108.580	97.664	72.595	92.081
9	T	4.5977	7.2522	4.7353	8.5348	8.5255	2.9107	7.2636	5.3815	4.6310	5.3318	6.3966	3.4881	5.3804	5.5805	4.8663
	S	112.111	110.468	121.668	72.617	113.563	131.646	96.402	71.330	73.762	95.653	86.765	109.072	99.351	74.040	91.772
10	T	4.5926	7.2347	4.7163	8.6052	8.5407	2.9074	7.2948	5.2678	4.6064	5.3230	6.4490	3.4834	5.4377	5.6073	4.8487
	S	112.236	110.735	122.159	72.023	113.361	131.795	95.990	72.870	74.156	95.811	86.060	109.219	98.304	73.686	92.105
11	T	4.5765	7.1724	4.7149	8.4484	8.4866	2.9072	7.2225	5.2364	4.6018	5.3197	6.3833	3.4947	5.3405	5.5414	4.8330
	S	112.631	111.697	122.195	73.360	114.084	131.804	96.951	73.307	74.230	95.870	86.946	108.866	100.093	74.563	92.404
12	T	4.5723	7.2365	4.6882	8.4417	8.5326	2.9055	7.1218	5.2624	4.5738	5.3315	6.3817	3.4865	5.3759	5.5592	4.7959
	S	112.734	110.708	122.891	73.418	113.469	131.882	98.322	72.945	74.684	95.658	86.967	109.122	99.434	74.324	93.119
13	T	4.5632	7.1814	4.6744	8.3900	8.5000	2.9044	7.1198	5.2513	4.5912	5.2886	6.3805	3.4812	5.3429	5.4168	4.8008
	S	112.959	111.557	123.254	73.870	113.904	131.931	98.349	73.099	74.401	96.434	86.984	109.288	100.048	76.278	93.024
14	T												3.4903	5.3595		
	S												109.003	99.738		

Event: Cooper Tires USF2000 GP of Mid-Ohio

Round 12 / 13

Track: Mid-Ohio Sports Car Course

2.258 mile(s)



Report: Section Data Report

USF2000

Session: Qualifications - Race 2

July 29, 2017

Section Data for Car 10 - Gutierrez, Andres (R)

Lap	T/S	I1 to I2	I2 to I3	I4 to I5	I5 to I6	I6 to I7	Lap	PO to SF	SF to PI
1	T	12.9246	18.1841	18.4779	12.5239	9.8890	91.1609	97.1001	
	S	106.562	87.327	77.156	85.037	92.527	89.170	78.413	
2	T	12.6190	17.5833	17.9798	12.2560	9.3695	88.5867		
	S	109.143	90.310	79.294	86.896	97.657	91.761		
3	T	12.4376	17.4237	17.8006	12.0911	9.1710	87.2846		
	S	110.735	91.138	80.092	88.081	99.771	93.130		
4	T	12.2922	17.4515	17.6544	12.0808	9.0337	86.7402		
	S	112.044	90.992	80.755	88.156	101.287	93.714		
5	T	12.1128	17.2731	17.6017	12.0126	9.0279	86.1913		
	S	113.704	91.932	80.997	88.657	101.352	94.311		
6	T	12.1004	17.2119	17.5134	11.9765	8.9927	86.0427		
	S	113.820	92.259	81.405	88.924	101.749	94.474		
7	T	19.4956	17.6243	17.5086	11.8776	8.9748	93.5063		
	S	70.645	90.100	81.428	89.665	101.952	86.933		
8	T	12.0054	17.1489	17.4087	11.7959	8.9772	85.3872		
	S	114.721	92.598	81.895	90.286	101.925	95.199		
9	T	11.9875	17.0603	17.2761	11.7284	8.8685	84.8760		
	S	114.892	93.079	82.523	90.805	103.174	95.773		
10	T	11.9510	17.1459	17.1690	11.7720	8.9211	84.9150		
	S	115.243	92.614	83.038	90.469	102.566	95.729		
11	T	11.8873	16.9350	17.0607	11.7030	8.8352	84.2793		
	S	115.861	93.768	83.565	91.002	103.563	96.451		
12	T	11.9247	16.9743	16.9580	11.7132	8.8624	84.2655		
	S	115.497	93.551	84.071	90.923	103.245	96.467		
13	T	11.8558	16.8900	16.9623	11.6691	8.8241	83.8865		80.7689
	S	116.169	94.017	84.050	91.267	103.693	96.902		95.120
14	T					8.8498			
	S					103.392			

Event: Cooper Tires USF2000 GP of Mid-Ohio
 Track: Mid-Ohio Sports Car Course
 Report: Section Data Report
 Session: Qualifications - Race 2

Round 12 / 13
 2.258 mile(s)
 USF2000
 July 29, 2017



Section Data for Car 11 - Enders, Kory (R)

Lap	T/SF to I1	I1 to I2A	I2A to I2	I2 to I3A	I3A to I3	I3 to I4	I4 to I5A	I5A to I5B	I5B to I5	I5 to I6A	I6A to I6	I6 to I7A	I7A to I7	I7 to I8	I8 to SF	
1	T	4.8503	8.4248	5.0541	9.5996	8.7979	2.9236	8.0584	5.8699	5.0361	5.6004	7.1056	3.6889	6.6497	6.3691	5.1269
	S	106.273	95.093	113.994	64.562	110.047	131.065	86.894	65.395	67.828	91.065	78.107	103.135	80.386	64.873	87.107
2	T	4.7436	7.8573	4.8468	9.0154	8.5191	2.8887	7.6782	5.6671	4.7940	5.5262	6.7809	3.5940	6.1779	6.0845	5.0762
	S	108.663	101.961	118.869	68.746	113.648	132.649	91.197	67.735	71.254	92.288	81.848	105.858	86.525	67.907	87.977
3	T	4.6906	7.7358	4.8000	8.9694	8.5647	2.8791	7.5223	5.5888	4.6937	5.3923	6.6946	3.5366	5.8966	5.9737	4.9064
	S	109.891	103.562	120.028	69.099	113.043	133.091	93.087	68.684	72.776	94.579	82.903	107.576	90.653	69.167	91.022
4	T	4.6471	7.6689	4.7870	8.9246	8.5162	2.8632	7.3579	5.5718	4.7898	5.4556	6.7085	3.5437	5.7801	5.7763	4.8664
	S	110.920	104.466	120.354	69.445	113.687	133.830	95.167	68.894	71.316	93.482	82.731	107.361	92.480	71.531	91.770
5	T	4.6674	7.6061	4.7438	8.9103	8.4381	2.8563	7.5054	5.5315	4.7282	5.3490	6.6403	3.5183	5.8075	5.7827	4.8809
	S	110.437	105.328	121.450	69.557	114.739	134.153	93.296	69.396	72.245	95.345	83.581	108.136	92.044	71.451	91.498
6	T	4.6455	7.6215	4.9117	9.2884	8.4847	2.8665	7.5923	5.5293	4.8098	5.3597	6.7747	3.4876	5.7018	5.8166	4.9056
	S	110.958	105.115	117.299	66.725	114.109	133.676	92.229	69.424	71.020	95.155	81.922	109.088	93.750	71.035	91.037
7	T	4.6177	7.5554	4.7267	8.8820	8.4238	2.8651	7.4316	5.4756	4.7661	5.3570	6.6804	3.5207	5.7418	5.8190	4.8598
	S	111.626	106.035	121.890	69.779	114.934	133.741	94.223	70.104	71.671	95.203	83.079	108.062	93.097	71.006	91.895
8	T	4.6185	7.5192	4.7683	8.7244	8.4033	2.8552	7.3218	5.4895	4.6561	5.2929	6.5747	3.5558	5.6323	5.7136	4.8672
	S	111.606	106.545	120.826	71.039	115.214	134.205	95.636	69.927	73.364	96.355	84.414	106.995	94.907	72.315	91.755
9	T	4.6075	7.5821	4.7706	8.6117	8.3495	2.8188	7.5871	5.4128	4.6230	5.3741	6.5580	3.5018	5.6355	5.6402	4.7732
	S	111.873	105.662	120.768	71.969	115.957	135.938	92.292	70.918	73.889	94.900	84.629	108.645	94.853	73.257	93.562
10	T	4.6453	7.4647	4.7231	8.6647	8.4285	2.8624	7.3092	5.3989	4.6141	5.3024	6.5125	3.4942	5.6639	5.6804	4.8258
	S	110.963	107.323	121.983	71.528	114.870	133.867	95.801	71.100	74.032	96.183	85.221	108.882	94.378	72.738	92.542
11	T	4.5794	7.3787	4.7166	8.5572	8.4008	2.8642	7.2289	5.3824	4.5728	5.2681	6.4524	3.5037	5.5544	5.6047	4.8095
	S	112.559	108.574	122.151	72.427	115.249	133.783	96.865	71.318	74.701	96.809	86.015	108.587	96.238	73.721	92.856
12	T	4.5698	7.3742	4.6739	8.4935	8.3771	2.8582	7.1699	5.3467	4.5710	5.2873	6.4953	3.4790	5.4892	5.6027	4.7592
	S	112.796	108.640	123.267	72.970	115.575	134.064	97.662	71.794	74.730	96.458	85.446	109.357	97.381	73.747	93.837
13	T	4.5715	7.3556	4.6798	8.4992	8.4037	2.8571	7.1364	5.3486	4.4927	5.3103	6.4105	3.4927	5.4347	5.5411	4.8035
	S	112.754	108.915	123.111	72.921	115.209	134.116	98.121	71.769	76.032	96.040	86.577	108.928	98.358	74.567	92.972
14	T												3.4797	5.6249		
	S												109.335	95.032		

Event: Cooper Tires USF2000 GP of Mid-Ohio

Round 12 / 13

Track: Mid-Ohio Sports Car Course

2.258 mile(s)



Report: Section Data Report

USF2000

Session: Qualifications - Race 2

July 29, 2017

Section Data for Car 11 - Enders, Kory (R)

Lap	T/S	I1 to I2	I2 to I3	I4 to I5	I5 to I6	I6 to I7	Lap	PO to SF	SF to PI
1	T	13.4789	18.3975	18.9644	12.7060	10.3386	93.1553	95.2274	
	S	102.180	86.314	75.177	83.819	88.503	87.261	79.955	
2	T	12.7041	17.5345	18.1393	12.3071	9.7719	89.2499		
	S	108.412	90.562	78.596	86.535	93.636	91.079		
3	T	12.5358	17.5341	17.8048	12.0869	9.4332	87.8446		
	S	109.867	90.564	80.073	88.112	96.998	92.536		
4	T	12.4559	17.4408	17.7195	12.1641	9.3238	87.2571		
	S	110.572	91.048	80.458	87.553	98.136	93.159		
5	T	12.3499	17.3484	17.7651	11.9893	9.3258	86.9658		
	S	111.521	91.533	80.252	88.829	98.115	93.471		
6	T	12.5332	17.7731	17.9314	12.1344	9.1894	87.7957		
	S	109.890	89.346	79.508	87.767	99.571	92.588		
7	T	12.2821	17.3058	17.6733	12.0374	9.2625	86.7227		
	S	112.137	91.759	80.669	88.474	98.785	93.733		
8	T	12.2875	17.1277	17.4674	11.8676	9.1881	85.9928		
	S	112.087	92.713	81.620	89.740	99.585	94.529		
9	T	12.3527	16.9612	17.6229	11.9321	9.1373	85.8459		
	S	111.496	93.623	80.899	89.255	100.139	94.691		
10	T	12.1878	17.0932	17.3222	11.8149	9.1581	85.5901		
	S	113.004	92.900	82.304	90.140	99.912	94.974		
11	T	12.0953	16.9580	17.1841	11.7205	9.0581	84.8738		
	S	113.868	93.640	82.965	90.866	101.015	95.775		
12	T	12.0481	16.8706	17.0876	11.7826	8.9682	84.5470		
	S	114.315	94.126	83.434	90.388	102.027	96.145		
13	T	12.0354	16.9029	16.9777	11.7208	8.9274	84.3374		80.7884
	S	114.435	93.946	83.974	90.864	102.493	96.384		95.097
14	T					9.1046			
	S					100.499			

Event: Cooper Tires USF2000 GP of Mid-Ohio
Track: Mid-Ohio Sports Car Course
Report: Section Data Report
Session: Qualifications - Race 2

Round 12 / 13
2.258 mile(s)
USF2000
July 29, 2017



Section Data for Car 12 - de la Vara, Moises (R)

Lap	T/SF to I1	I1 to I2A	I2A to I2	I2 to I3A	I3A to I3	I3 to I4	I4 to I5A	I5A to I5B	I5B to I5	I5 to I6A	I6A to I6	I6 to I7A	I7A to I7	I7 to I8	I8 to SF	
1	T	4.7758	7.7171	4.8707	8.9616	30.6492	7.2137	11.9825	5.8097	5.0885	5.5390	6.8649	3.6554	6.1205	6.2570	4.9852
	S	107.931	103.813	118.286	69.159	31.589	53.119	58.437	66.073	67.130	92.074	80.846	104.080	87.337	66.035	89.583
2	T	4.6556	7.4576	4.7453	8.7565	8.4820	2.9000	7.3353	5.5221	4.8253	5.5185	6.6843	3.5831	5.7838	5.9624	4.8929
	S	110.717	107.425	121.412	70.779	114.145	132.132	95.460	69.514	70.792	92.416	83.030	106.180	92.421	69.298	91.273
3	T	4.6491	7.4072	4.7369	8.7273	8.5100	2.8975	7.2926	5.4594	4.7554	5.3545	6.5328	3.5668	5.6099	5.8646	4.9307
	S	110.872	108.156	121.627	71.015	113.770	132.246	96.019	70.312	71.832	95.247	84.956	106.666	95.286	70.454	90.574
4	T	4.6644	7.3656	4.7193	8.6203	8.4446	2.8813	7.2386	5.3717	4.6849	5.3419	6.5645	3.5051	5.4920	5.8430	4.8704
	S	110.508	108.767	122.081	71.897	114.651	132.989	96.735	71.460	72.913	95.472	84.546	108.543	97.332	70.714	91.695
5	T	4.6436	7.3180	4.6906	8.6083	8.4529	2.8863	7.1238	5.3404	4.6238	5.3533	6.5381	3.5194	5.5200	5.7275	4.8873
	S	111.003	109.475	122.828	71.997	114.538	132.759	98.294	71.879	73.877	95.268	84.887	108.102	96.838	72.140	91.378
6	T	4.6366	7.2796	4.6565	8.5393	8.4903	2.8842	7.1549	5.3183	4.5909	5.3214	6.5773	3.5070	5.4701	5.6748	4.8734
	S	111.171	110.052	123.727	72.579	114.034	132.855	97.867	72.178	74.406	95.839	84.381	108.484	97.721	72.810	91.638
7	T	4.6025	7.1799	4.6580	8.4790	8.4483	2.8824	7.1580	5.2942	4.5518	5.2665	6.4321	3.4944	5.3679	5.5535	4.8401
	S	111.994	111.580	123.687	73.095	114.601	132.938	97.824	72.506	75.045	96.839	86.286	108.875	99.582	74.400	92.269
8	T												3.5110	5.5101		
	S												108.361	97.012		

Event: Cooper Tires USF2000 GP of Mid-Ohio

Round 12 / 13

Track: Mid-Ohio Sports Car Course

2.258 mile(s)



Report: Section Data Report

USF2000

Session: Qualifications - Race 2

July 29, 2017

Section Data for Car 12 - de la Vara, Moises (R)

Lap	T/S	I1 to I2	I2 to I3	I4 to I5	I5 to I6	I6 to I7	Lap	PO to SF	SF to PI
1	T	12.5878	39.6108	22.8807	12.4039	9.7759	120.4908	91.8356	
	S	109.413	40.089	62.309	85.860	93.598	67.464	82.908	
2	T	12.2029	17.2385	17.6827	12.2028	9.3669	87.1047		
	S	112.864	92.117	80.626	87.275	97.684	93.322		
3	T	12.1441	17.2373	17.5074	11.8873	9.1767	86.2947		
	S	113.411	92.123	81.433	89.591	99.709	94.198		
4	T	12.0849	17.0649	17.2952	11.9064	8.9971	85.6076		
	S	113.966	93.054	82.432	89.448	101.699	94.954		
5	T	12.0086	17.0612	17.0880	11.8914	9.0394	85.2333		
	S	114.691	93.074	83.432	89.561	101.224	95.371		
6	T	11.9361	17.0296	17.0641	11.8987	8.9771	84.9746		
	S	115.387	93.247	83.549	89.506	101.926	95.662		
7	T	11.8379	16.9273	17.0040	11.6986	8.8623	84.2086		81.8874
	S	116.344	93.810	83.844	91.037	103.246	96.532		93.821
8	T					9.0211			
	S					101.429			

Event: Cooper Tires USF2000 GP of Mid-Ohio
Track: Mid-Ohio Sports Car Course
Report: Section Data Report
Session: Qualifications - Race 2

Round 12 / 13
2.258 mile(s)
USF2000
July 29, 2017



Section Data for Car 21 - VeeKay, Rinus (R)

Lap	T/SF to I1	I1 to I2A	I2A to I2	I2 to I3A	I3A to I3	I3 to I4	I4 to I5A	I5A to I5B	I5B to I5	I5 to I6A	I6A to I6	I6 to I7A	I7A to I7	I7 to I8	I8 to SF	
1	T	4.8740	7.9879	4.9847	9.2670	8.5991	2.9233	7.7300	5.6835	4.8615	5.5493	6.8435	3.7139	6.4030	6.1995	5.1328
	S	105.756	100.294	115.581	66.880	112.591	131.079	90.586	67.540	70.265	91.903	81.099	102.441	83.484	66.648	87.007
2	T	4.7051	7.7064	4.8756	9.1126	8.5411	2.9077	7.5290	5.5939	4.7069	5.3918	6.7981	3.5617	5.9198	5.9450	4.9197
	S	109.552	103.957	118.167	68.013	113.356	131.782	93.004	68.622	72.572	94.588	81.640	106.818	90.298	69.501	90.776
3	T	4.6282	7.4935	4.7743	8.8977	8.4885	2.8940	7.3654	5.4934	4.6387	5.3483	6.7299	3.5454	5.7989	5.7844	4.9375
	S	111.373	106.911	120.675	69.655	114.058	132.406	95.070	69.877	73.639	95.357	82.468	107.309	92.180	71.430	90.449
4	T	4.6440	7.4382	4.7569	8.7276	8.4932	2.8888	7.2605	5.4657	4.6397	5.3704	6.5944	3.5388	5.6623	5.6304	4.9780
	S	110.994	107.706	121.116	71.013	113.995	132.644	96.443	70.231	73.623	94.965	84.162	107.509	94.404	73.384	89.713
5	T	4.6220	7.4286	4.7419	8.6484	8.4840	2.8826	7.2057	5.4217	4.5946	5.3426	6.5633	3.5101	5.5771	5.6277	4.9295
	S	111.522	107.845	121.499	71.663	114.119	132.929	97.177	70.801	74.346	95.459	84.561	108.389	95.846	73.419	90.596
6	T	4.5930	7.2925	4.7428	8.6766	8.4472	2.8836	7.1570	5.3556	4.6005	5.3240	6.5823	3.4968	5.5768	5.5126	4.9164
	S	112.226	109.858	121.476	71.430	114.616	132.883	97.838	71.675	74.251	95.793	84.317	108.801	95.852	74.952	90.837
7	T	4.5779	7.2504	4.7364	8.6345	8.4539	2.8913	7.2368	5.3375	4.5174	5.3002	6.4378	3.5234	5.5301	5.4918	4.8671
	S	112.596	110.495	121.640	71.779	114.525	132.529	96.759	71.918	75.617	96.223	86.210	107.979	96.661	75.236	91.757
8	T	4.5839	7.2425	4.7084	8.4857	8.4219	2.8907	7.1673	5.3245	4.5440	5.2643	6.3928	3.5067	5.5058	5.4658	4.9119
	S	112.449	110.616	122.364	73.037	114.960	132.557	97.697	72.094	75.174	96.879	86.816	108.494	97.088	75.594	90.920
9	T	4.5532	7.1688	4.6921	8.4747	8.4414	2.8899	7.1417	5.2338	4.4717	5.2896	6.3994	3.4659	5.4860	5.3907	4.8529
	S	113.207	111.753	122.789	73.132	114.694	132.593	98.048	73.343	76.389	96.416	86.727	109.771	97.438	76.647	92.026
10	T	4.5731	7.1522	4.6601	8.4601	8.4276	2.8844	7.0782	5.2466	4.4575	5.2618	6.3596	3.4774	5.4370	5.3737	4.8554
	S	112.714	112.013	123.632	73.258	114.882	132.846	98.927	73.164	76.633	96.925	87.270	109.408	98.316	76.890	91.978
11	T	4.5639	7.1213	4.6776	8.4494	8.4190	2.8772	7.0929	5.2368	4.4487	5.2539	6.3315	3.4677	5.3631	5.3620	4.8858
	S	112.942	112.499	123.169	73.351	115.000	133.179	98.722	73.301	76.784	97.071	87.657	109.714	99.671	77.057	91.406
12	T	4.5427	7.1557	4.6861	8.4367	8.4073	2.8835	7.0307	5.2141	4.4037	5.2332	6.2984	3.4729	5.3410	5.3621	4.8154
	S	113.469	111.958	122.946	73.462	115.160	132.888	99.596	73.620	77.569	97.455	88.118	109.550	100.083	77.056	92.742
13	T	4.5322	7.1056	4.6231	8.4510	8.4206	2.8621	7.0255	5.2081	4.4245	5.2546	6.3972	3.4660	5.3626	5.3699	4.8188
	S	113.732	112.747	124.621	73.337	114.978	133.881	99.669	73.705	77.204	97.058	86.757	109.768	99.680	76.944	92.677
14	T												3.4575	5.5300		
	S												110.037	96.663		

Event: Cooper Tires USF2000 GP of Mid-Ohio

Round 12 / 13

Track: Mid-Ohio Sports Car Course

2.258 mile(s)



Report: Section Data Report

USF2000

Session: Qualifications - Race 2

July 29, 2017

Section Data for Car 21 - VeeKay, Rinus (R)

Lap	T/S	I1 to I2	I2 to I3	I4 to I5	I5 to I6	I6 to I7	Lap	PO to SF	SF to PI
1	T	12.9726	17.8661	18.2750	12.3928	10.1169	90.7530	92.1963	
	S	106.168	88.881	78.013	85.937	90.443	89.571	82.583	
2	T	12.5820	17.6537	17.8298	12.1899	9.4815	88.2144		
	S	109.464	89.950	79.961	87.367	96.504	92.148		
3	T	12.2678	17.3862	17.4975	12.0782	9.3443	86.8181		
	S	112.267	91.334	81.479	88.175	97.921	93.630		
4	T	12.1951	17.2208	17.3659	11.9648	9.2011	86.0889		
	S	112.937	92.211	82.097	89.011	99.445	94.423		
5	T	12.1705	17.1324	17.2220	11.9059	9.0872	85.5798		
	S	113.165	92.687	82.783	89.451	100.691	94.985		
6	T	12.0353	17.1238	17.1131	11.9063	9.0736	85.1577		
	S	114.436	92.734	83.309	89.448	100.842	95.456		
7	T	11.9868	17.0884	17.0917	11.7380	9.0535	84.7865		
	S	114.899	92.926	83.414	90.731	101.066	95.874		
8	T	11.9509	16.9076	17.0358	11.6571	9.0125	84.4162		
	S	115.244	93.920	83.687	91.361	101.526	96.294		
9	T	11.8609	16.9161	16.8472	11.6890	8.9519	83.9518		
	S	116.119	93.872	84.624	91.111	102.213	96.827		
10	T	11.8123	16.8877	16.7823	11.6214	8.9144	83.7047		
	S	116.596	94.030	84.952	91.641	102.643	97.113		
11	T	11.7989	16.8684	16.7784	11.5854	8.8308	83.5508		
	S	116.729	94.138	84.971	91.926	103.615	97.292		
12	T	11.8418	16.8440	16.6485	11.5316	8.8139	83.2835		
	S	116.306	94.274	85.634	92.355	103.813	97.604		
13	T	11.7287	16.8716	16.6581	11.6518	8.8286	83.3218		80.3498
	S	117.428	94.120	85.585	91.402	103.640	97.559		95.616
14	T					8.9875			
	S					101.808			

Event: Cooper Tires USF2000 GP of Mid-Ohio
Track: Mid-Ohio Sports Car Course
Report: Section Data Report
Session: Qualifications - Race 2

Round 12 / 13
2.258 mile(s)
USF2000
July 29, 2017



Section Data for Car 22 - Ming, Calvin (R)

Lap	T/SF to I1	I1 to I2A	I2A to I2	I2 to I3A	I3A to I3	I3 to I4	I4 to I5A	I5A to I5B	I5B to I5	I5 to I6A	I6A to I6	I6 to I7A	I7A to I7	I7 to I8	I8 to SF	
1	T	4.8440	8.0690	4.9624	9.2825	8.6396	2.9186	7.7434	5.7775	4.8853	5.6550	7.0278	3.6511	6.3634	6.3606	5.0713
	S	106.411	99.286	116.100	66.768	112.063	131.290	90.429	66.441	69.922	90.186	78.972	104.203	84.003	64.960	88.062
2	T	4.7099	7.7649	4.8551	9.0018	8.5457	2.9035	7.5555	5.6317	4.7986	5.4875	6.7116	3.5681	5.9643	5.9015	4.9849
	S	109.441	103.174	118.666	68.850	113.295	131.972	92.678	68.161	71.186	92.938	82.693	106.627	89.624	70.013	89.589
3	T	4.6637	7.7464	4.8221	8.7632	8.4864	2.8918	7.5087	5.5923	4.6741	5.4633	6.5543	3.5153	5.7401	5.7556	4.9349
	S	110.525	103.420	119.478	70.724	114.086	132.506	93.255	68.641	73.082	93.350	84.677	108.228	93.125	71.788	90.496
4	T	4.6046	7.5548	4.8283	8.9507	8.3964	2.8382	7.6449	5.4713	4.6451	5.3888	6.5929	3.4900	5.6308	5.8597	4.8095
	S	111.943	106.043	119.325	69.243	115.309	135.009	91.594	70.159	73.538	94.641	84.181	109.013	94.932	70.512	92.856
5	T	4.6016	7.4548	4.7439	8.7660	8.4635	2.8794	7.3410	5.4551	4.5461	5.4307	6.4276	3.4920	5.5068	5.7785	4.8013
	S	112.016	107.466	121.448	70.702	114.395	133.077	95.386	70.368	75.139	93.911	86.346	108.950	97.070	71.503	93.015
6	T	4.6127	7.4988	4.7456	8.7506	8.4576	2.8885	7.2879	5.4449	4.6359	5.4000	6.5213	3.4675	5.5833	5.6668	4.8247
	S	111.747	106.835	121.404	70.826	114.475	132.658	96.081	70.500	73.684	94.444	85.106	109.720	95.740	72.913	92.563
7	T	4.5881	7.5565	4.7332	8.7305	8.4844	2.8953	7.2932	5.3991	4.5197	5.3588	6.5194	3.5057	5.5444	5.6126	4.7976
	S	112.346	106.020	121.722	70.989	114.113	132.346	96.011	71.098	75.578	95.171	85.131	108.525	96.412	73.617	93.086
8	T	4.5836	7.4107	4.7023	8.8518	8.6099	2.9078	7.2730	5.3499	4.5359	5.3718	6.4682	3.5155	5.5526	5.6208	4.7533
	S	112.456	108.105	122.522	70.017	112.450	131.777	96.278	71.752	75.308	94.940	85.804	108.222	96.269	73.509	93.954
9	T	4.5847	7.3342	4.6786	8.7302	8.5080	2.8972	7.1901	5.3130	4.4905	5.3195	6.3839	3.4859	5.5351	5.5533	4.7755
	S	112.429	109.233	123.143	70.992	113.797	132.259	97.388	72.250	76.070	95.874	86.937	109.141	96.574	74.403	93.517
10	T	4.5663	7.2819	4.6570	8.5259	8.3935	2.8795	7.1435	5.3369	4.5366	5.3134	6.3769	3.4779	5.4712	5.6202	4.7454
	S	112.882	110.017	123.714	72.693	115.349	133.072	98.023	71.926	75.297	95.984	87.033	109.392	97.702	73.517	94.110
11	T	4.5801	7.3088	4.6627	8.4452	8.3916	2.8691	7.0857	5.3245	4.5080	5.2777	6.3537	3.4715	5.3810	5.5236	4.7555
	S	112.542	109.613	123.563	73.388	115.375	133.555	98.823	72.094	75.774	96.633	87.351	109.594	99.339	74.803	93.910
12	T	4.5529	7.3928	4.6688	8.4928	8.3674	2.8715	7.1711	5.2434	4.4266	5.2833	6.3126	3.4804	5.4400	5.4258	4.7858
	S	113.215	108.367	123.401	72.976	115.709	133.443	97.646	73.209	77.168	96.531	87.919	109.313	98.262	76.151	93.316
13	T	4.5501	7.2375	4.6051	8.5592	8.3590	2.8592	7.0989	5.2822	4.5051	5.2690	6.3765	3.4673	5.3717	5.5983	4.7168
	S	113.284	110.692	125.108	72.410	115.825	134.017	98.639	72.671	75.823	96.793	87.038	109.726	99.511	73.805	94.681
14	T												3.4626	5.4151		
	S												109.875	98.714		

Event: Cooper Tires USF2000 GP of Mid-Ohio

Round 12 / 13

Track: Mid-Ohio Sports Car Course

2.258 mile(s)



Report: Section Data Report

USF2000

Session: Qualifications - Race 2

July 29, 2017

Section Data for Car 22 - Ming, Calvin (R)

Lap	T/S	I1 to I2	I2 to I3	I4 to I5	I5 to I6	I6 to I7	Lap	PO to SF	SF to PI
1	T	13.0314	17.9221	18.4062	12.6828	10.0145	91.2515	92.9538	
	S	105.689	88.603	77.457	83.972	91.368	89.081	81.910	
2	T	12.6200	17.5475	17.9858	12.1991	9.5324	88.3846		
	S	109.134	90.495	79.267	87.302	95.988	91.971		
3	T	12.5685	17.2496	17.7751	12.0176	9.2554	87.1122		
	S	109.581	92.057	80.207	88.620	98.861	93.314		
4	T	12.3831	17.3471	17.7613	11.9817	9.1208	86.7060		
	S	111.222	91.540	80.269	88.886	100.320	93.751		
5	T	12.1987	17.2295	17.3422	11.8583	8.9988	85.6883		
	S	112.903	92.165	82.209	89.811	101.680	94.865		
6	T	12.2444	17.2082	17.3687	11.9213	9.0508	85.7861		
	S	112.482	92.279	82.083	89.336	101.096	94.757		
7	T	12.2897	17.2149	17.2120	11.8782	9.0501	85.5385		
	S	112.067	92.243	82.831	89.660	101.104	95.031		
8	T	12.1130	17.4617	17.1588	11.8400	9.0681	85.5071		
	S	113.702	90.939	83.088	89.949	100.903	95.066		
9	T	12.0128	17.2382	16.9936	11.7034	9.0210	84.7797		
	S	114.650	92.118	83.895	90.999	101.430	95.881		
10	T	11.9389	16.9194	17.0170	11.6903	8.9491	84.3261		
	S	115.360	93.854	83.780	91.101	102.245	96.397		
11	T	11.9715	16.8368	16.9182	11.6314	8.8525	83.9387		
	S	115.046	94.315	84.269	91.562	103.361	96.842		
12	T	12.0616	16.8602	16.8411	11.5959	8.9204	83.9152		
	S	114.187	94.184	84.655	91.843	102.574	96.869		
13	T	11.8426	16.9182	16.8862	11.6455	8.8390	83.8559		81.3843
	S	116.298	93.861	84.429	91.452	103.518	96.938		94.401
14	T					8.8777			
	S					103.067			

Event: Cooper Tires USF2000 GP of Mid-Ohio
Track: Mid-Ohio Sports Car Course
Report: Section Data Report
Session: Qualifications - Race 2

Round 12 / 13
2.258 mile(s)
USF2000
July 29, 2017



Section Data for Car 23 - Kohl, Lucas

Lap	T/SF to I1	I1 to I2A	I2A to I2	I2 to I3A	I3A to I3	I3 to I4	I4 to I5A	I5A to I5B	I5B to I5	I5 to I6A	I6A to I6	I6 to I7A	I7A to I7	I7 to I8	I8 to SF	
1	T	4.8479	8.2082	5.0355	9.1671	8.5024	2.8775	8.3303	5.7661	4.8794	5.5958	6.9277	3.6666	6.3509	6.3342	5.0351
	S	106.325	97.602	114.415	67.608	113.872	133.165	84.058	66.572	70.007	91.140	80.113	103.762	84.168	65.230	88.696
2	T	4.7221	7.7353	4.8131	8.9050	8.4537	2.8695	7.5324	5.7257	4.7821	5.4414	6.7949	3.5766	6.0170	5.9275	4.9570
	S	109.158	103.569	119.702	69.598	114.528	133.536	92.962	67.042	71.431	93.726	81.679	106.373	88.839	69.706	90.093
3	T	4.6243	7.5745	4.7571	8.8819	8.4367	2.8555	8.5899	6.4394	4.8690	5.3994	6.6821	3.5484	5.8222	5.7627	4.8894
	S	111.467	105.768	121.111	69.779	114.758	134.191	81.518	59.612	70.156	94.455	83.058	107.219	91.812	71.699	91.339
4	T	4.6441	7.5486	4.7467	8.7572	8.4679	2.8885	7.5204	5.4428	4.6655	5.3458	6.7521	3.5364	5.6846	5.7700	4.8509
	S	110.991	106.130	121.376	70.773	114.336	132.658	93.110	70.527	73.216	95.402	82.197	107.582	94.034	71.609	92.064
5	T	4.6162	7.4443	4.7024	8.7452	8.4659	2.8823	7.5122	5.5494	4.6707	5.3355	6.7145	3.5596	5.5919	5.7635	4.8765
	S	111.662	107.617	122.520	70.870	114.363	132.943	93.212	69.172	73.135	95.586	82.657	106.881	95.593	71.689	91.580
6	T	4.6198	7.4209	4.7232	8.7363	8.4474	2.8867	7.3368	5.3945	4.6427	5.3060	6.5801	3.5216	5.6352	5.7282	4.8348
	S	111.575	107.957	121.980	70.942	114.613	132.740	95.440	71.158	73.576	96.118	84.345	108.035	94.858	72.131	92.370
7	T	4.6101	7.3545	4.7037	8.5069	8.4367	2.8900	7.3765	5.4255	4.6100	5.3613	6.5379	3.5043	5.5765	5.6932	4.8198
	S	111.810	108.931	122.486	72.855	114.758	132.589	94.927	70.752	74.098	95.126	84.890	108.568	95.857	72.575	92.658
8	T	4.6096	7.3003	4.6926	8.5238	8.4035	2.8853	7.3278	5.3912	4.6007	5.2926	6.5319	3.4841	5.5057	5.6186	4.8444
	S	111.822	109.740	122.776	72.711	115.212	132.805	95.558	71.202	74.248	96.361	84.968	109.197	97.089	73.538	92.187
9	T	4.5867	7.3045	4.6703	8.4829	8.4124	2.8813	7.2630	5.2555	4.5317	5.2937	6.5112	3.4954	5.4599	5.6756	4.7806
	S	112.380	109.677	123.362	73.061	115.090	132.989	96.410	73.040	75.378	96.341	85.238	108.844	97.904	72.800	93.417
10	T	4.5976	7.1959	4.6381	8.5177	8.5171	2.8917	7.3799	5.3088	4.6309	5.3102	6.5340	3.4882	5.3797	5.6207	4.8286
	S	112.114	111.332	124.218	72.763	113.675	132.511	94.883	72.307	73.763	96.042	84.940	109.069	99.363	73.511	92.489
11	T	4.5931	7.2726	4.6542	8.4390	8.4216	2.8798	7.2687	5.2407	4.5594	5.2842	6.4958	3.4671	5.3940	5.6203	4.8527
	S	112.224	110.158	123.788	73.441	114.964	133.058	96.335	73.247	74.920	96.514	85.440	109.733	99.100	73.516	92.029
12	T	4.5796	7.2100	4.6641	8.4361	8.3849	2.8837	7.1719	5.2398	4.5020	5.2660	6.3982	3.4593	5.3514	5.5231	4.7946
	S	112.554	111.115	123.526	73.467	115.467	132.879	97.635	73.259	75.875	96.848	86.743	109.980	99.889	74.810	93.145
13	T	4.5684	7.1771	4.6415	8.4070	8.4094	2.8783	7.1607	5.2131	4.4867	5.2563	6.4272	3.4683	5.3254	5.5434	4.7693
	S	112.830	111.624	124.127	73.721	115.131	133.128	97.788	73.634	76.134	97.026	86.352	109.695	100.377	74.536	93.639
14	T												3.4621	5.5463		
	S												109.891	96.379		

Event: Cooper Tires USF2000 GP of Mid-Ohio

Round 12 / 13

Track: Mid-Ohio Sports Car Course

2.258 mile(s)



Report: Section Data Report

USF2000

Session: Qualifications - Race 2

July 29, 2017

Section Data for Car 23 - Kohl, Lucas

Lap	T/S	I1 to I2	I2 to I3	I4 to I5	I5 to I6	I6 to I7	Lap	PO to SF	SF to PI
1	T	13.2437	17.6695	18.9758	12.5235	10.0175	91.5247	92.4129	
	S	103.995	89.870	75.132	85.040	91.340	88.815	82.390	
2	T	12.5484	17.3587	18.0402	12.2363	9.5936	88.2533		
	S	109.757	91.479	79.028	87.036	95.376	92.108		
3	T	12.3316	17.3186	19.8983	12.0815	9.3706	89.1325		
	S	111.686	91.691	71.648	88.151	97.646	91.199		
4	T	12.2953	17.2251	17.6287	12.0979	9.2210	86.6215		
	S	112.016	92.188	80.873	88.032	99.230	93.843		
5	T	12.1467	17.2111	17.7323	12.0500	9.1515	86.4301		
	S	113.387	92.263	80.400	88.382	99.984	94.051		
6	T	12.1441	17.1837	17.3740	11.8861	9.1568	85.8142		
	S	113.411	92.411	82.058	89.600	99.926	94.726		
7	T	12.0582	16.9436	17.4120	11.8992	9.0808	85.4069		
	S	114.219	93.720	81.879	89.502	100.762	95.177		
8	T	11.9929	16.9273	17.3197	11.8245	8.9898	85.0121		
	S	114.841	93.810	82.316	90.067	101.782	95.619		
9	T	11.9748	16.8953	17.0502	11.8049	8.9553	84.6047		
	S	115.014	93.988	83.617	90.217	102.174	96.080		
10	T	11.8340	17.0348	17.3196	11.8442	8.8679	84.8391		
	S	116.383	93.218	82.316	89.917	103.181	95.814		
11	T	11.9268	16.8606	17.0688	11.7800	8.8611	84.4432		
	S	115.477	94.181	83.526	90.407	103.260	96.264		
12	T	11.8741	16.8210	16.9137	11.6642	8.8107	83.8647		
	S	115.990	94.403	84.292	91.305	103.851	96.928		
13	T	11.8186	16.8164	16.8605	11.6835	8.7937	83.7321		80.9564
	S	116.534	94.429	84.558	91.154	104.052	97.081		94.900
14	T					9.0084			
	S					101.572			

Event: Cooper Tires USF2000 GP of Mid-Ohio
Track: Mid-Ohio Sports Car Course
Report: Section Data Report
Session: Qualifications - Race 2

Round 12 / 13
2.258 mile(s)
USF2000
July 29, 2017



Section Data for Car 27 - Kaminsky, Colin (R)

Lap	T/SF to I1	I1 to I2A	I2A to I2	I2 to I3A	I3A to I3	I3 to I4	I4 to I5A	I5A to I5B	I5B to I5	I5 to I6A	I6A to I6	I6 to I7A	I7A to I7	I7 to I8	I8 to SF	
1	T	4.9017	8.0238	5.0731	9.2062	8.6711	2.9451	7.8354	5.7409	4.9866	5.5789	6.8948	3.7400	6.2400	6.5797	5.1615
	S	105.158	99.845	113.567	67.321	111.656	130.108	89.367	66.865	68.502	91.416	80.495	101.726	85.664	62.796	86.523
2	T	4.7384	7.6290	4.8513	9.1199	9.5525	3.2947	7.7647	5.6017	4.9314	5.4843	7.0624	3.5931	5.8760	6.1729	4.9701
	S	108.782	105.012	118.759	67.958	101.354	116.302	90.181	68.526	69.269	92.993	78.585	105.885	90.971	66.935	89.856
3	T	4.7205	7.6684	4.8516	8.8901	8.6225	2.9215	7.9390	5.6893	4.8615	5.4666	6.7516	3.6347	5.7385	6.1269	4.9207
	S	109.195	104.472	118.752	69.715	112.286	131.159	88.201	67.471	70.265	93.294	82.203	104.673	93.151	67.437	90.758
4	T	4.6833	7.7987	4.9087	9.2883	8.4171	2.8486	7.6364	5.6215	4.8892	5.4711	6.8759	3.5523	5.9967	6.0830	4.9231
	S	110.062	102.727	117.370	66.726	115.026	134.516	91.696	68.285	69.866	93.217	80.717	107.101	89.140	67.924	90.713
5	T	4.6746	7.4040	4.7566	8.7643	8.5056	2.8981	7.3990	5.5361	4.8831	5.3910	6.7046	3.5662	5.6644	5.9663	4.8852
	S	110.267	108.203	121.124	70.716	113.829	132.218	94.638	69.338	69.954	94.602	82.779	106.683	94.369	69.253	91.417
6	T	4.6660	7.5825	4.9396	8.6007	8.5341	2.9115	7.3940	5.5355	4.7683	5.3974	6.6585	3.5386	5.6038	5.9084	4.8494
	S	110.470	105.656	116.636	72.061	113.449	131.610	94.702	69.346	71.638	94.490	83.352	107.516	95.390	69.931	92.092
7	T	4.6734	7.4460	4.7966	8.7211	8.5437	2.9119	7.3574	5.4477	4.6768	5.4096	6.5753	3.5343	5.6426	5.8673	4.8606
	S	110.295	107.593	120.113	71.066	113.321	131.592	95.173	70.463	73.039	94.277	84.407	107.646	94.734	70.421	91.880
8	T	4.6342	7.3520	4.7395	8.6509	8.5511	2.9111	7.2591	5.4178	4.6027	5.3135	6.6011	3.5036	5.5394	5.7598	4.8104
	S	111.228	108.968	121.561	71.643	113.223	131.628	96.462	70.852	74.215	95.982	84.077	108.590	96.499	71.735	92.839
9	T	4.6320	7.3062	4.7305	8.5852	8.5264	2.9011	7.1960	5.3883	4.7298	5.3496	6.5550	3.5078	5.5061	5.7354	4.8005
	S	111.281	109.652	121.792	72.191	113.551	132.082	97.308	71.240	72.221	95.334	84.668	108.460	97.082	72.041	93.030
10	T	4.6249	7.2854	4.7491	8.3896	8.5150	2.9014	7.2268	5.3128	4.6242	5.3257	6.4627	3.5054	5.4537	5.6503	4.7881
	S	111.452	109.965	121.315	73.874	113.703	132.068	96.893	72.253	73.870	95.762	85.877	108.534	98.015	73.126	93.271
11	T	4.6405	7.2448	4.7416	8.5120	8.4842	2.8984	7.3180	5.3920	4.6658	5.3256	6.5500	3.5026	5.4519	5.6028	4.8115
	S	111.077	110.581	121.507	72.812	114.116	132.205	95.686	71.191	73.212	95.764	84.733	108.621	98.048	73.746	92.817
12	T	4.6171	7.3386	4.7487	8.4642	8.5430	2.9015	7.2161	5.4673	4.6125	5.3457	6.5844	3.5223	5.4338	5.6413	4.7702
	S	111.640	109.167	121.325	73.223	113.330	132.063	97.037	70.211	74.058	95.404	84.290	108.013	98.374	73.242	93.621
13	T												3.5430	6.0867		
	S												107.382	87.822		

Event: Cooper Tires USF2000 GP of Mid-Ohio

Round 12 / 13

Track: Mid-Ohio Sports Car Course

2.258 mile(s)



Report: Section Data Report

USF2000

Session: Qualifications - Race 2

July 29, 2017

Section Data for Car 27 - Kaminsky, Colin (R)

Lap	T/S	I1 to I2	I2 to I3	I4 to I5	I5 to I6	I6 to I7	Lap	PO to SF	SF to PI
1	T	13.0969	17.8773	18.5629	12.4737	9.9800	91.5788	96.6598	
	S	105.160	88.825	76.803	85.380	91.683	88.763	78.770	
2	T	12.4803	18.6724	18.2978	12.5467	9.4691	90.6424		
	S	110.356	85.043	77.915	84.883	96.630	89.680		
3	T	12.5200	17.5126	18.4898	12.2182	9.3732	88.8034		
	S	110.006	90.675	77.106	87.165	97.619	91.537		
4	T	12.7074	17.7054	18.1471	12.3470	9.5490	88.9939		
	S	108.384	89.688	78.563	86.256	95.822	91.341		
5	T	12.1606	17.2699	17.8182	12.0956	9.2306	86.9991		
	S	113.257	91.949	80.013	88.049	99.127	93.435		
6	T	12.5221	17.1348	17.6978	12.0559	9.1424	86.8883		
	S	109.987	92.674	80.557	88.338	100.083	93.555		
7	T	12.2426	17.2648	17.4819	11.9849	9.1769	86.4643		
	S	112.498	91.976	81.552	88.862	99.707	94.013		
8	T	12.0915	17.2020	17.2796	11.9146	9.0430	85.6462		
	S	113.904	92.312	82.507	89.386	101.183	94.911		
9	T	12.0367	17.1116	17.3141	11.9046	9.0139	85.4499		
	S	114.423	92.800	82.342	89.461	101.510	95.129		
10	T	12.0345	16.9046	17.1638	11.7884	8.9591	84.8151		
	S	114.444	93.936	83.063	90.343	102.131	95.841		
11	T	11.9864	16.9962	17.3758	11.8756	8.9545	85.1417		
	S	114.903	93.430	82.050	89.680	102.183	95.474		
12	T	12.0873	17.0072	17.2959	11.9301	8.9561	85.2067		82.8404
	S	113.944	93.370	82.429	89.270	102.165	95.401		92.741
13	T					9.6297			
	S					95.019			

Event: Cooper Tires USF2000 GP of Mid-Ohio
Track: Mid-Ohio Sports Car Course
Report: Section Data Report
Session: Qualifications - Race 2

Round 12 / 13
2.258 mile(s)
USF2000
July 29, 2017



Section Data for Car 3 - Askew, Oliver (R)

Lap	T/SF to I1	I1 to I2A	I2A to I2	I2 to I3A	I3A to I3	I3 to I4	I4 to I5A	I5A to I5B	I5B to I5	I5 to I6A	I6A to I6	I6 to I7A	I7A to I7	I7 to I8	I8 to SF	
1	T	4.7156	7.8817	5.2912	9.8590	9.2754	3.1456	7.9640	5.5928	4.8389	5.5345	6.8640	3.6955	6.2858	6.0826	4.9978
	S	109.308	101.645	108.886	62.864	104.382	121.815	87.924	68.635	70.593	92.149	80.857	102.951	85.040	67.928	89.357
2	T	4.6522	7.7727	4.8556	8.7903	8.5191	2.8894	7.4274	5.4726	4.6340	5.4219	6.6712	3.5706	5.7882	5.8505	4.9038
	S	110.798	103.071	118.654	70.506	113.648	132.616	94.276	70.143	73.714	94.063	83.193	106.552	92.351	70.623	91.070
3	T	4.6107	7.5598	4.7750	8.7186	8.4718	2.8775	7.3380	5.4312	4.6347	5.3234	6.5283	3.5293	5.6081	5.7147	4.8676
	S	111.795	105.973	120.657	71.086	114.283	133.165	95.425	70.677	73.703	95.803	85.014	107.799	95.317	72.302	91.748
4	T	4.5946	7.4800	4.7623	8.5691	8.4661	2.8704	7.2843	5.3591	4.5995	5.2925	6.4839	3.4959	5.5592	5.6936	4.8203
	S	112.187	107.104	120.979	72.326	114.360	133.494	96.128	71.628	74.267	96.363	85.597	108.829	96.155	72.570	92.648
5	T	4.5679	7.3496	4.7087	8.4304	8.4054	2.8627	7.2085	5.3735	4.6240	5.3298	6.4278	3.4878	5.4849	5.5462	4.8093
	S	112.843	109.004	122.356	73.516	115.186	133.853	97.139	71.436	73.873	95.688	86.344	109.082	97.458	74.498	92.860
6	T	4.5594	7.2767	4.7103	8.4925	8.4238	2.8710	7.1945	5.2696	4.5572	5.2512	6.4266	3.4704	5.4413	5.5824	4.8043
	S	113.053	110.096	122.314	72.979	114.934	133.466	97.328	72.845	74.956	97.121	86.360	109.628	98.239	74.015	92.956
7	T	4.5488	7.3233	4.7002	8.4095	8.3970	2.8681	7.0895	5.3079	4.5696	5.2694	6.3615	3.4872	5.4531	5.4664	4.7866
	S	113.317	109.396	122.577	73.699	115.301	133.601	98.770	72.319	74.753	96.785	87.244	109.100	98.026	75.586	93.300
8	T	4.5455	7.2515	4.6698	8.3423	8.3794	2.8599	7.0543	5.2334	4.4995	5.2363	6.3657	3.4605	5.3975	5.4784	4.8098
	S	113.399	110.479	123.375	74.293	115.543	133.984	99.262	73.349	75.918	97.397	87.186	109.942	99.036	75.420	92.850
9	T	4.5554	7.2199	4.6576	8.3722	8.4011	2.8499	7.1636	5.2061	4.5680	5.2375	6.3694	3.4532	5.4122	5.3992	4.8331
	S	113.152	110.962	123.698	74.027	115.245	134.454	97.748	73.733	74.779	97.375	87.135	110.174	98.767	76.526	92.403
10	T	4.6384	7.4213	4.8332	9.4737	8.5977	2.8830	7.4122	5.3336	4.5928	5.2520	6.3187	3.6432	7.3018	6.6365	4.9818
	S	111.128	107.951	119.204	65.420	112.609	132.911	94.470	71.971	74.375	97.106	87.835	104.429	73.207	62.259	89.644
11	T	4.5316	7.2359	4.6656	8.3906	8.4026	2.8639	6.9803	5.1838	4.4886	5.2054	6.3249	3.4525	5.3561	5.5249	4.7349
	S	113.747	110.717	123.486	73.865	115.224	133.797	100.315	74.051	76.102	97.975	87.748	110.197	99.801	74.785	94.319
12	T	4.7246	8.9545	6.2860	9.0234	8.4327	2.8615	7.0089	5.2283	4.5667	5.2658	6.3869	3.4410	5.4822	5.6692	4.8725
	S	109.100	89.467	91.654	68.685	114.813	133.909	99.905	73.420	74.800	96.851	86.897	110.565	97.506	72.882	91.655
13	T	4.5159	7.2055	4.6212	8.3684	8.3072	2.8203	6.9512	5.1795	4.5020	5.4540	6.5904	3.4542	5.2882	5.4017	4.7678
	S	114.142	111.184	124.672	74.061	116.547	135.866	100.735	74.112	75.875	93.509	84.213	110.143	101.083	76.491	93.668
14	T												3.5838	6.6566		
	S												106.160	80.303		

Event: Cooper Tires USF2000 GP of Mid-Ohio
Track: Mid-Ohio Sports Car Course
Report: Section Data Report
Session: Qualifications - Race 2

Round 12 / 13
2.258 mile(s)
USF2000
July 29, 2017



Section Data for Car 3 - Askew, Oliver (R)

Lap	T/S	I1 to I2	I2 to I3	I4 to I5	I5 to I6	I6 to I7	Lap	PO to SF	SF to PI
1	T	13.1729	19.1344	18.3957	12.3985	9.9813	92.0244	101.4794	
	S	104.553	82.990	77.501	85.897	91.671	88.333	75.029	
2	T	12.6283	17.3094	17.5340	12.0931	9.3588	87.2195		
	S	109.062	91.739	81.310	88.067	97.769	93.199		
3	T	12.3348	17.1904	17.4039	11.8517	9.1374	85.9887		
	S	111.657	92.374	81.917	89.861	100.138	94.533		
4	T	12.2423	17.0352	17.2429	11.7764	9.0551	85.3308		
	S	112.501	93.216	82.682	90.435	101.048	95.262		
5	T	12.0583	16.8358	17.2060	11.7576	8.9727	84.6165		
	S	114.218	94.320	82.860	90.580	101.976	96.066		
6	T	11.9870	16.9163	17.0213	11.6778	8.9117	84.3312		
	S	114.897	93.871	83.759	91.199	102.674	96.391		
7	T	12.0235	16.8065	16.9670	11.6309	8.9403	84.0381		
	S	114.548	94.485	84.027	91.566	102.346	96.728		
8	T	11.9213	16.7217	16.7872	11.6020	8.8580	83.5838		
	S	115.530	94.964	84.927	91.795	103.296	97.253		
9	T	11.8775	16.7733	16.9377	11.6069	8.8654	83.6984		
	S	115.956	94.672	84.172	91.756	103.210	97.120		
10	T	12.2545	18.0714	17.3386	11.5707	10.9450	89.3199		
	S	112.389	87.871	82.226	92.043	83.600	91.008		
11	T	11.9015	16.7932	16.6527	11.5303	8.8086	83.3416		
	S	115.723	94.559	85.613	92.365	103.876	97.536		
12	T	15.2405	17.4561	16.8039	11.6527	8.9232	88.2042		
	S	90.369	90.968	84.842	91.395	102.542	92.159		
13	T	11.8267	16.6756	16.6327	12.0444	8.7424	83.4275		82.0438
	S	116.455	95.226	85.716	88.423	104.662	97.435		93.642
14	T					10.2404			
	S					89.352			

Event: Cooper Tires USF2000 GP of Mid-Ohio
Track: Mid-Ohio Sports Car Course
Report: Section Data Report
Session: Qualifications - Race 2

Round 12 / 13
2.258 mile(s)
USF2000
July 29, 2017



Section Data for Car 36 - Keane, Darren (R)

Lap	T/SF to I1	I1 to I2A	I2A to I2	I2 to I3A	I3A to I3	I3 to I4	I4 to I5A	I5A to I5B	I5B to I5	I5 to I6A	I6A to I6	I6 to I7A	I7A to I7	I7 to I8	I8 to SF	
1	T	8.0799	13.7794	9.8720	10.0924	8.7934	2.9534	7.9999	5.8700	5.1385	5.7956	7.0611	5.8378	8.3392	7.3148	7.2882
	S	63.795	58.140	58.361	61.410	110.103	129.743	87.530	65.394	66.477	87.998	78.600	65.171	64.100	56.486	61.276
2	T	4.7242	8.2386	5.2268	9.0010	8.5763	2.9041	7.5889	5.7328	4.9120	5.4648	6.7468	3.6050	5.9228	6.1352	4.9565
	S	109.109	97.242	110.227	68.856	112.890	131.945	92.270	66.959	69.542	93.325	82.261	105.535	90.252	67.346	90.102
3	T	4.6669	7.6542	4.7345	8.8242	8.4765	2.8813	7.6917	5.6016	4.9830	5.3722	6.9085	3.5392	5.7621	5.9683	4.9661
	S	110.449	104.666	121.689	70.236	114.220	132.989	91.037	68.527	68.551	94.933	80.336	107.497	92.769	69.229	89.928
4	T	4.6239	7.5363	4.7162	8.7405	8.4866	2.8799	7.5726	5.5273	4.8672	5.3850	6.7478	3.5657	5.5898	5.9139	4.8542
	S	111.476	106.304	122.161	70.908	114.084	133.054	92.469	69.449	70.182	94.708	82.249	106.698	95.629	69.866	92.001
5	T	4.6859	7.7067	4.8065	9.0274	8.5044	2.8860	7.4493	5.5287	4.8949	5.3496	6.5804	3.5377	5.7053	5.9872	4.9414
	S	110.001	103.953	119.866	68.655	113.845	132.773	93.999	69.431	69.785	95.334	84.341	107.543	93.693	69.011	90.377
6	T	4.5976	7.7227	4.7726	8.8145	8.4127	2.8389	7.4646	5.4968	4.8497	5.3493	6.6499	3.4842	5.6360	5.7558	4.8883
	S	112.114	103.738	120.718	70.313	115.086	134.975	93.806	69.834	70.435	95.340	83.460	109.194	94.845	71.785	91.359
7	T	4.6375	7.3774	4.6769	8.7217	8.8951	2.9371	7.6436	5.4773	4.8080	5.3499	6.6137	3.5244	5.5431	5.7530	4.9464
	S	111.149	108.593	123.188	71.061	108.844	130.463	91.610	70.083	71.046	95.329	83.917	107.949	96.434	71.820	90.286
8	T	4.6306	7.3318	4.6896	8.5864	8.4823	2.8944	7.3281	5.4127	4.7944	5.3217	6.6005	3.5074	5.4798	5.7658	4.8834
	S	111.315	109.269	122.854	72.181	114.141	132.387	95.554	70.919	71.248	95.834	84.085	108.472	97.548	71.661	91.451
9	T	4.5832	7.3079	4.6597	8.5771	8.4613	2.8856	7.3004	5.3787	4.7854	5.3160	6.5073	3.5213	5.4792	5.6919	4.8424
	S	112.466	109.626	123.642	72.259	114.425	132.791	95.916	71.367	71.382	95.937	85.289	108.044	97.559	72.591	92.225
10	T	4.6032	7.2950	4.6710	8.7782	8.6341	2.8997	7.6337	5.4268	4.8138	5.2582	6.5376	3.5061	5.3954	5.6633	4.8380
	S	111.977	109.820	123.343	70.604	112.135	132.145	91.728	70.735	70.961	96.991	84.894	108.512	99.074	72.958	92.309
11	T	4.5959	7.2691	4.6899	8.6382	8.4583	2.8841	7.4818	5.3022	4.7531	5.2598	6.4613	3.5085	5.4693	5.6828	4.7874
	S	112.155	110.211	122.846	71.748	114.465	132.860	93.591	72.397	71.867	96.962	85.896	108.438	97.736	72.707	93.285
12	T	4.5787	7.2502	4.6930	8.6996	8.4562	2.8830	7.2500	5.2695	4.6925	5.2470	6.4458	3.5017	5.3897	5.6137	4.8268
	S	112.577	110.499	122.765	71.242	114.494	132.911	96.583	72.846	72.795	97.198	86.103	108.649	99.179	73.602	92.523
13	T	4.5486	7.1710	4.6345	8.4816	8.5630	2.8898	7.3273	5.3599	4.6828	5.2623	6.4179	3.4886	5.3020	5.5388	4.7732
	S	113.322	111.719	124.315	73.073	113.066	132.598	95.564	71.618	72.946	96.916	86.477	109.057	100.820	74.598	93.562
14	T												3.5445	6.4079		
	S												107.337	83.420		

Event: Cooper Tires USF2000 GP of Mid-Ohio

Round 12 / 13

Track: Mid-Ohio Sports Car Course

2.258 mile(s)



Report: Section Data Report

USF2000

Session: Qualifications - Race 2

July 29, 2017

Section Data for Car 36 - Keane, Darren (R)

Lap	T/S	I1 to I2	I2 to I3	I4 to I5	I5 to I6	I6 to I7	Lap	PO to SF	SF to PI
1	T	23.6514	18.8858	19.0084	12.8567	14.1770	114.2156	109.2506	
	S	58.232	84.082	75.003	82.836	64.541	71.171	69.692	
2	T	13.4654	17.5773	18.2337	12.2116	9.5278	89.7358		
	S	102.282	90.341	78.189	87.212	96.035	90.586		
3	T	12.3887	17.3007	18.2763	12.2807	9.3013	88.0303		
	S	111.172	91.786	78.007	86.721	98.373	92.341		
4	T	12.2525	17.2271	17.9671	12.1328	9.1555	87.0069		
	S	112.407	92.178	79.350	87.779	99.940	93.427		
5	T	12.5132	17.5318	17.8729	11.9300	9.2430	87.5914		
	S	110.066	90.576	79.768	89.271	98.994	92.804		
6	T	12.4953	17.2272	17.8111	11.9992	9.1202	86.7336		
	S	110.223	92.177	80.045	88.756	100.327	93.721		
7	T	12.0543	17.6168	17.9289	11.9636	9.0675	86.9051		
	S	114.256	90.139	79.519	89.020	100.910	93.537		
8	T	12.0214	17.0687	17.5352	11.9222	8.9872	85.7089		
	S	114.568	93.033	81.304	89.329	101.811	94.842		
9	T	11.9676	17.0384	17.4645	11.8233	9.0005	85.2974		
	S	115.083	93.199	81.633	90.076	101.661	95.300		
10	T	11.9660	17.4123	17.8743	11.7958	8.9015	85.9541		
	S	115.099	91.197	79.762	90.286	102.792	94.571		
11	T	11.9590	17.0965	17.5371	11.7211	8.9778	85.2417		
	S	115.166	92.882	81.295	90.862	101.918	95.362		
12	T	11.9432	17.1558	17.2120	11.6928	8.8914	84.7974		
	S	115.319	92.561	82.831	91.082	102.908	95.861		
13	T	11.8055	17.0446	17.3700	11.6802	8.7906	84.4413		83.3810
	S	116.664	93.165	82.077	91.180	104.088	96.266		92.140
14	T					9.9524			
	S					91.938			

Event: Cooper Tires USF2000 GP of Mid-Ohio
Track: Mid-Ohio Sports Car Course
Report: Section Data Report
Session: Qualifications - Race 2

Round 12 / 13
2.258 mile(s)
USF2000
July 29, 2017



Section Data for Car 37 - Abel, Jacob (R)

Lap	T/SF to I1	I1 to I2A	I2A to I2	I2 to I3A	I3A to I3	I3 to I4	I4 to I5A	I5A to I5B	I5B to I5	I5 to I6A	I6A to I6	I6 to I7A	I7A to I7	I7 to I8	I8 to SF	
1	T	4.8256	7.9770	4.9903	9.2615	10.3916	4.0325	9.1432	5.6542	5.2039	5.5139	6.9551	3.6948	6.1117	6.4827	5.0332
	S	106.817	100.431	115.451	66.919	93.170	95.023	76.584	67.890	65.641	92.494	79.798	102.970	87.463	63.736	88.729
2	T	4.7190	7.7105	4.8885	9.1306	8.5729	2.9107	7.7121	5.5685	4.9837	5.4708	6.7866	3.5547	5.7690	6.1491	4.9298
	S	109.230	103.902	117.855	67.879	112.935	131.646	90.796	68.935	68.542	93.222	81.779	107.029	92.658	67.194	90.590
3	T	4.6889	7.6287	4.7998	9.0015	8.5943	2.9189	7.5109	5.6059	4.8936	5.4771	6.7084	3.5571	5.6923	6.1835	4.9225
	S	109.931	105.016	120.033	68.852	112.654	131.276	93.228	68.475	69.804	93.115	82.732	106.956	93.907	66.820	90.724
4	T	4.6762	7.4558	4.7646	9.0094	8.5451	2.8980	7.3836	5.6332	4.7566	5.4031	6.6561	3.5227	5.5581	6.0118	4.9227
	S	110.229	107.451	120.920	68.792	113.303	132.223	94.835	68.143	71.814	94.390	83.382	108.001	96.174	68.728	90.721
5	T	4.6486	7.4857	4.7561	8.8170	8.4883	2.8988	7.2552	5.5513	4.7539	5.3838	6.8119	3.5323	5.6646	5.9168	4.8165
	S	110.884	107.022	121.136	70.293	114.061	132.186	96.514	69.148	71.855	94.729	81.475	107.707	94.366	69.832	92.721
6	T	4.6506	7.4605	4.7303	8.9433	8.5298	2.9061	7.3403	5.5289	4.8658	5.3575	6.6563	3.5523	5.6975	5.9707	4.8579
	S	110.836	107.384	121.797	69.300	113.506	131.854	95.395	69.429	70.202	95.194	83.380	107.101	93.821	69.202	91.931
7	T	4.6468	7.4650	4.7537	8.8614	8.5018	2.9107	7.3022	5.4607	4.7854	5.3843	6.5542	3.4959	5.5848	5.9513	4.8761
	S	110.927	107.319	121.197	69.941	113.880	131.646	95.893	70.296	71.382	94.720	84.679	108.829	95.714	69.427	91.588
8	T	4.6319	7.4079	4.7180	8.8275	8.4778	2.8977	7.2746	5.5344	4.7362	5.3259	6.5382	3.4802	5.6157	5.9908	4.8579
	S	111.284	108.146	122.115	70.209	114.202	132.237	96.256	69.360	72.123	95.758	84.886	109.320	95.188	68.969	91.931
9	T	4.6299	7.4001	4.7388	8.8051	8.4984	2.8966	7.5810	5.5189	4.7768	5.3143	6.5157	3.4782	5.5327	5.8306	4.7901
	S	111.332	108.260	121.579	70.388	113.925	132.287	92.366	69.554	71.510	95.967	85.179	109.383	96.616	70.864	93.232
10	T	4.6144	7.3669	4.7138	8.6689	8.4305	2.8843	7.2306	5.4674	4.7379	5.3312	6.5322	3.4639	5.5688	5.8376	4.7848
	S	111.706	108.748	122.223	71.494	114.843	132.851	96.842	70.210	72.098	95.663	84.964	109.834	95.989	70.779	93.335
11	T	4.5965	7.3206	4.7269	8.8549	8.3556	2.8388	8.0634	6.0097	5.1646	5.5771	6.5996	3.4715	5.5689	5.7958	4.8155
	S	112.141	109.436	121.885	69.992	115.872	134.980	86.840	63.874	66.141	91.445	84.096	109.594	95.988	71.290	92.740
12	T	4.5992	7.2972	4.6808	8.6352	8.4409	2.8786	7.5536	5.3344	4.7338	5.3720	6.5359	3.4865	5.5399	5.7630	4.7586
	S	112.075	109.787	123.085	71.773	114.701	133.114	92.701	71.960	72.160	94.937	84.916	109.122	96.490	71.696	93.849
13	T	4.5804	7.4269	4.7207	8.7579	8.4922	2.8985	7.1683	5.3670	4.7099	5.2688	6.4376	3.4642	5.5307	5.7411	4.7663
	S	112.535	107.870	122.045	70.767	114.008	132.200	97.684	71.523	72.526	96.796	86.212	109.825	96.651	71.969	93.698
14	T												3.4629	5.9247		
	S												109.866	90.223		

Event: Cooper Tires USF2000 GP of Mid-Ohio

Round 12 / 13

Track: Mid-Ohio Sports Car Course

2.258 mile(s)



Report: Section Data Report

USF2000

Session: Qualifications - Race 2

July 29, 2017

Section Data for Car 37 - Abel, Jacob (R)

Lap	T/S	I1 to I2	I2 to I3	I4 to I5	I5 to I6	I6 to I7	Lap	PO to SF	SF to PI
1	T	12.9673	19.6531	20.0013	12.4690	9.8065	95.2712	97.7706	
	S	106.211	80.799	71.279	85.412	93.305	85.323	77.875	
2	T	12.5990	17.7035	18.2643	12.2574	9.3237	88.8565		
	S	109.316	89.697	78.058	86.886	98.137	91.482		
3	T	12.4285	17.5958	18.0104	12.1855	9.2494	88.1834		
	S	110.816	90.246	79.159	87.399	98.925	92.181		
4	T	12.2204	17.5545	17.7734	12.0592	9.0808	87.1970		
	S	112.703	90.459	80.214	88.314	100.762	93.223		
5	T	12.2418	17.3053	17.5604	12.1957	9.1969	86.7808		
	S	112.506	91.761	81.187	87.326	99.490	93.670		
6	T	12.1908	17.4731	17.7350	12.0138	9.2498	87.0478		
	S	112.976	90.880	80.388	88.648	98.921	93.383		
7	T	12.2187	17.3632	17.5483	11.9385	9.0807	86.5343		
	S	112.718	91.455	81.243	89.207	100.763	93.937		
8	T	12.1259	17.3053	17.5452	11.8641	9.0959	86.3147		
	S	113.581	91.761	81.258	89.767	100.595	94.176		
9	T	12.1389	17.3035	17.8767	11.8300	9.0109	86.3072		
	S	113.459	91.771	79.751	90.025	101.544	94.184		
10	T	12.0807	17.0994	17.4359	11.8634	9.0327	85.6332		
	S	114.006	92.866	81.767	89.772	101.299	94.926		
11	T	12.0475	17.2105	19.2377	12.1767	9.0404	87.7594		
	S	114.320	92.267	74.109	87.462	101.212	92.626		
12	T	11.9780	17.0761	17.6218	11.9079	9.0264	85.6096		
	S	114.984	92.993	80.904	89.436	101.369	94.952		
13	T	12.1476	17.2501	17.2452	11.7064	8.9949	85.3305		83.4389
	S	113.378	92.055	82.671	90.976	101.724	95.263		92.076
14	T					9.3876			
	S					97.469			

Event: Cooper Tires USF2000 GP of Mid-Ohio
Track: Mid-Ohio Sports Car Course
Report: Section Data Report
Session: Qualifications - Race 2

Round 12 / 13
2.258 mile(s)
USF2000
July 29, 2017



Section Data for Car 7 - Wojcik, Devin (R)

Lap	T/SF to I1	I1 to I2A	I2A to I2	I2 to I3A	I3A to I3	I3 to I4	I4 to I5A	I5A to I5B	I5B to I5	I5 to I6A	I6A to I6	I6 to I7A	I7A to I7	I7 to I8	I8 to SF	
1	T	4.8553	8.3185	5.0251	9.4383	8.7585	2.9534	7.8923	5.7451	4.9347	5.7077	6.9715	3.7233	6.3451	6.3067	5.2078
	S	106.163	96.308	114.652	65.666	110.542	129.743	88.723	66.816	69.222	89.353	79.610	102.182	84.245	65.515	85.754
2	T	4.7416	8.1074	4.9854	9.1996	8.6182	2.9386	7.5768	5.6294	4.7963	5.5022	6.7074	3.6327	6.0404	6.0804	5.0218
	S	108.709	98.815	115.565	67.370	112.342	130.396	92.417	68.189	71.220	92.690	82.744	104.731	88.495	67.953	88.930
3	T	4.6934	7.8647	4.9028	8.9657	8.6184	2.9207	7.6346	5.6007	4.7229	5.4998	6.7753	3.5708	5.8579	5.8315	4.9253
	S	109.825	101.865	117.512	69.127	112.339	131.195	91.718	68.539	72.327	92.731	81.915	106.546	91.252	70.853	90.673
4	T	4.7037	7.6001	4.8505	8.9496	8.5980	2.9149	7.5427	5.5578	4.7472	5.4502	6.6791	3.5989	5.6410	5.6954	5.0120
	S	109.585	105.411	118.779	69.251	112.605	131.456	92.835	69.068	71.956	93.575	83.095	105.714	94.761	72.547	89.104
5	T	4.7003	7.5241	4.8019	8.7711	8.5625	2.9070	7.4267	5.5431	4.6691	5.4200	6.6130	3.5615	5.6640	5.6894	4.9466
	S	109.664	106.476	119.981	70.661	113.072	131.813	94.285	69.251	73.160	94.096	83.926	106.824	94.376	72.623	90.282
6	T	4.6654	7.4268	4.7930	8.8426	8.5461	2.9145	7.3957	5.4582	4.7144	5.5062	6.6251	3.5616	5.6540	5.6475	4.8841
	S	110.485	107.871	120.204	70.089	113.289	131.474	94.680	70.328	72.457	92.623	83.772	106.821	94.543	73.162	91.438
7	T	4.6794	7.5002	4.7514	8.7120	8.5431	2.9244	7.3816	5.4393	4.6092	5.4289	6.4532	3.5582	5.5586	5.5710	4.9128
	S	110.154	106.815	121.256	71.140	113.329	131.029	94.861	70.572	74.111	93.942	86.004	106.923	96.165	74.167	90.904
8	T	4.6376	7.2970	4.7579	8.6770	8.5195	2.9018	7.2957	5.4719	4.5922	5.3495	6.4823	3.5400	5.5250	5.5572	4.8404
	S	111.147	109.790	121.090	71.427	113.643	132.050	95.978	70.152	74.385	95.336	85.618	107.473	96.750	74.351	92.263
9	T	4.6648	7.4766	4.7707	8.6379	8.5396	2.9119	7.2662	5.3204	4.5136	5.3349	6.4595	3.5383	5.4255	5.4085	4.8973
	S	110.499	107.152	120.766	71.750	113.376	131.592	96.368	72.149	75.680	95.597	85.920	107.525	98.525	76.395	91.191
10	T	4.6277	7.2913	4.7530	8.6407	8.5657	2.9057	7.2602	5.3507	4.4714	5.3169	6.4016	3.5295	5.4701	5.4761	4.8603
	S	111.385	109.876	121.215	71.727	113.030	131.872	96.447	71.741	76.395	95.921	86.697	107.793	97.721	75.452	91.885
11	T	4.6276	7.2730	4.7198	8.5084	8.5011	2.9006	7.2121	5.4624	4.4910	5.3216	6.4987	3.5207	5.3819	5.4123	4.8742
	S	111.387	110.152	122.068	72.842	113.889	132.104	97.091	70.274	76.061	95.836	85.402	108.062	99.323	76.341	91.623
12	T	4.6367	7.3805	4.7296	8.6013	8.4828	2.8963	7.2074	5.2504	4.5448	5.2949	6.4595	3.5482	5.4406	5.3744	4.9139
	S	111.168	108.548	121.815	72.056	114.135	132.300	97.154	73.111	75.161	96.319	85.920	107.225	98.251	76.880	90.883
13	T	4.6026	7.3463	4.7651	8.4952	8.4910	2.8909	7.2050	5.2862	4.5009	5.3266	6.4313	3.5449	5.3552	5.6207	4.7722
	S	111.992	109.053	120.908	72.956	114.024	132.548	97.186	72.616	75.894	95.746	86.297	107.324	99.818	73.511	93.582
14	T												3.5987	6.4153		
	S												105.720	83.324		

Event: Cooper Tires USF2000 GP of Mid-Ohio
Track: Mid-Ohio Sports Car Course
Report: Section Data Report
Session: Qualifications - Race 2

Round 12 / 13
2.258 mile(s)
USF2000
July 29, 2017



Section Data for Car 7 - Wojcik, Devin (R)

Lap	T/S	I1 to I2	I2 to I3	I4 to I5	I5 to I6	I6 to I7	Lap	PO to SF	SF to PI
1	T	13.3436	18.1968	18.5721	12.6792	10.0684	92.1833	96.3891	
	S	103.216	87.266	76.765	83.996	90.878	88.181	78.991	
2	T	13.0928	17.8178	18.0025	12.2096	9.6731	89.5782		
	S	105.193	89.122	79.194	87.226	94.592	90.745		
3	T	12.7675	17.5841	17.9582	12.2751	9.4287	88.3845		
	S	107.873	90.306	79.389	86.761	97.044	91.971		
4	T	12.4506	17.5476	17.8477	12.1293	9.2399	87.5411		
	S	110.619	90.494	79.880	87.804	99.027	92.857		
5	T	12.3260	17.3336	17.6389	12.0330	9.2255	86.8003		
	S	111.737	91.611	80.826	88.507	99.182	93.649		
6	T	12.2198	17.3887	17.5683	12.1313	9.2156	86.6352		
	S	112.708	91.321	81.151	87.789	99.288	93.828		
7	T	12.2516	17.2551	17.4301	11.8821	9.1168	86.0233		
	S	112.416	92.028	81.794	89.631	100.364	94.495		
8	T	12.0549	17.1965	17.3598	11.8318	9.0650	85.4450		
	S	114.250	92.342	82.125	90.012	100.938	95.135		
9	T	12.2473	17.1775	17.1002	11.7944	8.9638	85.1657		
	S	112.455	92.444	83.372	90.297	102.077	95.447		
10	T	12.0443	17.2064	17.0823	11.7185	8.9996	84.9209		
	S	114.351	92.289	83.460	90.882	101.671	95.722		
11	T	11.9928	17.0095	17.1655	11.8203	8.9026	84.7054		
	S	114.842	93.357	83.055	90.099	102.779	95.966		
12	T	12.1101	17.0841	17.0026	11.7544	8.9888	84.7613		
	S	113.729	92.949	83.851	90.604	101.793	95.902		
13	T	12.1114	16.9862	16.9921	11.7579	8.9001	84.6341		82.5867
	S	113.717	93.485	83.903	90.577	102.808	96.046		93.026
14	T					10.0140			
	S					91.372			

Event: Cooper Tires USF2000 GP of Mid-Ohio
Track: Mid-Ohio Sports Car Course
Report: Section Data Report
Session: Qualifications - Race 2

Round 12 / 13
2.258 mile(s)
USF2000
July 29, 2017



Section Data for Car 79 - Malukas, David (R)

Lap	T/SF to I1	I1 to I2A	I2A to I2	I2 to I3A	I3A to I3	I3 to I4	I4 to I5A	I5A to I5B	I5B to I5	I5 to I6A	I6A to I6	I6 to I7A	I7A to I7	I7 to I8	I8 to SF	
1	T	4.8419	7.8933	4.9169	9.1822	8.6237	2.9042	7.7536	5.7401	5.0550	5.4680	7.5060	3.7085	6.1667	6.2684	5.1827
	S	106.457	101.496	117.175	67.497	112.270	131.941	90.310	66.874	67.575	93.270	73.941	102.590	86.683	65.915	86.170
2	T	4.6634	7.7367	4.8506	9.0294	8.5184	2.8742	7.6297	5.6377	5.0551	5.3789	6.8952	4.3632	5.9384	6.1695	4.9054
	S	110.532	103.550	118.776	68.639	113.658	133.318	91.777	68.089	67.574	94.815	80.491	87.196	90.015	66.972	91.041
3	T	4.6342	7.5856	4.7772	8.9897	8.5299	2.8791	7.4836	5.4866	4.9578	5.3735	6.7403	3.5504	5.7214	6.0271	4.9060
	S	111.228	105.613	120.601	68.943	113.504	133.091	93.568	69.964	68.900	94.910	82.341	107.158	93.429	68.554	91.030
4	T	4.6167	7.5763	4.7706	8.7730	8.4891	2.8878	7.3974	5.4960	4.9024	5.3513	6.6465	3.5060	5.7104	5.8130	4.8691
	S	111.650	105.742	120.768	70.645	114.050	132.690	94.659	69.844	69.678	95.304	83.503	108.515	93.609	71.079	91.719
5	T	4.6161	7.7936	4.8231	8.9129	8.5121	2.8909	7.4124	5.3893	4.7965	5.3046	6.6515	3.4798	5.6661	5.8345	4.8596
	S	111.665	102.794	119.454	69.537	113.742	132.548	94.467	71.227	71.217	96.143	83.440	109.332	94.341	70.817	91.899
6	T	4.5833	7.5949	4.7852	8.7310	8.4546	2.8842	7.4165	5.4202	4.7311	5.2966	6.5562	3.4968	5.5972	5.7714	4.8516
	S	112.464	105.483	120.400	70.985	114.515	132.855	94.415	70.821	72.201	96.288	84.653	108.801	95.502	71.591	92.050
7	T	4.5805	7.4156	4.7401	8.6676	8.4584	2.8762	7.3328	5.2894	4.7420	5.2495	6.5771	3.4831	5.5662	5.6782	4.8284
	S	112.532	108.034	121.545	71.505	114.464	133.225	95.492	72.572	72.035	97.152	84.384	109.229	96.034	72.766	92.493
8	T	4.5674	7.4578	4.7198	8.6372	8.4498	2.8756	7.3628	5.3969	4.6977	5.2589	6.5277	3.4740	5.5763	5.7567	4.7940
	S	112.855	107.423	122.068	71.756	114.580	133.253	95.103	71.127	72.715	96.978	85.022	109.515	95.860	71.774	93.156
9	T	4.5489	7.3367	4.6780	8.5109	8.4184	2.8741	7.2820	5.2555	4.7310	5.2605	6.5426	3.4682	5.5410	5.7205	4.7998
	S	113.314	109.196	123.159	72.821	115.008	133.322	96.159	73.040	72.203	96.949	84.829	109.698	96.471	72.228	93.044
10	T	4.5625	7.3113	4.6772	8.4710	8.4202	2.8730	7.1969	5.2640	4.6535	5.2296	6.4533	3.4645	5.4583	5.5815	4.8096
	S	112.976	109.575	123.180	73.164	114.983	133.373	97.296	72.922	73.405	97.522	86.003	109.815	97.933	74.027	92.854
11	T	4.5195	7.2313	4.6526	8.4653	8.4669	2.8733	7.2336	5.2840	4.6539	5.2126	6.3992	3.4584	5.3900	5.5349	4.7562
	S	114.051	110.787	123.831	73.213	114.349	133.359	96.802	72.646	73.399	97.840	86.730	110.009	99.174	74.650	93.897
12	T												3.4418	5.9514		
	S												110.539	89.818		

Event: Cooper Tires USF2000 GP of Mid-Ohio

Round 12 / 13

Track: Mid-Ohio Sports Car Course

2.258 mile(s)



Report: Section Data Report

USF2000

Session: Qualifications - Race 2

July 29, 2017

Section Data for Car 79 - Malukas, David (R)

Lap	T/S	I1 to I2	I2 to I3	I4 to I5	I5 to I6	I6 to I7	Lap	PO to SF	SF to PI
1	T	12.8102	17.8059	18.5487	12.9740	9.8752	91.2112	96.2643	
	S	107.514	89.181	76.862	82.087	92.656	89.121	79.093	
2	T	12.5873	17.5478	18.3225	12.2741	10.3016	89.6458		
	S	109.418	90.493	77.810	86.768	88.821	90.677		
3	T	12.3628	17.5196	17.9280	12.1138	9.2718	87.6424		
	S	111.405	90.639	79.523	87.916	98.686	92.750		
4	T	12.3469	17.2621	17.7958	11.9978	9.2164	86.8056		
	S	111.548	91.991	80.113	88.766	99.280	93.644		
5	T	12.6167	17.4250	17.5982	11.9561	9.1459	86.9430		
	S	109.163	91.131	81.013	89.076	100.045	93.496		
6	T	12.3801	17.1856	17.5678	11.8528	9.0940	86.1708		
	S	111.249	92.400	81.153	89.852	100.616	94.334		
7	T	12.1557	17.1260	17.3642	11.8266	9.0493	85.4851		
	S	113.303	92.722	82.105	90.051	101.113	95.090		
8	T	12.1776	17.0870	17.4574	11.7866	9.0503	85.5526		
	S	113.099	92.933	81.666	90.357	101.102	95.015		
9	T	12.0147	16.9293	17.2685	11.8031	9.0092	84.9681		
	S	114.632	93.799	82.560	90.231	101.563	95.669		
10	T	11.9885	16.8912	17.1144	11.6829	8.9228	84.4264		
	S	114.883	94.011	83.303	91.159	102.546	96.283		
11	T	11.8839	16.9322	17.1715	11.6118	8.8484	84.1317		82.4666
	S	115.894	93.783	83.026	91.717	103.409	96.620		93.162
12	T					9.3932			
	S					97.411			

Event: Cooper Tires USF2000 GP of Mid-Ohio
Track: Mid-Ohio Sports Car Course
Report: Section Data Report
Session: Qualifications - Race 2

Round 12 / 13
2.258 mile(s)
USF2000
July 29, 2017



Section Data for Car 80 - Megennis, Robert

Lap	T/SF to I1	I1 to I2A	I2A to I2	I2 to I3A	I3A to I3	I3 to I4	I4 to I5A	I5A to I5B	I5B to I5	I5 to I6A	I6A to I6	I6 to I7A	I7A to I7	I7 to I8	I8 to SF	
1	T	4.8099	8.1169	5.0572	9.1860	8.6977	2.9501	7.6450	5.6866	4.8536	5.5576	6.8235	3.7788	6.3030	6.3424	5.1067
	S	107.165	98.700	113.924	67.469	111.315	129.888	91.593	67.503	70.379	91.766	81.337	100.681	84.808	65.146	87.452
2	T	4.7308	7.6613	4.8637	9.0622	8.6639	2.9466	7.5774	5.6420	4.7234	5.4916	6.7521	3.5945	5.8244	5.9687	5.0027
	S	108.957	104.569	118.456	68.391	111.749	130.042	92.410	68.037	72.319	92.869	82.197	105.844	91.777	69.225	89.270
3	T	4.6866	7.6284	4.7957	8.8500	8.6113	2.9182	7.5631	5.6585	4.7269	5.5085	6.7799	3.5573	5.8633	5.9081	4.9425
	S	109.985	105.020	120.136	70.031	112.432	131.308	92.585	67.838	72.265	92.584	81.860	106.950	91.168	69.935	90.357
4	T	4.6696	7.6244	4.8061	8.9911	8.5863	2.9120	7.3809	5.5816	4.6946	5.4376	6.6550	3.5814	5.6848	5.9268	4.9179
	S	110.385	105.075	119.876	68.932	112.759	131.587	94.870	68.773	72.763	93.791	83.396	106.231	94.031	69.714	90.809
5	T	4.6604	7.4873	4.7677	8.8450	8.6020	2.9067	7.4097	5.5674	4.6714	5.4455	6.6433	3.5363	5.6821	5.6705	4.9391
	S	110.603	106.999	120.842	70.070	112.553	131.827	94.501	68.948	73.124	93.655	83.543	107.585	94.075	72.865	90.419
6	T	4.6503	7.4610	4.7497	8.7502	8.5654	2.9039	7.2965	5.5215	4.6025	5.3986	6.5948	3.5511	5.6890	5.6060	4.9418
	S	110.843	107.377	121.300	70.830	113.034	131.954	95.968	69.522	74.219	94.469	84.157	107.137	93.961	73.703	90.370
7	T	4.6478	7.4349	4.7250	8.7222	8.5020	2.9004	7.3326	5.4858	4.6198	5.3794	6.5029	3.5304	5.5899	5.6667	4.9193
	S	110.903	107.753	121.934	71.057	113.877	132.113	95.495	69.974	73.941	94.806	85.347	107.765	95.627	72.914	90.783
8	T	4.6362	7.4258	4.7124	8.6806	8.8708	3.1674	7.9713	5.6807	4.8662	5.4104	6.5098	3.5072	5.5401	5.6467	4.8755
	S	111.180	107.886	122.260	71.397	109.143	120.977	87.844	67.573	70.197	94.263	85.256	108.478	96.487	73.172	91.599
9	T	4.6326	7.3123	4.7148	8.6385	8.5699	2.9218	7.3612	5.4764	4.6128	5.4230	6.4755	3.5245	5.6248	5.6416	4.8637
	S	111.267	109.560	122.197	71.745	112.975	131.146	95.124	70.094	74.053	94.044	85.708	107.946	95.034	73.238	91.821
10	T	4.6185	7.2485	4.6964	8.5953	8.5398	2.9082	7.2682	5.4093	4.5608	5.3330	6.4170	3.4853	5.4970	5.5752	4.8590
	S	111.606	110.524	122.676	72.106	113.373	131.759	96.341	70.964	74.897	95.631	86.489	109.160	97.243	74.111	91.910
11	T	4.6046	7.3587	4.7509	8.5248	8.5453	2.9083	7.2526	5.4361	4.5553	5.3452	6.4641	3.4977	5.5244	5.4734	4.8402
	S	111.943	108.869	121.269	72.702	113.300	131.755	96.548	70.614	74.988	95.413	85.859	108.773	96.761	75.489	92.267
12	T	4.6056	7.2165	4.7149	8.6224	8.5280	2.9063	7.2762	5.3760	4.5353	5.3045	6.4047	3.4964	5.5254	5.5684	4.8813
	S	111.919	111.015	122.195	71.879	113.530	131.845	96.235	71.403	75.318	96.145	86.655	108.813	96.743	74.201	91.490
13	T	4.6022	7.3010	4.6741	8.4870	8.5406	2.8999	7.1535	5.3245	4.5205	5.3252	6.3827	3.4958	5.4368	5.5047	4.8517
	S	112.002	109.730	123.261	73.026	113.362	132.136	97.886	72.094	75.565	95.771	86.954	108.832	98.320	75.060	92.048
14	T												3.4901	5.5713		
	S												109.010	95.946		

Event: Cooper Tires USF2000 GP of Mid-Ohio

Round 12 / 13

Track: Mid-Ohio Sports Car Course

2.258 mile(s)



Report: Section Data Report

USF2000

Session: Qualifications - Race 2

July 29, 2017

Section Data for Car 80 - Megennis, Robert

Lap	T/S	I1 to I2	I2 to I3	I4 to I5	I5 to I6	I6 to I7	Lap	PO to SF	SF to PI
1	T	13.1741	17.8837	18.1852	12.3811	10.0818	90.9150	98.5251	
	S	104.544	88.793	78.398	86.018	90.758	89.411	77.278	
2	T	12.5250	17.7261	17.9428	12.2437	9.4189	88.5053		
	S	109.962	89.583	79.457	86.984	97.145	91.845		
3	T	12.4241	17.4613	17.9485	12.2884	9.4206	87.9983		
	S	110.855	90.941	79.432	86.667	97.128	92.375		
4	T	12.4305	17.5774	17.6571	12.0926	9.2662	87.4501		
	S	110.798	90.341	80.743	88.070	98.746	92.954		
5	T	12.2550	17.4470	17.6485	12.0888	9.2184	86.8344		
	S	112.385	91.016	80.782	88.098	99.258	93.613		
6	T	12.2107	17.3156	17.4205	11.9934	9.2401	86.2823		
	S	112.792	91.707	81.839	88.799	99.025	94.212		
7	T	12.1599	17.2242	17.4382	11.8823	9.1203	85.9591		
	S	113.263	92.193	81.756	89.629	100.326	94.566		
8	T	12.1382	17.5514	18.5182	11.9202	9.0473	87.5011		
	S	113.466	90.475	76.988	89.344	101.135	92.899		
9	T	12.0271	17.2084	17.4504	11.8985	9.1493	85.7934		
	S	114.514	92.278	81.699	89.507	100.008	94.749		
10	T	11.9449	17.1351	17.2383	11.7500	8.9823	85.0115		
	S	115.302	92.673	82.704	90.638	101.867	95.620		
11	T	12.1096	17.0701	17.2440	11.8093	9.0221	85.0816		
	S	113.734	93.025	82.677	90.183	101.418	95.541		
12	T	11.9314	17.1504	17.1875	11.7092	9.0218	84.9619		
	S	115.433	92.590	82.949	90.954	101.421	95.676		
13	T	11.9751	17.0276	16.9985	11.7079	8.9326	84.5002		81.1578
	S	115.011	93.258	83.871	90.964	102.434	96.199		94.664
14	T					9.0614			
	S					100.978			

Event: Cooper Tires USF2000 GP of Mid-Ohio
Track: Mid-Ohio Sports Car Course
Report: Section Data Report
Session: Qualifications - Race 2

Round 12 / 13
2.258 mile(s)
USF2000
July 29, 2017



Section Data for Car 81 - Frederick, Kaylen (R)

Lap	T/SF to I1	I1 to I2A	I2A to I2	I2 to I3A	I3A to I3	I3 to I4	I4 to I5A	I5A to I5B	I5B to I5	I5 to I6A	I6A to I6	I6 to I7A	I7A to I7	I7 to I8	I8 to SF	
1	T	4.8765	8.0307	5.2767	9.1534	8.7296	3.0696	7.8467	5.7219	4.8190	5.6994	7.0245	3.7311	6.2327	6.2963	5.1350
	S	105.702	99.759	109.185	67.710	110.908	124.831	89.238	67.087	70.884	89.483	79.009	101.968	85.765	65.623	86.970
2	T	4.7523	7.7677	5.0461	9.0904	8.6212	2.9463	7.6194	5.6855	4.7817	5.6134	6.8505	3.6588	5.8667	5.9961	5.0065
	S	108.464	103.137	114.175	68.179	112.302	130.055	91.901	67.516	71.437	90.854	81.016	103.983	91.115	68.908	89.202
3	T	4.6500	7.6379	4.8446	8.9512	8.6165	2.9141	7.3791	5.6271	4.6522	5.5393	6.7112	3.5864	5.6972	5.8527	4.9910
	S	110.850	104.890	118.923	69.239	112.364	131.492	94.893	68.217	73.426	92.069	82.698	106.083	93.826	70.597	89.479
4	T	4.6370	7.6333	4.8224	9.0113	8.6023	2.9086	7.3872	5.5786	4.6288	5.4462	6.6823	3.5504	5.6293	5.9402	4.8517
	S	111.161	104.953	119.471	68.777	112.549	131.741	94.789	68.810	73.797	93.643	83.055	107.158	94.958	69.557	92.048
5	T	4.6529	7.5883	4.7807	8.8367	8.5089	2.8969	7.3590	5.5077	4.7351	5.4121	6.6788	3.5458	5.6039	5.7117	4.9689
	S	110.781	105.575	120.513	70.136	113.785	132.273	95.153	69.696	72.140	94.233	83.099	107.297	95.388	72.340	89.877
6	T	4.6310	7.4212	4.7199	8.7566	8.4855	2.8931	7.3202	5.4953	4.5535	5.3675	6.5837	3.5644	5.4768	5.7177	4.8886
	S	111.305	107.952	122.065	70.778	114.098	132.447	95.657	69.853	75.017	95.016	84.299	106.737	97.602	72.264	91.354
7	T	5.0693	7.8095	5.2155	9.8543	10.7163	3.2439	8.1875	6.0440	4.7139	5.3838	6.5250	3.5122	5.6726	5.9105	4.9543
	S	101.682	102.585	110.466	62.894	90.347	118.124	85.524	63.512	72.465	94.729	85.057	108.324	94.233	69.906	90.142
8	T	4.5993	7.6015	4.8099	8.6909	8.5179	2.9082	7.2421	5.4516	4.5369	5.3165	6.4751	3.5136	5.5432	5.6797	4.8994
	S	112.072	105.392	119.781	71.313	113.664	131.759	96.688	70.413	75.292	95.928	85.713	108.281	96.433	72.747	91.152
9	T	4.5809	7.4075	4.7282	8.5697	8.4895	2.8898	7.3442	5.4706	4.5912	5.3497	6.4787	3.5258	5.4875	5.4923	4.8732
	S	112.523	108.152	121.851	72.321	114.045	132.598	95.344	70.168	74.401	95.332	85.665	107.906	97.411	75.229	91.642
10	T	4.6056	8.9464	7.2549	9.5902	8.6696	2.9206	7.8115	5.8236	4.5206	5.3133	6.4494	3.4894	5.4950	5.6011	4.8468
	S	111.919	89.548	79.413	64.626	111.675	131.200	89.641	65.915	75.563	95.986	86.055	109.032	97.279	73.768	92.141
11	T	4.5633	7.3580	4.7163	8.4865	8.4941	2.8943	7.2015	5.3947	4.4974	5.3359	6.4014	3.5151	5.4417	5.3682	4.8420
	S	112.957	108.880	122.159	73.030	113.983	132.392	97.234	71.156	75.953	95.579	86.700	108.234	98.231	76.968	92.233
12	T	4.5754	7.2858	4.7168	8.5318	8.4784	2.8886	7.1930	5.3373	4.4461	5.3927	6.3840	3.4809	5.4195	5.4999	4.7939
	S	112.658	109.959	122.146	72.643	114.194	132.653	97.348	71.921	76.829	94.572	86.936	109.298	98.634	75.125	93.158
13	T	4.5617	7.2388	4.6462	8.4252	8.4782	2.8864	7.1379	5.3506	4.4638	5.3121	6.3705	3.4853	5.3309	5.3958	4.8260
	S	112.996	110.673	124.002	73.562	114.197	132.754	98.100	71.742	76.525	96.007	87.120	109.160	100.273	76.575	92.539
14	T												3.4489	5.6231		
	S												110.312	95.062		

Event: Cooper Tires USF2000 GP of Mid-Ohio

Round 12 / 13

Track: Mid-Ohio Sports Car Course

2.258 mile(s)



Report: Section Data Report

USF2000

Session: Qualifications - Race 2

July 29, 2017

Section Data for Car 81 - Frederick, Kaylen (R)

Lap	T/S	I1 to I2	I2 to I3	I4 to I5	I5 to I6	I6 to I7	Lap	PO to SF	SF to PI
1	T	13.3074	17.8830	18.3876	12.7239	9.9638	91.6431	92.7960	
	S	103.497	88.797	77.535	83.701	91.832	88.701	82.049	
2	T	12.8138	17.7116	18.0866	12.4639	9.5255	89.3026		
	S	107.484	89.656	78.825	85.447	96.058	91.025		
3	T	12.4825	17.5677	17.6584	12.2505	9.2836	87.6505		
	S	110.336	90.391	80.737	86.935	98.561	92.741		
4	T	12.4557	17.6136	17.5946	12.1285	9.1797	87.3096		
	S	110.574	90.155	81.030	87.810	99.676	93.103		
5	T	12.3690	17.3456	17.6018	12.0909	9.1497	86.7874		
	S	111.349	91.548	80.996	88.083	100.003	93.663		
6	T	12.1411	17.2421	17.3690	11.9512	9.0412	85.8750		
	S	113.439	92.098	82.082	89.112	101.203	94.659		
7	T	13.0250	20.5706	18.9454	11.9088	9.1848	92.8126		
	S	105.741	77.195	75.252	89.430	99.621	87.583		
8	T	12.4114	17.2088	17.2306	11.7916	9.0568	85.7858		
	S	110.968	92.276	82.741	90.319	101.029	94.757		
9	T	12.1357	17.0592	17.4060	11.8284	9.0133	85.2788		
	S	113.489	93.085	81.907	90.038	101.517	95.320		
10	T	16.2013	18.2598	18.1557	11.7627	8.9844	91.3380		
	S	85.010	86.965	78.525	90.540	101.843	88.997		
11	T	12.0743	16.9806	17.0936	11.7373	8.9568	84.5104		
	S	114.066	93.516	83.404	90.736	102.157	96.187		
12	T	12.0026	17.0102	16.9764	11.7767	8.9004	84.4241		
	S	114.748	93.353	83.980	90.433	102.804	96.285		
13	T	11.8850	16.9034	16.9523	11.6826	8.8162	83.9094		81.3034
	S	115.883	93.943	84.100	91.161	103.786	96.876		94.495
14	T					9.0720			
	S					100.860			

Event: Cooper Tires USF2000 GP of Mid-Ohio
Track: Mid-Ohio Sports Car Course
Report: Section Data Report
Session: Qualifications - Race 2

Round 12 / 13
2.258 mile(s)
USF2000
July 29, 2017



Section Data for Car 82 - Denes, Phillippe (R)

Lap	T/SF to I1	I1 to I2A	I2A to I2	I2 to I3A	I3A to I3	I3 to I4	I4 to I5A	I5A to I5B	I5B to I5	I5 to I6A	I6A to I6	I6 to I7A	I7A to I7	I7 to I8	I8 to SF	
1	T	4.9612	8.1960	4.9927	9.2547	8.7148	2.9510	7.8769	5.7743	4.8256	5.7277	6.9714	3.6635	6.1807	6.3521	5.1090
	S	103.897	97.747	115.396	66.968	111.096	129.848	88.896	66.478	70.787	89.041	79.611	103.850	86.486	65.046	87.413
2	T	4.8509	7.8571	4.8811	9.0039	8.5871	3.2335	8.2782	5.8572	4.8684	5.5801	6.7947	3.6180	5.8792	5.9980	4.9704
	S	106.260	101.963	118.034	68.834	112.748	118.504	84.587	65.537	70.165	91.396	81.681	105.156	90.921	68.887	89.850
3	T	4.7611	7.7459	4.8469	8.8959	8.6014	2.9243	7.3758	5.5499	4.6911	5.4660	6.6063	3.6045	5.8704	5.9325	4.8807
	S	108.264	103.427	118.867	69.669	112.561	131.034	94.936	69.166	72.817	93.304	84.011	105.550	91.058	69.647	91.501
4	T	4.7892	7.6282	4.8095	8.8836	8.6255	2.9165	7.4713	5.5575	4.7063	5.4418	6.6542	3.5622	5.6254	5.8912	4.9065
	S	107.629	105.023	119.791	69.766	112.246	131.384	93.722	69.071	72.582	93.719	83.406	106.803	95.024	70.135	91.020
5	T	4.7386	7.6371	4.8455	8.8527	8.5802	2.9152	7.4392	5.5310	4.6657	5.4511	6.6351	3.5801	5.6941	5.8038	4.8620
	S	108.778	104.901	118.901	70.009	112.839	131.443	94.127	69.402	73.213	93.559	83.646	106.269	93.877	71.192	91.853
6	T	4.7390	7.6186	4.8071	8.7751	8.5372	2.9200	7.3848	5.5031	4.6312	5.4056	6.5321	3.5501	5.5568	5.7235	4.8340
	S	108.769	105.155	119.851	70.629	113.407	131.227	94.820	69.754	73.759	94.347	84.965	107.167	96.197	72.190	92.385
7	T	4.7095	7.5284	4.7626	8.7988	8.5587	2.9300	7.3990	5.4573	4.5734	5.3963	6.5298	3.5371	5.6125	5.7224	4.8304
	S	109.450	106.415	120.971	70.438	113.123	130.779	94.638	70.339	74.691	94.509	84.995	107.561	95.242	72.204	92.454
8	T	4.6706	7.4834	4.7719	8.7173	8.5382	2.9163	7.2795	5.4313	4.5579	5.3626	6.4774	3.5302	5.5180	5.6195	4.7836
	S	110.362	107.055	120.735	71.097	113.394	131.393	96.192	70.676	74.945	95.103	85.683	107.771	96.873	73.526	93.359
9	T	4.6637	7.3779	4.7351	8.8092	8.5640	2.9255	7.2720	5.4257	4.5213	5.3047	6.4787	3.5105	5.5055	5.6384	4.8478
	S	110.525	108.586	121.674	70.355	113.053	130.980	96.291	70.749	75.551	96.141	85.665	108.376	97.093	73.280	92.122
10	T	4.6734	7.4259	4.7418	8.7119	8.5119	2.9045	7.2773	5.3763	4.5157	5.3101	6.4287	3.5154	5.5023	5.6623	4.8334
	S	110.295	107.884	121.502	71.141	113.745	131.927	96.221	71.399	75.645	96.043	86.332	108.225	97.149	72.971	92.397
11	T	4.6756	7.3449	4.7277	8.7066	8.5569	2.9143	7.1998	5.3718	4.5179	5.3550	6.4391	3.5143	5.4327	5.6219	4.8220
	S	110.244	109.074	121.864	71.184	113.146	131.483	97.256	71.459	75.608	95.238	86.192	108.259	98.394	73.495	92.615
12	T	4.6460	7.2937	4.7028	8.7462	8.5571	2.9117	7.2634	5.3726	4.5223	5.3248	6.4544	3.5143	5.4903	5.6048	4.7855
	S	110.946	109.840	122.509	70.862	113.144	131.601	96.405	71.448	75.535	95.778	85.988	108.259	97.362	73.719	93.322
13	T	4.6474	7.2999	4.6907	8.6983	8.5646	2.9140	7.1669	5.3552	4.4613	5.3294	6.4079	3.5371	5.4344	5.5348	4.7991
	S	110.912	109.746	122.825	71.252	113.045	131.497	97.703	71.681	76.568	95.696	86.612	107.561	98.363	74.652	93.057
14	T												3.5399	5.7165		
	S												107.476	93.509		

Event: Cooper Tires USF2000 GP of Mid-Ohio

Round 12 / 13

Track: Mid-Ohio Sports Car Course

2.258 mile(s)



Report: Section Data Report

USF2000

Session: Qualifications - Race 2

July 29, 2017

Section Data for Car 82 - Denes, Phillippe (R)

Lap	T/S	I1 to I2	I2 to I3	I4 to I5	I5 to I6	I6 to I7	Lap	PO to SF	SF to PI
1	T	13.1887	17.9695	18.4768	12.6991	9.8442	91.5516	92.6956	
	S	104.428	88.369	77.161	83.864	92.948	88.789	82.138	
2	T	12.7382	17.5910	19.0038	12.3748	9.4972	90.2578		
	S	108.121	90.271	75.021	86.062	96.344	90.062		
3	T	12.5928	17.4973	17.6168	12.0723	9.4749	87.7527		
	S	109.370	90.754	80.927	88.218	96.571	92.633		
4	T	12.4377	17.5091	17.7351	12.0960	9.1876	87.4689		
	S	110.734	90.693	80.388	88.046	99.591	92.934		
5	T	12.4826	17.4329	17.6359	12.0862	9.2742	87.2314		
	S	110.335	91.090	80.840	88.117	98.661	93.187		
6	T	12.4257	17.3123	17.5191	11.9377	9.1069	86.5182		
	S	110.841	91.724	81.379	89.213	100.473	93.955		
7	T	12.2910	17.3575	17.4297	11.9261	9.1496	86.3462		
	S	112.055	91.485	81.796	89.300	100.004	94.142		
8	T	12.2553	17.2555	17.2687	11.8400	9.0482	85.6577		
	S	112.382	92.026	82.559	89.949	101.125	94.899		
9	T	12.1130	17.3732	17.2190	11.7834	9.0160	85.5800		
	S	113.702	91.403	82.797	90.381	101.486	94.985		
10	T	12.1677	17.2238	17.1693	11.7388	9.0177	85.3909		
	S	113.191	92.195	83.037	90.725	101.467	95.195		
11	T	12.0726	17.2635	17.0895	11.7941	8.9470	85.2005		
	S	114.083	91.983	83.424	90.299	102.269	95.408		
12	T	11.9965	17.3033	17.1583	11.7792	9.0046	85.1899		
	S	114.806	91.772	83.090	90.414	101.615	95.420		
13	T	11.9906	17.2629	16.9834	11.7373	8.9715	84.8410		82.3129
	S	114.863	91.987	83.946	90.736	101.990	95.812		93.336
14	T					9.2564			
	S					98.851			

Event: Cooper Tires USF2000 GP of Mid-Ohio
 Track: Mid-Ohio Sports Car Course
 Report: Section Data Report
 Session: Qualifications - Race 2

Round 12 / 13
 2.258 mile(s)
 USF2000
 July 29, 2017



Section Data for Car 90 - Thompson, Parker

Lap	T/SF to I1	I1 to I2A	I2A to I2	I2 to I3A	I3A to I3	I3 to I4	I4 to I5A	I5A to I5B	I5B to I5	I5 to I6A	I6A to I6	I6 to I7A	I7A to I7	I7 to I8	I8 to SF	
1	T	4.6796	8.6131	5.2175	9.1345	8.5809	2.9226	7.5970	5.6829	4.8963	5.4540	6.8388	3.6183	5.9683	6.1212	4.9051
	S	110.149	93.014	110.424	67.850	112.830	131.110	92.172	67.547	69.765	93.509	81.155	105.147	89.564	67.500	91.046
2	T	4.6144	7.5185	4.7760	8.7480	8.5264	2.8942	7.4724	5.5387	4.7936	5.4408	6.7003	3.5532	5.7572	5.9113	4.8690
	S	111.706	106.555	120.632	70.847	113.551	132.396	93.708	69.306	71.260	93.736	82.832	107.074	92.848	69.897	91.721
3	T	4.6047	7.4304	4.7414	8.6815	8.5102	2.8864	7.3799	5.5039	4.7777	5.3810	6.6226	3.5428	5.6645	5.7801	4.8005
	S	111.941	107.819	121.512	71.390	113.767	132.754	94.883	69.744	71.497	94.778	83.804	107.388	94.368	71.484	93.030
4	T	4.5764	7.3556	4.7380	8.6631	8.4879	2.8755	7.2858	5.4456	4.6848	5.3279	6.5763	3.5033	5.5608	5.7427	4.7800
	S	112.633	108.915	121.599	71.542	114.066	133.257	96.108	70.491	72.915	95.723	84.394	108.599	96.127	71.949	93.429
5	T	4.5924	7.2359	4.6933	8.6339	8.4844	2.8771	7.1870	5.4827	4.5832	5.2943	6.5300	3.4847	5.4530	5.7699	4.8342
	S	112.241	110.717	122.757	71.784	114.113	133.183	97.430	70.014	74.531	96.330	84.992	109.179	98.028	71.610	92.382
6	T	4.5603	7.2254	4.6926	8.5136	8.4358	2.8818	7.1742	5.3829	4.5898	5.3274	6.4327	3.4839	5.5182	5.6542	4.7603
	S	113.031	110.878	122.776	72.798	114.771	132.966	97.604	71.312	74.424	95.732	86.278	109.204	96.870	73.075	93.816
7	T	4.5386	7.2718	4.7241	8.5323	8.4202	2.8817	7.1417	5.4087	4.6550	5.2834	6.4650	3.4737	5.3718	5.6607	4.7564
	S	113.571	110.170	121.957	72.638	114.983	132.971	98.048	70.972	73.382	96.529	85.847	109.524	99.510	72.991	93.893
8	T	4.5353	7.3213	4.6741	8.5623	8.3403	2.8464	7.1960	5.4621	4.6580	5.2917	6.5116	3.4874	5.3345	5.5900	4.7601
	S	113.654	109.425	123.261	72.384	116.085	134.620	97.308	70.278	73.334	96.377	85.233	109.094	100.205	73.914	93.820
9	T	4.5488	7.4839	4.7187	8.7028	8.3272	2.8485	7.2540	5.3658	4.6548	5.2731	6.4864	3.4627	5.5215	5.7563	4.7521
	S	113.317	107.048	122.096	71.215	116.267	134.521	96.530	71.539	73.385	96.717	85.564	109.872	96.812	71.779	93.978
10	T	4.5283	7.2773	4.6552	8.6347	8.3527	2.8633	7.1175	5.2299	4.5748	5.2591	6.4751	3.4541	5.3858	5.5932	4.7330
	S	113.830	110.087	123.762	71.777	115.912	133.825	98.381	73.398	74.668	96.975	85.713	110.146	99.251	73.872	94.357
11	T	4.5308	7.0880	4.6332	8.3744	8.3881	2.8715	7.0393	5.2544	4.4598	5.2226	6.3516	3.4537	5.2907	5.6317	4.7221
	S	113.767	113.027	124.350	74.008	115.423	133.443	99.474	73.056	76.593	97.653	87.380	110.159	101.035	73.367	94.575
12	T	4.5362	7.2105	4.6574	8.3228	8.3685	2.8596	7.0285	5.2156	4.4431	5.1995	6.2707	3.4532	5.3347	5.4979	4.7504
	S	113.631	111.107	123.703	74.467	115.694	133.998	99.627	73.599	76.881	98.086	88.507	110.174	100.202	75.153	94.011
13	T	4.5098	7.0591	4.6053	8.2930	8.3758	2.8622	6.9546	5.1901	4.4516	5.1655	6.3752	3.4316	5.2037	5.4375	4.6966
	S	114.297	113.490	125.103	74.734	115.593	133.877	100.685	73.961	76.734	98.732	87.056	110.868	102.724	75.987	95.088
14	T												3.4436	5.4654		
	S												110.482	97.805		

Event: Cooper Tires USF2000 GP of Mid-Ohio
 Track: Mid-Ohio Sports Car Course
 Report: Section Data Report
 Session: Qualifications - Race 2

Round 12 / 13
 2.258 mile(s)
 USF2000
 July 29, 2017



Section Data for Car 90 - Thompson, Parker

Lap	T/S	I1 to I2	I2 to I3	I4 to I5	I5 to I6	I6 to I7	Lap	PO to SF	SF to PI
1	T	13.8306	17.7154	18.1762	12.2928	9.5866	90.2301	93.5099	
	S	99.582	89.637	78.437	86.636	95.446	90.090	81.423	
2	T	12.2945	17.2744	17.8047	12.1411	9.3104	87.1140		
	S	112.023	91.925	80.073	87.719	98.277	93.312		
3	T	12.1718	17.1917	17.6615	12.0036	9.2073	86.3076		
	S	113.153	92.368	80.723	88.723	99.378	94.184		
4	T	12.0936	17.1510	17.4162	11.9042	9.0641	85.6037		
	S	113.884	92.587	81.860	89.464	100.948	94.959		
5	T	11.9292	17.1183	17.2529	11.8243	8.9377	85.1360		
	S	115.454	92.764	82.634	90.069	102.375	95.480		
6	T	11.9180	16.9494	17.1469	11.7601	9.0021	84.6331		
	S	115.562	93.688	83.145	90.560	101.643	96.048		
7	T	11.9959	16.9525	17.2054	11.7484	8.8455	84.5851		
	S	114.812	93.671	82.862	90.651	103.442	96.102		
8	T	11.9954	16.9026	17.3161	11.8033	8.8219	84.5711		
	S	114.817	93.947	82.333	90.229	103.719	96.118		
9	T	12.2026	17.0300	17.2746	11.7595	8.9842	85.1566		
	S	112.867	93.245	82.531	90.565	101.845	95.457		
10	T	11.9325	16.9874	16.9222	11.7342	8.8399	84.1340		
	S	115.422	93.478	84.249	90.760	103.508	96.617		
11	T	11.7212	16.7625	16.7535	11.5742	8.7444	83.3119		
	S	117.503	94.733	85.098	92.015	104.638	97.571		
12	T	11.8679	16.6913	16.6872	11.4702	8.7879	83.1486		
	S	116.050	95.137	85.436	92.849	104.120	97.762		
13	T	11.6644	16.6688	16.5963	11.5407	8.6353	82.6116		81.6353
	S	118.075	95.265	85.904	92.282	105.960	98.398		94.110
14	T					8.9090			
	S					102.705			

Event: Cooper Tires USF2000 GP of Mid-Ohio
Track: Mid-Ohio Sports Car Course
Report: Section Data Report
Session: Qualifications - Race 2

Round 12 / 13
2.258 mile(s)
USF2000
July 29, 2017



Section Data for Car 92 - Gore, Dev (R)

Lap	T/SF to I1	I1 to I2A	I2A to I2	I2 to I3A	I3A to I3	I3 to I4	I4 to I5A	I5A to I5B	I5B to I5	I5 to I6A	I6A to I6	I6 to I7A	I7A to I7	I7 to I8	I8 to SF	
1	T	4.9382	8.5194	5.1713	9.4882	8.8378	2.9947	8.0998	5.7075	5.1483	5.8158	7.3380	3.8053	6.6730	6.5761	5.2396
	S	104.381	94.037	111.410	65.320	109.550	127.953	86.450	67.256	66.350	87.692	75.634	99.980	80.106	62.831	85.234
2	T	4.7470	7.9792	4.9001	9.0864	8.5852	2.9363	7.7838	5.5774	5.0228	5.5952	6.9782	3.6570	6.0762	6.3675	5.0155
	S	108.585	100.403	117.576	68.209	112.773	130.498	89.960	68.825	68.008	91.150	79.533	104.035	87.974	64.889	89.042
3	T	4.7006	7.7104	4.8067	8.8495	8.5751	2.9260	7.6102	5.4384	4.8050	5.4731	6.7671	3.5934	5.8603	6.1444	4.8939
	S	109.657	103.903	119.861	70.035	112.906	130.958	92.012	70.584	71.091	93.183	82.014	105.876	91.215	67.245	91.255
4	T	4.6725	7.7476	4.7868	8.9002	8.5395	2.9073	7.5845	5.3712	4.7784	5.4684	6.7774	3.5248	5.7899	6.0102	4.8844
	S	110.317	103.404	120.359	69.636	113.377	131.800	92.323	71.467	71.486	93.263	81.890	107.936	92.324	68.747	91.432
5	T	4.7134	7.5970	4.7889	8.7251	8.5002	2.9138	7.4827	5.4302	4.9459	5.3740	7.0001	3.5657	5.7252	5.9318	5.0459
	S	109.359	105.454	120.307	71.033	113.901	131.506	93.579	70.691	69.065	94.901	79.285	106.698	93.367	69.655	88.506
6	T	4.6705	7.4597	4.7413	8.8478	8.5642	2.9242	7.5013	5.4452	4.9397	5.4490	6.6909	3.6155	5.7316	5.9455	4.8369
	S	110.364	107.395	121.514	70.048	113.050	131.038	93.347	70.496	69.152	93.595	82.948	105.229	93.263	69.495	92.330
7	T	4.6454	7.4633	4.7615	8.9118	8.5404	2.9250	7.5496	5.3916	4.8986	5.3598	6.6073	3.5141	5.7495	5.9560	4.8288
	S	110.960	107.343	120.999	69.545	113.365	131.002	92.750	71.197	69.732	95.153	83.998	108.265	92.973	69.372	92.485
8	T	4.6639	7.4760	4.7661	8.8494	8.4901	2.9113	7.4537	5.3521	4.8481	5.3398	6.6224	3.5040	5.6340	5.8326	4.8821
	S	110.520	107.161	120.882	70.036	114.037	131.619	93.944	71.722	70.459	95.509	83.806	108.577	94.878	70.840	91.475
9	T	4.6430	7.5194	4.7627	8.8556	8.5445	2.9109	7.4577	5.3272	4.8794	5.3298	6.6160	3.4832	5.5717	5.9670	4.7623
	S	111.018	106.543	120.968	69.987	113.311	131.637	93.893	72.057	70.007	95.688	83.888	109.226	95.939	69.244	93.776
10	T	4.6378	7.4414	4.7428	8.7914	8.5217	2.9246	7.7151	5.3330	4.8691	5.3572	6.5750	3.4804	5.5912	5.8797	4.8134
	S	111.142	107.659	121.476	70.498	113.614	131.020	90.761	71.979	70.155	95.199	84.411	109.313	95.605	70.273	92.781
11	T	4.6558	7.3885	4.7666	8.9123	8.4370	2.8777	7.4660	5.3295	4.8265	5.5352	6.7084	3.4961	5.7127	5.9225	4.8769
	S	110.712	108.430	120.869	69.541	114.754	133.156	93.789	72.026	70.774	92.138	82.732	108.823	93.571	69.765	91.573
12	T	4.6338	7.5632	4.8455	8.8609	8.4341	2.8715	8.4373	5.6869	4.9410	5.4753	6.7058	3.4867	5.7283	5.9398	4.8615
	S	111.238	105.926	118.901	69.945	114.794	133.443	82.992	67.500	69.134	93.146	82.764	109.116	93.317	69.562	91.863
13	T	4.6011	7.3772	4.7405	8.7162	8.4625	3.2527	8.0798	5.4173	4.9314	5.3833	6.6330	3.5038	5.6407	5.7898	4.8035
	S	112.029	108.596	121.535	71.106	114.408	117.804	86.664	70.859	69.269	94.737	83.673	108.583	94.766	71.364	92.972
14	T												3.4943	6.2345		
	S												108.879	85.740		

Event: Cooper Tires USF2000 GP of Mid-Ohio

Round 12 / 13

Track: Mid-Ohio Sports Car Course

2.258 mile(s)



Report: Section Data Report

USF2000

Session: Qualifications - Race 2

July 29, 2017

Section Data for Car 92 - Gore, Dev (R)

Lap	T/S	I1 to I2	I2 to I3	I4 to I5	I5 to I6	I6 to I7	Lap	PO to SF	SF to PI
1	T	13.6907	18.3260	18.9556	13.1538	10.4783	94.3530	104.3599	
	S	100.599	86.650	75.212	80.965	87.323	86.153	72.958	
2	T	12.8793	17.6716	18.3840	12.5734	9.7332	90.3078		
	S	106.937	89.859	77.550	84.703	94.008	90.012		
3	T	12.5171	17.4246	17.8536	12.2402	9.4537	88.1541		
	S	110.031	91.133	79.854	87.008	96.788	92.211		
4	T	12.5344	17.4397	17.7341	12.2458	9.3147	87.7431		
	S	109.879	91.054	80.392	86.969	98.232	92.643		
5	T	12.3859	17.2253	17.8588	12.3741	9.2909	87.7399		
	S	111.197	92.187	79.831	86.067	98.483	92.647		
6	T	12.2010	17.4120	17.8862	12.1399	9.3471	87.3633		
	S	112.882	91.199	79.708	87.727	97.891	93.046		
7	T	12.2248	17.4522	17.8398	11.9671	9.2636	87.1027		
	S	112.662	90.989	79.916	88.994	98.774	93.324		
8	T	12.2421	17.3395	17.6539	11.9622	9.1380	86.6256		
	S	112.503	91.580	80.757	89.030	100.131	93.838		
9	T	12.2821	17.4001	17.6643	11.9458	9.0549	86.6304		
	S	112.137	91.261	80.710	89.153	101.050	93.833		
10	T	12.1842	17.3131	17.9172	11.9322	9.0716	86.6738		
	S	113.038	91.720	79.571	89.254	100.864	93.786		
11	T	12.1551	17.3493	17.6220	12.2436	9.2088	86.9117		
	S	113.308	91.528	80.904	86.984	99.361	93.529		
12	T	12.4087	17.2950	19.0652	12.1811	9.2150	88.4716		
	S	110.993	91.816	74.779	87.431	99.295	91.880		
13	T	12.1177	17.1787	18.4285	12.0163	9.1445	87.3328		86.3867
	S	113.658	92.437	77.363	88.630	100.060	93.078		88.934
14	T					9.7288			
	S					94.051			

Event: Cooper Tires USF2000 GP of Mid-Ohio
Track: Mid-Ohio Sports Car Course
Report: Section Data Report
Session: Qualifications - Race 2

Round 12 / 13
2.258 mile(s)
USF2000
July 29, 2017



Section Data for Car 93 - Clunie, Jayson (R)

Lap	T/SF to I1	I1 to I2A	I2A to I2	I2 to I3A	I3A to I3	I3 to I4	I4 to I5A	I5A to I5B	I5B to I5	I5 to I6A	I6A to I6	I6 to I7A	I7A to I7	I7 to I8	I8 to SF	
1	T	5.2307	8.4575	5.1434	9.6371	8.8806	3.0390	8.0702	5.8653	5.2195	5.7213	7.1697	3.6800	6.8134	6.6742	5.3830
	S	98.544	94.725	112.015	64.311	109.022	126.088	86.767	65.447	65.445	89.141	77.409	103.384	78.455	61.907	82.963
2	T	4.8815	8.3778	4.9826	9.4579	8.6961	2.9295	7.9101	5.9299	5.0214	5.7608	7.1277	3.6061	6.3399	6.9356	5.0965
	S	105.593	95.626	115.630	65.530	111.335	130.801	88.523	64.734	68.027	88.529	77.865	105.503	84.314	59.574	87.627
3	T	4.7834	8.1021	4.9461	9.1721	8.6050	2.9185	7.9149	5.7934	5.1268	5.5499	6.9425	3.5722	5.9953	6.2241	4.9786
	S	107.759	98.880	116.483	67.572	112.514	131.294	88.470	66.259	66.628	91.894	79.942	106.504	89.161	66.384	89.702
4	T	4.7446	7.9501	4.9848	9.0749	8.5641	2.9089	7.6820	5.7600	4.9828	5.5738	7.1191	3.5454	5.9756	6.1290	4.8740
	S	108.640	100.771	115.579	68.295	113.051	131.727	91.152	66.643	68.554	91.500	77.959	107.309	89.455	67.414	91.627
5	T	4.7110	7.9218	4.9010	9.1351	8.5747	2.9150	7.7231	5.6669	4.9631	5.5510	6.8405	3.5589	6.0173	6.0409	4.8782
	S	109.415	101.131	117.555	67.845	112.911	131.452	90.667	67.738	68.826	91.875	81.134	106.902	88.835	68.397	91.548
6	T	4.7556	7.8520	4.9589	8.9694	8.5697	2.9286	7.9861	5.7859	5.0496	5.6896	6.9631	3.5289	5.9206	6.0761	4.8764
	S	108.389	102.030	116.182	69.099	112.977	130.841	87.681	66.345	67.647	89.637	79.706	107.811	90.286	68.001	91.582
7	T	4.7712	7.8212	5.0601	9.4464	8.5823	2.9007	7.6165	5.6979	4.9443	5.4981	6.8699	3.5563	5.9129	6.0369	4.9908
	S	108.035	102.431	113.859	65.609	112.811	132.100	91.936	67.369	69.088	92.759	80.787	106.980	90.403	68.443	89.483
8	T	4.6929	7.7393	4.8202	8.9750	8.5482	2.9212	7.6022	5.6200	4.9446	5.4707	6.8232	3.5532	6.0743	6.1042	4.8944
	S	109.837	103.515	119.525	69.055	113.261	131.173	92.109	68.303	69.084	93.224	81.340	107.074	88.001	67.688	91.245
9	T	4.6751	7.6482	4.8553	8.9238	8.5405	2.9108	7.4414	5.6035	4.9782	5.4808	6.7481	3.5084	5.9037	5.9494	4.8699
	S	110.255	104.748	118.661	69.452	113.364	131.641	94.099	68.504	68.617	93.052	82.245	108.441	90.544	69.449	91.704
10	T	4.7148	7.6216	4.8481	8.9287	8.4843	2.9092	7.5705	5.5702	4.9408	5.4913	6.8086	3.4883	5.8252	5.9518	4.8508
	S	109.327	105.114	118.838	69.414	114.115	131.714	92.494	68.914	69.137	92.874	81.515	109.066	91.764	69.421	92.065
11	T	4.6824	7.6603	4.8113	8.7891	8.5091	2.9106	7.4387	5.4681	4.8589	5.3750	6.7572	4.1154	6.1141	5.9098	4.8426
	S	110.083	104.583	119.747	70.516	113.782	131.650	94.133	70.201	70.302	94.884	82.135	92.447	87.428	69.915	92.221
12	T	4.6672	7.6203	4.7893	8.7827	8.5313	2.9140	7.3139	5.4557	4.8955	5.4622	6.5731	3.4940	5.8416	5.8654	4.8637
	S	110.442	105.132	120.297	70.567	113.486	131.497	95.739	70.360	69.777	93.369	84.435	108.888	91.507	70.444	91.821
13	T	4.6529	7.5552	4.8797	9.0439	8.4363	2.8873	7.5164	5.4833	4.8825	5.5181	7.0705	3.4614	5.7120	5.8200	4.8044
	S	110.781	106.038	118.068	68.529	114.764	132.713	93.160	70.006	69.962	92.423	78.495	109.913	93.583	70.993	92.955
14	T												3.5575	6.9676		
	S												106.944	76.719		

Event: Cooper Tires USF2000 GP of Mid-Ohio

Round 12 / 13

Track: Mid-Ohio Sports Car Course

2.258 mile(s)



Report: Section Data Report

USF2000

Session: Qualifications - Race 2

July 29, 2017

Section Data for Car 93 - Clunie, Jayson (R)

Lap	T/S	I1 to I2	I2 to I3	I4 to I5	I5 to I6	I6 to I7	Lap	PO to SF	SF to PI
1	T	13.6009	18.5177	19.1550	12.8910	10.4934	94.9849	98.0468	
	S	101.263	85.753	74.429	82.616	87.198	85.580	77.655	
2	T	13.3604	18.1540	18.8614	12.8885	9.9460	93.0534		
	S	103.086	87.471	75.587	82.632	91.997	87.356		
3	T	13.0482	17.7771	18.8351	12.4924	9.5675	90.6249		
	S	105.553	89.326	75.693	85.252	95.636	89.697		
4	T	12.9349	17.6390	18.4248	12.6929	9.5210	89.8691		
	S	106.477	90.025	77.378	83.905	96.103	90.452		
5	T	12.8228	17.7098	18.3531	12.3915	9.5762	89.3985		
	S	107.408	89.665	77.681	85.946	95.549	90.928		
6	T	12.8109	17.5391	18.8216	12.6527	9.4495	89.9105		
	S	107.508	90.538	75.747	84.172	96.831	90.410		
7	T	12.8813	18.0287	18.2587	12.3680	9.4692	89.7055		
	S	106.920	88.079	78.082	86.109	96.629	90.617		
8	T	12.5595	17.5232	18.1668	12.2939	9.6275	88.7836		
	S	109.660	90.620	78.477	86.628	95.040	91.557		
9	T	12.5035	17.4643	18.0231	12.2289	9.4121	88.0371		
	S	110.151	90.926	79.103	87.089	97.215	92.334		
10	T	12.4697	17.4130	18.0815	12.2999	9.3135	88.0042		
	S	110.450	91.194	78.848	86.586	98.244	92.368		
11	T	12.4716	17.2982	17.7657	12.1322	10.2295	88.2426		
	S	110.433	91.799	80.249	87.783	89.447	92.119		
12	T	12.4096	17.3140	17.6651	12.0353	9.3356	87.0699		
	S	110.984	91.715	80.706	88.490	98.012	93.359		
13	T	12.4349	17.4802	17.8822	12.5886	9.1734	87.7239		86.3644
	S	110.759	90.843	79.726	84.600	99.745	92.663		88.957
14	T					10.5251			
	S					86.935			

Event: Cooper Tires USF2000 GP of Mid-Ohio
Track: Mid-Ohio Sports Car Course
Report: Section Data Report
Session: Qualifications - Race 2

Round 12 / 13
2.258 mile(s)
USF2000
July 29, 2017



Section Data for Car 97 - Tomaselli, Bruna (R)

Lap	T/SF to I1	I1 to I2A	I2A to I2	I2 to I3A	I3A to I3	I3 to I4	I4 to I5A	I5A to I5B	I5B to I5	I5 to I6A	I6A to I6	I6 to I7A	I7A to I7	I7 to I8	I8 to SF	
1	T	5.0394	8.2229	4.9934	9.4921	8.8345	3.0459	8.0115	5.8703	5.1780	5.8477	7.1815	3.8300	6.6050	6.7826	5.3375
	S	102.285	97.427	115.380	65.294	109.591	125.802	87.403	65.391	65.970	87.214	77.282	99.335	80.930	60.918	83.670
2	T	4.8847	8.0220	4.9882	9.1210	8.5952	2.9342	7.5607	5.7292	5.0652	5.5967	6.9092	3.5976	6.2445	6.4933	5.0088
	S	105.524	99.867	115.500	67.950	112.642	130.592	92.614	67.001	67.439	91.125	80.328	105.752	85.603	63.632	89.161
3	T	4.8016	7.7945	4.8509	8.9219	8.6008	2.9318	7.6212	5.6385	5.0587	5.6018	6.9322	3.5733	6.0659	6.3548	4.9614
	S	107.351	102.782	118.769	69.466	112.569	130.698	91.879	68.079	67.525	91.042	80.061	106.471	88.123	65.019	90.013
4	T	4.7341	7.7471	4.8865	8.8039	8.5968	2.9278	7.4720	5.6579	5.0043	5.5131	6.8162	3.5745	5.8240	6.1729	4.8392
	S	108.881	103.411	117.904	70.398	112.621	130.877	93.714	67.846	68.259	92.507	81.424	106.436	91.783	66.935	92.286
5	T	4.7115	7.4870	4.8054	8.8730	8.5314	2.9160	7.4339	5.5290	4.8613	5.4693	6.8273	3.5368	5.7919	6.0566	4.9389
	S	109.403	107.004	119.894	69.849	113.485	131.407	94.194	69.427	70.267	93.248	81.291	107.570	92.292	68.220	90.423
6	T	4.7059	7.6383	4.8898	8.8818	8.5953	2.9301	7.3384	5.4956	4.8798	5.3503	6.7720	3.5330	5.8555	5.9944	4.9391
	S	109.534	104.884	117.824	69.780	112.641	130.774	95.420	69.849	70.001	95.322	81.955	107.686	91.289	68.928	90.419
7	T	4.6924	7.5542	4.8079	8.7149	8.5487	2.9332	7.4834	5.4246	4.8786	5.3415	6.5500	3.5396	5.6618	5.8503	4.8996
	S	109.849	106.052	119.831	71.116	113.255	130.636	93.571	70.763	70.018	95.479	84.733	107.485	94.413	70.626	91.148
8	T	4.7325	7.6136	4.8554	8.6253	8.5521	2.9319	7.4066	5.4737	4.8364	5.4164	6.6245	3.5124	5.5601	5.6833	4.8935
	S	108.918	105.224	118.659	71.855	113.210	130.694	94.541	70.129	70.629	94.158	83.780	108.318	96.140	72.701	91.262
9	T	4.6827	7.5105	4.8117	8.7372	8.5573	2.9425	7.8400	5.6214	4.9257	5.4202	6.6287	3.5057	5.7379	5.8305	4.8773
	S	110.076	106.669	119.737	70.935	113.141	130.223	89.315	68.286	69.349	94.092	83.727	108.525	93.160	70.866	91.565
10	T	4.6670	7.4741	4.7930	8.6452	8.5973	2.9170	7.5252	5.4589	4.7558	5.3881	6.6239	3.5189	5.7216	5.8329	4.9115
	S	110.447	107.188	120.204	71.690	112.615	131.362	93.051	70.319	71.826	94.653	83.787	108.117	93.426	70.836	90.928
11	T	4.6541	7.4571	4.7666	8.6939	8.5624	2.9278	7.3772	5.4063	4.7388	5.2762	6.8717	3.5435	5.7346	5.8215	4.8907
	S	110.753	107.433	120.869	71.288	113.074	130.877	94.918	71.003	72.084	96.660	80.766	107.367	93.214	70.975	91.314
12	T	4.6437	7.4999	4.8098	8.6653	8.5274	2.9268	7.3908	5.4292	4.7728	5.5051	6.6128	3.5961	5.6586	5.7532	4.8570
	S	111.001	106.820	119.784	71.524	113.538	130.922	94.743	70.704	71.570	92.641	83.928	105.796	94.466	71.818	91.948
13	T	4.6387	7.4283	4.7627	8.5333	8.5897	2.9248	7.3558	5.4326	4.7801	5.3278	6.7718	3.5141	5.6115	5.7178	4.8214
	S	111.120	107.849	120.968	72.630	112.714	131.011	95.194	70.659	71.461	95.724	81.958	108.265	95.259	72.262	92.627
14	T												3.5338	6.0454		
	S												107.662	88.422		

Event: Cooper Tires USF2000 GP of Mid-Ohio

Round 12 / 13

Track: Mid-Ohio Sports Car Course

2.258 mile(s)



Report: Section Data Report

USF2000

Session: Qualifications - Race 2

July 29, 2017

Section Data for Car 97 - Tomaselli, Bruna (R)

Lap	T/S	I1 to I2	I2 to I3	I4 to I5	I5 to I6	I6 to I7	Lap	PO to SF	SF to PI
1	T	13.2163	18.3266	19.0598	13.0292	10.4350	94.2723	100.4449	
	S	104.210	86.648	74.800	81.739	87.686	86.227	75.801	
2	T	13.0102	17.7162	18.3551	12.5059	9.8421	90.7505		
	S	105.861	89.633	77.672	85.160	92.968	89.573		
3	T	12.6454	17.5227	18.3184	12.5340	9.6392	89.7093		
	S	108.915	90.623	77.828	84.969	94.925	90.613		
4	T	12.6336	17.4007	18.1342	12.3293	9.3985	88.5703		
	S	109.017	91.258	78.618	86.380	97.356	91.778		
5	T	12.2924	17.4044	17.8242	12.2966	9.3287	87.7693		
	S	112.043	91.239	79.986	86.609	98.084	92.616		
6	T	12.5281	17.4771	17.7138	12.1223	9.3885	87.7993		
	S	109.935	90.859	80.484	87.855	97.460	92.584		
7	T	12.3621	17.2636	17.7866	11.8915	9.2014	86.8807		
	S	111.411	91.983	80.155	89.560	99.441	93.563		
8	T	12.4690	17.1774	17.7167	12.0409	9.0725	86.7177		
	S	110.456	92.444	80.471	88.449	100.854	93.739		
9	T	12.3222	17.2945	18.3871	12.0489	9.2436	87.6293		
	S	111.772	91.818	77.537	88.390	98.987	92.763		
10	T	12.2671	17.2425	17.7399	12.0120	9.2405	86.8304		
	S	112.274	92.095	80.366	88.661	99.021	93.617		
11	T	12.2237	17.2563	17.5223	12.1479	9.2781	86.7224		
	S	112.672	92.022	81.364	87.669	98.619	93.734		
12	T	12.3097	17.1927	17.5928	12.1179	9.2547	86.6485		
	S	111.885	92.362	81.038	87.887	98.869	93.814		
13	T	12.1910	17.1230	17.5685	12.0996	9.1256	86.2104		84.9783
	S	112.975	92.738	81.150	88.019	100.267	94.290		90.408
14	T					9.5792			
	S					95.519			

Event: Cooper Tires USF2000 GP of Mid-Ohio

Round 12 / 13

Track: Mid-Ohio Sports Car Course

2.258 mile(s)



Report: Section Data Report

USF2000






Session: Qualifications - Race 2

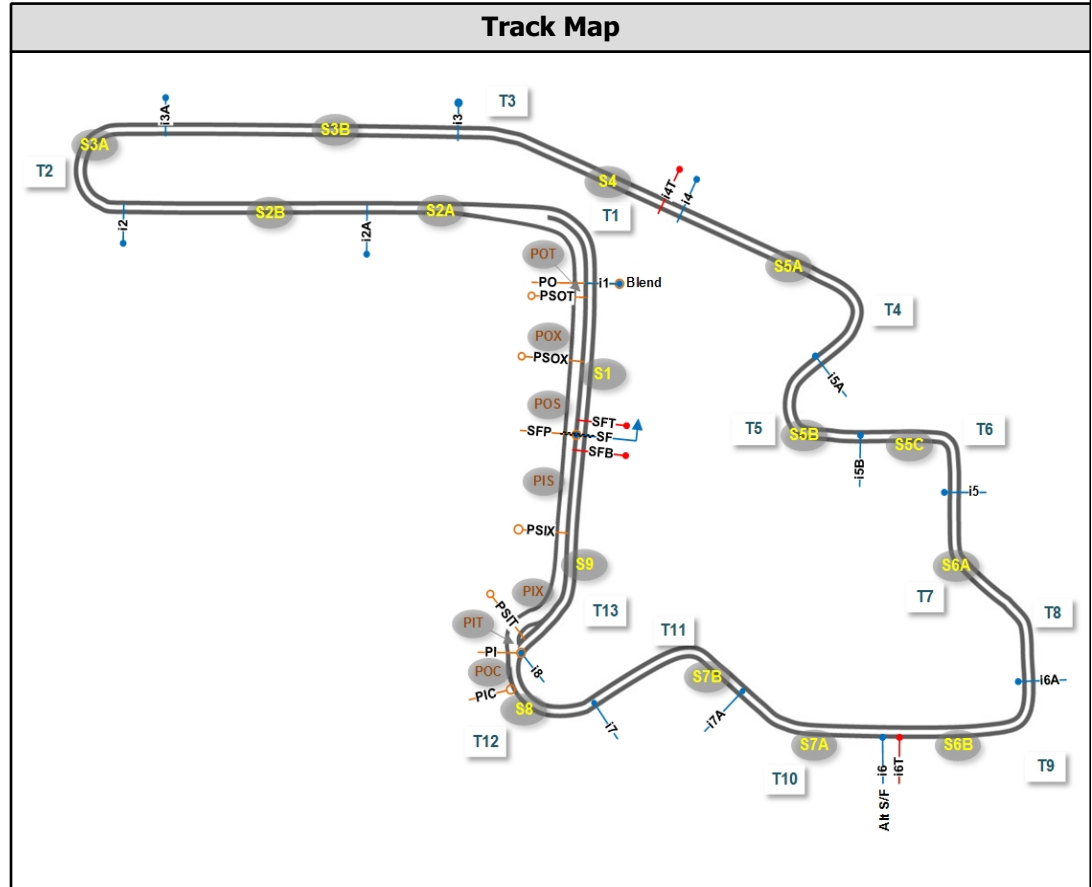
July 29, 2017

Section Data for Car

Report Support Information

Section Legend	
Name	Length
SF to I1	0.143182 miles
I1 to I2A	0.222538 miles
I2A to I2	0.160038 miles
I2 to I3A	0.172159 miles
I3A to I3	0.268939 miles
I3 to I4	0.106439 miles
I4 to I5A	0.194508 miles
I5A to I5B	0.106629 miles
I5B to I5	0.094886 miles
I5 to I6A	0.141667 miles
I6A to I6	0.154167 miles
I6 to I7A	0.105682 miles
I7A to I7	0.148485 miles
I7 to I8	0.114773 miles
I8 to SF	0.124053 miles
I1 to I2	0.382576 miles
I2 to I3	0.441098 miles
I4 to I5	0.396023 miles
I5 to I6	0.295833 miles
I6 to I7	0.254167 miles
Lap	2.258000 miles
PI to PO	0.249432 miles
PO to SF	2.114962 miles

Color Legend	
	Fastest Lap
	Section Under Caution
	Section Under Green
	Section Time Data
	Section Speed Data



Event: Cooper Tires USF2000 GP of Mid-Ohio

Round 12 / 13

Track: Mid-Ohio Sports Car Course

2.258 mile(s)



Report: Section Data Report

USF2000

Session: Qualifications - Race 2

July 29, 2017

Section Data for Car

SF to PI	2.134091 miles
PO to I2	0.382576 miles
I7 to PI	0.114773 miles
PO to PI	2.008712 miles