

**Event:** Peninsula Pipeline GP of St. Petersburg  
**Track:** St Petersburg Street Circuit  
**Report:** Section Data Report  
**Session:** Race 1

**Round 1**  
**1.8 mile(s)**  
**USF2000**  
**March 29, 2014**



**Section Data for Car 13 - Maldonado, Juan (R)**

Lap	T/SF to I1	I1 to I2	I2 to I3	I3 to I4	I4 to I5	I5 to I6	I6 to I7	I7 to SF	Lap	
1	T	9.0729	13.0767	12.7974	21.3199	18.3565	20.4998	14.1446	9.8576	119.1254
	S	51.627	40.565	68.675	49.729	61.658	53.615	50.758	60.175	54.396
2	T	11.8923	13.8652	11.9114	22.0044	19.2791	22.5250	15.8507	12.9107	130.2388
	S	39.388	38.258	73.783	48.183	58.707	48.794	45.295	45.945	49.755
3	T	14.8014	12.0555	11.5507	20.5782	17.5740	18.7513	14.0003	6.1367	115.4481
	S	31.646	44.001	76.087	51.522	64.403	58.614	51.281	96.661	56.129
4	T	5.2276	12.1529	11.5820	20.6049	16.7559	18.1289	13.9510	6.2156	104.6188
	S	89.603	43.648	75.882	51.455	67.547	60.626	51.463	95.434	61.939
5	T	4.9996	10.3422	11.1914	20.2155	17.2326	16.8045	13.1320	6.0772	99.9950
	S	93.689	51.290	78.530	52.446	65.679	65.405	54.672	97.608	64.803
6	T	4.8715	10.2621	12.3643					6.0953	101.7188
	S	96.153	51.691	71.081					97.318	63.705
7	T									89.1506
	S									72.686
8	T									93.5725
	S									69.251
9	T	16.5398							91.7385	97.4790
	S	28.320							6.466	66.476
10	T									216.3594
	S									29.950
11	T									273.5510
	S									23.688

Event: Peninsula Pipeline GP of St. Petersburg  
Track: St Petersburg Street Circuit  
Report: Section Data Report  
Session: Race 1

Round 1  
1.8 mile(s)  
USF2000  
March 29, 2014



Section Data for Car 14 - Latorre, Florian

Lap	T/SF to I1	I1 to I2	I2 to I3	I3 to I4	I4 to I5	I5 to I6	I6 to I7	I7 to SF	Lap	
1	T	8.7069	11.0792	11.9756	22.7792	20.1277	19.8254	13.7182	11.1220	119.3342
	S	53.797	47.878	73.388	46.544	56.232	55.439	52.336	53.334	54.301
2	T	9.4140	10.8069	11.7184	23.9388	23.1660	23.7866	15.4084	12.3504	130.5895
	S	49.757	49.085	74.999	44.289	48.857	46.206	46.595	48.029	49.621
3	T	11.1258	10.4864	11.4489	23.8299	20.6502	18.6537	14.6434	5.9204	116.7587
	S	42.101	50.585	76.764	44.491	54.809	58.921	49.029	100.193	55.499
4	T	4.5009	10.5131	10.7241	19.6802	15.3036	15.8714	12.3945	5.9038	94.8916
	S	104.070	50.457	81.952	53.873	73.958	69.250	57.925	100.475	68.288
5	T	4.2427	10.1064	10.3303	18.9979	15.0254	14.8835	12.2067	5.9021	91.6950
	S	110.404	52.487	85.076	55.808	75.327	73.846	58.816	100.504	70.669
6	T	4.4387	16.0265	10.0748	19.0186	14.9235	14.5903	12.2073	5.8887	97.1684
	S	105.528	33.099	87.234	55.747	75.841	75.330	58.814	100.732	66.688
7	T	4.3572	9.6338	9.8487	19.1618	14.7551	14.4677	12.3986	5.9987	90.6216
	S	107.502	55.062	89.237	55.330	76.707	75.969	57.906	98.885	71.506
8	T	4.3007	9.8744	9.6312	19.0368	14.5747	14.3323	12.0791	5.8535	89.6827
	S	108.915	53.720	91.252	55.694	77.656	76.686	59.438	101.338	72.255
9	T	4.1259	10.7035	9.7385	18.7537	14.7036	14.5090	12.0104	5.8410	90.3856
	S	113.529	49.559	90.246	56.534	76.976	75.752	59.778	101.555	71.693
10	T	4.3001	9.7085	9.5554	19.4623	14.9557	14.5999	12.7606	6.2022	91.5447
	S	108.930	54.638	91.976	54.476	75.678	75.281	56.263	95.641	70.785
11	T	5.1847	9.8799	10.4582	21.5357	22.3568	23.1594	14.8550	11.8814	119.3111
	S	90.344	53.690	84.036	49.231	50.625	47.458	48.331	49.925	54.312
12	T	9.6378	11.0528	14.4287	24.6064	20.9881	20.3502	13.6760	5.8957	120.6357
	S	48.601	47.993	60.911	43.087	53.927	54.009	52.497	100.613	53.715
13	T	4.6273	9.8634	10.9163	19.3760	15.1926	14.5506	12.2552	5.8846	92.6660
	S	101.227	53.780	80.509	54.719	74.498	75.536	58.584	100.802	69.929
14	T	4.3416	9.2454	9.7864	18.9649	15.0791	14.4789	12.0312	5.8539	89.7814
	S	107.889	57.375	89.805	55.905	75.059	75.910	59.674	101.331	72.175
15	T	4.1629	9.2873	9.6285	18.9897	14.9028	15.1327	12.1867	5.8765	90.1671
	S	112.520	57.116	91.277	55.832	75.947	72.630	58.913	100.941	71.867
16	T	4.5261	9.8526	12.5384	25.8270	17.7858				
	S	103.491	53.839	70.094	41.051	63.636				

Event: Peninsula Pipeline GP of St. Petersburg  
Track: St Petersburg Street Circuit  
Report: Section Data Report  
Session: Race 1

Round 1  
1.8 mile(s)  
USF2000  
March 29, 2014



Section Data for Car 17 - Franzoni, Victor (R)

Lap	T/SF to I1	I1 to I2	I2 to I3	I3 to I4	I4 to I5	I5 to I6	I6 to I7	I7 to SF	Lap	
1	T	6.3426	11.4362	13.7379	24.7221	19.7211	18.9952	14.9190	8.0190	117.8931
	S	73.851	46.384	63.974	42.886	57.391	57.862	48.124	73.972	54.965
2	T	7.0988	11.5117	15.1694	25.1465	21.9700	22.2920	15.8091	10.1994	129.1969
	S	65.984	46.080	57.937	42.162	51.517	49.304	45.414	58.159	50.156
3	T	9.1750	11.7595	14.2753	26.0359	20.8432	20.0488	15.9320	6.4802	124.5499
	S	51.053	45.109	61.565	40.722	54.302	54.821	45.064	91.538	52.027
4	T	4.2789	9.7033	9.9960	19.0472	14.8545	14.7463	12.3544	5.9505	90.9311
	S	109.470	54.667	87.922	55.663	76.194	74.533	58.113	99.686	71.263
5	T	4.4146	9.5415	9.7320	18.6747	14.2643	14.5410	12.2194	5.9029	89.2904
	S	106.105	55.594	90.307	56.773	79.346	75.586	58.755	100.490	72.572
6	T	4.2749	9.4714	10.2130	18.8053	14.5276	14.3346	12.1537	5.8135	89.5940
	S	109.572	56.006	86.053	56.379	77.908	76.674	59.073	102.035	72.326
7	T	4.2305	9.4862	9.3502	18.6199	14.3133	14.6835	12.2403	5.9525	88.8764
	S	110.722	55.919	93.994	56.941	79.075	74.852	58.655	99.653	72.910
8	T	4.2582	9.5976	9.3713	18.7140	14.3781	14.5537	12.3154	5.8864	89.0747
	S	110.002	55.269	93.782	56.654	78.718	75.520	58.297	100.772	72.748
9	T	4.3692	9.0904	9.3821	18.4480	14.2772	14.3057	12.0060	5.8216	87.7002
	S	107.207	58.353	93.675	57.471	79.275	76.829	59.800	101.893	73.888
10	T	4.1953	9.0560	9.7086	18.3786	14.3506	14.2223	12.1129	5.9115	87.9358
	S	111.651	58.575	90.524	57.688	78.869	77.279	59.272	100.344	73.690
11	T	5.1010	10.9960	16.9025	29.1481	24.1660	22.6287	16.2095	10.4744	135.6262
	S	91.827	48.241	51.996	36.374	46.835	48.571	44.292	56.632	47.778
12	T	8.8029	12.1728	14.7114	25.5997	21.7629	20.5711	16.0135	6.0543	125.6886
	S	53.211	43.577	59.740	41.416	52.007	53.429	44.834	97.977	51.556
13	T	4.1866	9.1536	9.9309	18.5484	14.4225	14.1278	12.0851	5.8314	88.2863
	S	111.883	57.950	88.498	57.160	78.476	77.796	59.408	101.722	73.398
14	T	4.2544	9.2524	9.4997	18.6546	14.1401	14.1482	12.0109	5.7781	87.7384
	S	110.100	57.332	92.515	56.835	80.043	77.684	59.775	102.660	73.856
15	T	4.2504	9.2298	9.6831	18.9696	14.6006	14.4051	12.2595	5.8203	89.2184
	S	110.204	57.472	90.763	55.891	77.519	76.299	58.563	101.916	72.631
16	T	4.8650	12.2966	16.5575	25.4290	17.6622				
	S	96.281	43.138	53.079	41.694	64.081				

Event: Peninsula Pipeline GP of St. Petersburg  
Track: St Petersburg Street Circuit  
Report: Section Data Report  
Session: Race 1

Round 1  
1.8 mile(s)  
USF2000  
March 29, 2014



Section Data for Car 18 - Slaghekke, Jeroen

Lap	T/SF to I1	I1 to I2	I2 to I3	I3 to I4	I4 to I5	I5 to I6	I6 to I7	I7 to SF	Lap	
1	T	9.3356	11.8697	11.6819	21.7475	19.4256	19.9437	13.5497	11.3317	118.8854
	S	50.175	44.690	75.233	48.752	58.264	55.110	52.987	52.347	54.506
2	T	12.3708	12.7216	10.8416	20.4784	22.1189	23.0944	15.5058	13.2101	130.3416
	S	37.864	41.697	81.064	51.773	51.170	47.591	46.302	44.904	49.716
3	T	14.6583	11.3348	10.9528	20.1682	18.8591	18.7447	13.8611	6.0391	114.6181
	S	31.955	46.799	80.241	52.569	60.014	58.635	51.796	98.224	56.536
4	T	4.7292	10.0882	10.1290	19.5287	14.9801	15.7174	12.6099	5.8867	93.6692
	S	99.046	52.582	86.767	54.291	75.555	69.928	56.936	100.766	69.180
5	T	4.7565	9.6790	9.8783	19.3874	14.9802	15.4408	12.4801	5.8738	92.4761
	S	98.478	54.805	88.969	54.686	75.554	71.181	57.528	100.988	70.072
6	T	4.3933	9.4213	9.9100	19.0271	14.7478	14.6824	12.4765	5.8877	90.5461
	S	106.619	56.304	88.685	55.722	76.745	74.858	57.545	100.749	71.566
7	T	4.4661	9.3449	9.8688	18.9401	14.6013	15.0025	12.3916	5.8577	90.4730
	S	104.881	56.764	89.055	55.978	77.515	73.261	57.939	101.265	71.624
8	T	4.1583	10.3321	9.7940	18.4979	14.4420	14.5641	12.2418	5.8490	89.8792
	S	112.644	51.340	89.735	57.316	78.370	75.466	58.648	101.416	72.097
9	T	4.5578	9.2791	9.6752	45.3504	14.8683	14.3521	16.1193	6.0150	120.2172
	S	102.771	57.167	90.837	23.379	76.123	76.580	44.540	98.617	53.902
10	T	4.2351	10.1403	9.6245	19.0094	14.6123	14.8937	12.2987	5.8843	90.6983
	S	110.602	52.312	91.315	55.774	77.457	73.796	58.376	100.808	71.446
11	T	4.4503	9.3990	9.7311	19.0893	14.7374	17.9799	14.0304	7.8572	97.2746
	S	105.253	56.437	90.315	55.540	76.799	61.129	51.171	75.495	66.616
12	T	9.8532	11.1295	12.2312	24.4021	20.9227	19.8737	13.5849	5.8627	117.8600
	S	47.539	47.662	71.854	43.448	54.095	55.304	52.849	101.179	54.980
13	T	4.5934	9.9068	10.6641	19.3279	16.5563	14.5075	12.3096	5.8479	93.7135
	S	101.974	53.544	82.413	54.855	68.362	75.760	58.325	101.435	69.147
14	T	4.3299	9.2771	9.7789	18.7690	14.6720	14.4072	12.3828	5.8541	89.4710
	S	108.180	57.179	89.873	56.488	77.141	76.288	57.980	101.328	72.426
15	T	4.1708	9.7683	9.7420	19.1157	14.6162	14.6714	12.8280	5.9108	90.8232
	S	112.307	54.304	90.214	55.464	77.436	74.914	55.968	100.356	71.347
16	T	4.5624	9.5208	11.0891	25.6787	17.0900				
	S	102.667	55.715	79.255	41.288	66.227				

Event: Peninsula Pipeline GP of St. Petersburg  
Track: St Petersburg Street Circuit  
Report: Section Data Report  
Session: Race 1

Round 1  
1.8 mile(s)  
USF2000  
March 29, 2014



Section Data for Car 2 - Eidson, Jake

Lap	T/SF to I1	I1 to I2	I2 to I3	I3 to I4	I4 to I5	I5 to I6	I6 to I7	I7 to SF	Lap	
1	T	8.0594	10.8353	12.5568	22.9468	19.5481	19.1085	14.6751	11.2132	118.9432
	S	58.120	48.956	69.991	46.204	57.899	57.518	48.923	52.900	54.480
2	T	8.4698	10.1579	12.3443	24.3746	22.4964	25.3688	14.8384	12.5687	130.6189
	S	55.303	52.221	71.196	43.497	50.311	43.325	48.385	47.195	49.610
3	T	9.9312	10.4086	10.6014	25.5730	20.3899	19.8375	15.2962	6.1876	118.2254
	S	47.165	50.963	82.901	41.459	55.509	55.405	46.937	95.866	54.811
4	T	4.3955	9.9842	9.9262	19.5852	14.7309	14.9798	12.3687	5.8451	91.8156
	S	106.566	53.129	88.540	54.134	76.833	73.372	58.046	101.484	70.576
5	T	4.4118	9.7746	9.5976	19.3253	14.3963	14.8219	12.2603	5.8420	90.4298
	S	106.172	54.269	91.571	54.862	78.619	74.153	58.559	101.537	71.658
6	T	4.3074	9.5444	9.5128	19.5449	14.8172	15.0527	12.4734	5.8997	91.1525
	S	108.745	55.578	92.387	54.246	76.385	73.016	57.559	100.544	71.090
7	T	4.4261	9.4317	9.5794	19.3614	14.4149	14.6233	12.3183	5.8350	89.9901
	S	105.829	56.242	91.745	54.760	78.517	75.160	58.284	101.659	72.008
8	T	4.3230	9.7103	9.5401	19.3060	14.5940	14.4624	12.3326	5.8730	90.1414
	S	108.353	54.628	92.123	54.917	77.554	75.996	58.216	101.002	71.887
9	T	4.2672	9.8520	10.0675	19.2201	14.6918	14.5817	14.0496	5.7918	92.5217
	S	109.770	53.842	87.297	55.162	77.037	75.375	51.101	102.418	70.038
10	T	4.3137	9.3390	9.5102	19.3155	14.4006	14.9489	12.4893	5.8582	90.1754
	S	108.586	56.800	92.413	54.890	78.595	73.523	57.486	101.257	71.860
11	T	4.4112	9.4399	10.4339	28.3829	23.1004	22.4781	16.3167	10.7834	125.3465
	S	106.186	56.193	84.232	37.354	48.996	48.896	44.001	55.009	51.697
12	T	8.9296	11.7570	14.8560	24.8964	21.4643	20.3089	15.5891	6.0168	123.8181
	S	52.456	45.118	59.159	42.586	52.730	54.119	46.055	98.588	52.335
13	T	4.3511	9.5518	9.9604	19.1816	14.4723	14.4987	12.2226	5.7995	90.0380
	S	107.653	55.535	88.236	55.273	78.206	75.806	58.740	102.282	71.970
14	T	4.2805	9.1711	9.6001	19.4417	14.5520	14.3580	12.3738	5.8974	89.6746
	S	109.429	57.840	91.547	54.534	77.778	76.549	58.022	100.584	72.261
15	T	4.3138	9.2126	9.3567	19.0280	15.4129	14.8435	12.3430	5.8569	90.3674
	S	108.584	57.579	93.929	55.719	73.433	74.045	58.167	101.279	71.707
16	T	4.4940	9.2752	14.5212	22.9032	17.4967				
	S	104.230	57.191	60.523	46.292	64.688				

Event: Peninsula Pipeline GP of St. Petersburg  
 Track: St Petersburg Street Circuit  
 Report: Section Data Report  
 Session: Race 1

Round 1  
 1.8 mile(s)  
 USF2000  
 March 29, 2014



Section Data for Car 23 - Owen, Will (R)

Lap	T/SF to I1	I1 to I2	I2 to I3	I3 to I4	I4 to I5	I5 to I6	I6 to I7	I7 to SF	Lap	
1	T	9.3007	11.6913	11.4903	21.9223	19.5806	19.8167	13.7076	11.4053	118.9148
	S	50.363	45.372	76.487	48.363	57.803	55.463	52.376	52.009	54.493
2	T	12.1645	12.2065	10.8302	20.4433	22.6593	23.1424	15.7580	13.2938	130.4980
	S	38.506	43.457	81.149	51.862	49.949	47.493	45.561	44.621	49.656
3	T	14.1857	11.1447	11.0092	20.3765	18.9352	18.6229	14.0961	6.0521	114.4224
	S	33.020	47.597	79.830	52.032	59.773	59.018	50.933	98.013	56.632
4	T	4.7067	9.9003	10.2637	19.5137	15.0567	15.2221	12.5880	6.0058	93.2570
	S	99.520	53.580	85.628	54.332	75.170	72.204	57.035	98.768	69.485
5	T	4.7271	9.6613	10.1706	19.5632	14.7686	14.8001	12.3597	5.9082	91.9588
	S	99.090	54.905	86.412	54.195	76.637	74.262	58.088	100.400	70.466
6	T	4.8316	9.5730	9.7915	19.1652	14.5646	14.6174	12.3758	5.9360	90.8551
	S	96.947	55.412	89.758	55.320	77.710	75.191	58.013	99.930	71.322
7	T	4.6498	9.5489	9.8921	19.1081	14.3548	14.3047	12.1518	5.9136	89.9238
	S	100.737	55.551	88.845	55.486	78.846	76.834	59.082	100.308	72.061
8	T	4.4829	9.5679	9.8454	19.3276	14.7098	14.4590	12.1631	5.9228	90.4785
	S	104.488	55.441	89.266	54.856	76.943	76.014	59.027	100.152	71.619
9	T	4.5700	9.1887	9.6506	19.0528	14.5965	14.3147	12.1721	5.9285	89.4739
	S	102.497	57.729	91.068	55.647	77.540	76.781	58.984	100.056	72.423
10	T	4.5077	9.3377	9.6998						
	S	103.913	56.808	90.606						

Event: Peninsula Pipeline GP of St. Petersburg  
Track: St Petersburg Street Circuit  
Report: Section Data Report  
Session: Race 1

Round 1  
1.8 mile(s)  
USF2000  
March 29, 2014



Section Data for Car 24 - Portante, Peter

Lap	T/SF to I1	I1 to I2	I2 to I3	I3 to I4	I4 to I5	I5 to I6	I6 to I7	I7 to SF	Lap	
1	T	8.5330	10.6549	11.7580	22.7012	20.1308	20.0612	13.9538	10.7037	118.4966
	S	54.894	49.785	74.746	46.704	56.223	54.787	51.452	55.418	54.685
2	T	9.4218	10.9081	11.6511	23.9429	23.2155	23.8279	15.2684	12.3669	130.6026
	S	49.715	48.629	75.432	44.281	48.753	46.126	47.022	47.965	49.616
3	T	11.3732	10.4066	11.0736	23.9702	20.7267	18.5275	14.7917	5.9402	116.8097
	S	41.185	50.973	79.366	44.231	54.607	59.322	48.538	99.859	55.475
4	T	4.6926	9.6719	10.2222	19.6991	15.2180	15.3652	12.4697	5.9089	93.2476
	S	99.819	54.845	85.976	53.821	74.374	71.531	57.576	100.388	69.492
5	T	4.2030	10.5156	10.0764	19.0291	14.6861	14.7834	12.4937	5.9563	91.7436
	S	111.446	50.445	87.220	55.716	77.067	74.346	57.465	99.589	70.632
6	T	4.3323	9.4288	9.8156	19.3362	14.8116	14.9878	12.4262	5.9463	91.0848
	S	108.120	56.259	89.537	54.831	76.414	73.332	57.777	99.756	71.142
7	T	4.5208	9.3578	9.5718	19.0359	14.4963	14.9579	12.3949	5.9510	90.2864
	S	103.612	56.686	91.818	55.696	78.076	73.479	57.923	99.678	71.772
8	T	4.4648	9.4219	9.6403	18.8922	14.4872	14.6467	12.2616	5.8919	89.7066
	S	104.912	56.300	91.166	56.120	78.125	75.040	58.553	100.678	72.235
9	T	4.3557	9.7697	9.8402	19.4212	14.4767	14.5473	12.3588	5.8899	90.6595
	S	107.539	54.296	89.314	54.591	78.182	75.553	58.093	100.712	71.476
10	T	4.3346	9.2841	9.5478	19.6231	14.5482	15.1717	12.7149	6.1853	91.4097
	S	108.063	57.136	92.049	54.030	77.798	72.443	56.466	95.902	70.890
11	T	5.1872	9.6067	10.1923	26.0315	23.1039	22.3426	15.8308	10.8229	123.1179
	S	90.301	55.217	86.228	40.729	48.988	49.193	45.352	54.808	52.632
12	T	8.9795	12.2850	14.6280	24.9621	21.2457	20.0652	15.1485	5.9990	123.3130
	S	52.164	43.179	60.081	42.473	53.273	54.776	47.394	98.880	52.549
13	T	4.3729	9.7133	25.3134	21.1022	15.8230	14.8581	12.7034	5.9459	109.8322
	S	107.116	54.611	34.719	50.242	71.530	73.973	56.517	99.763	58.999
14	T	4.4610	9.5999	10.1664	19.1516	15.2131	14.8088	12.4685	5.9055	91.7748
	S	105.001	55.256	86.448	55.360	74.398	74.219	57.581	100.446	70.608
15	T	4.4493	9.3779	10.0841	19.8663	15.2483	15.2411	12.5879	6.0327	92.8876
	S	105.277	56.564	87.153	53.368	74.226	72.114	57.035	98.328	69.762
16	T	5.4276	10.6172	12.7020	22.8081					
	S	86.301	49.962	69.191	46.485					

Event: Peninsula Pipeline GP of St. Petersburg  
Track: St Petersburg Street Circuit  
Report: Section Data Report  
Session: Race 1

Round 1  
1.8 mile(s)  
USF2000  
March 29, 2014



Section Data for Car 3 - Andres, Keyran (R)

Lap	T/SF to I1	I1 to I2	I2 to I3	I3 to I4	I4 to I5	I5 to I6	I6 to I7	I7 to SF	Lap	
1	T	8.5636	11.1448	11.5621	23.0824	19.7160	20.1164	13.4537	10.8676	118.5066
	S	54.698	47.597	76.012	45.932	57.406	54.637	53.365	54.583	54.680
2	T	11.1290	11.2165	11.1525	22.3071	23.6715	23.1091	15.0540	13.1103	130.7500
	S	42.089	47.292	78.804	47.529	47.814	47.561	47.692	45.245	49.560
3	T	12.0639	10.5790	11.4774	22.2461	20.5045	18.5269	14.2153	5.9665	115.5796
	S	38.827	50.142	76.573	47.659	55.199	59.324	50.506	99.419	56.065
4	T	4.3130	26.5553	11.0477	20.1607	15.5256	15.9863	12.6248	5.9080	112.1214
	S	108.604	19.975	79.552	52.589	72.900	68.752	56.869	100.403	57.794
5	T	4.9413	9.7384	10.9407	20.2893	15.7599	16.2634	12.8709	5.9443	96.7482
	S	94.795	54.470	80.330	52.255	71.816	67.581	55.781	99.790	66.978
6	T	4.6376	10.4033	11.2259	20.0233	15.4536	15.9307	12.4855	5.9131	96.0730
	S	101.002	50.989	78.289	52.950	73.240	68.992	57.503	100.317	67.449
7	T	4.5091	9.9780	10.5877	19.8696	15.3075	15.6291	12.6134	5.9974	94.4918
	S	103.881	53.162	83.008	53.359	73.939	70.323	56.920	98.906	68.577
8	T	4.5404	9.4808	10.5139	19.8806	14.8117	15.7580	12.6555	5.9316	93.5725
	S	103.165	55.950	83.591	53.330	76.414	69.748	56.731	100.004	69.251
9	T	4.5894	10.0783	10.2894	20.3881	14.9361	15.7096	12.3316	5.8394	94.1619
	S	102.063	52.633	85.414	52.002	75.777	69.963	58.221	101.583	68.818
10	T	4.2790	10.4211	10.2847	20.2881	15.8742	16.2353	12.6048	5.8968	95.8840
	S	109.467	50.902	85.454	52.259	71.299	67.698	56.959	100.594	67.582
11	T	4.3666	9.6731	10.4395	20.5544	15.3762	15.7875	12.5349	5.8654	94.5976
	S	107.271	54.838	84.186	51.582	73.608	69.618	57.276	101.132	68.501
12	T	4.6411	9.6416	10.8785	23.0403	21.2698	19.3093	13.7530	5.9448	108.4784
	S	100.926	55.017	80.789	46.016	53.212	56.920	52.203	99.782	59.735
13	T	4.6856	10.1782	10.3495	20.3556	16.2356	15.4845	12.6133	5.9710	95.8733
	S	99.968	52.117	84.918	52.085	69.712	70.980	56.920	99.344	67.589
14	T	4.6406	9.7453	10.2214	19.9598	15.4795	15.8081	12.3247	5.9156	94.0950
	S	100.937	54.432	85.983	53.118	73.117	69.527	58.253	100.274	68.867
15	T	4.3918	9.8747	9.9604	20.0314	15.5828	16.4195	12.6841	5.9151	94.8598
	S	106.655	53.719	88.236	52.928	72.633	66.938	56.603	100.283	68.311
16	T	4.4890	9.8775	10.0919	20.4309	15.9993				
	S	104.346	53.703	87.086	51.893	70.742				



Event: Peninsula Pipeline GP of St. Petersburg  
Track: St Petersburg Street Circuit  
Report: Section Data Report  
Session: Race 1

Round 1  
1.8 mile(s)  
USF2000  
March 29, 2014



Section Data for Car 4 - Burkett, Daniel

Lap	T/SF to I1	I1 to I2	I2 to I3	I3 to I4	I4 to I5	I5 to I6	I6 to I7	I7 to SF	Lap	
1	T	8.6728	11.0507	11.2805	22.4825	20.4185	20.2375	13.7598	10.3677	118.2700
	S	54.009	48.002	77.910	47.158	55.431	54.310	52.178	57.214	54.790
2	T	11.4376	10.9683	11.4168	22.0265	23.3425	23.6824	15.1886	12.4706	130.5333
	S	40.953	48.363	76.980	48.134	48.487	46.410	47.269	47.566	49.643
3	T	11.7219	11.0220	11.0226	22.9455	20.7687	18.4316	14.4248	5.7911	116.1282
	S	39.960	48.127	79.733	46.206	54.496	59.631	49.772	102.430	55.800
4	T	4.6109	10.4731	10.4813	20.2319	14.9980	15.4590	12.7121	5.9573	94.9236
	S	101.587	50.649	83.851	52.404	75.465	71.097	56.478	99.572	68.265
5	T	4.5462	9.6914	10.2831	19.3602	14.8397	15.0041	11.9760	5.8257	91.5264
	S	103.033	54.735	85.467	54.763	76.270	73.253	59.949	101.822	70.799
6	T	4.6675	9.7684	9.6751	19.1410	14.6676	14.8248	12.0960	5.8468	90.6872
	S	100.355	54.303	90.838	55.390	77.165	74.139	59.355	101.454	71.454
7	T	4.5823	9.5624	9.6776	18.9949	14.3725	14.5947	11.9879	5.8536	89.6259
	S	102.221	55.473	90.814	55.816	78.749	75.308	59.890	101.336	72.301
8	T	4.3636	9.6017	9.5054	19.0082	14.5963	14.7328	12.3030	5.9183	90.0293
	S	107.345	55.246	92.459	55.777	77.541	74.602	58.356	100.228	71.977
9	T	4.2970	9.5719	9.7821	19.3067	14.4073	14.8057	12.2608	5.8167	90.2482
	S	109.008	55.418	89.844	54.915	78.559	74.234	58.557	101.979	71.802
10	T	4.2578	9.3555	9.6433	19.5657	14.5751	15.2562	12.8639	6.0815	91.5990
	S	110.012	56.700	91.137	54.188	77.654	72.042	55.812	97.539	70.743
11	T	5.5330	10.1544	9.9216	25.4913	23.2368	22.2815	15.7382	11.2408	123.5976
	S	84.657	52.239	88.581	41.592	48.708	49.328	45.619	52.770	52.428
12	T	9.0602	11.6009	14.8887	24.7853	21.2512	20.1184	14.7134	5.9319	122.3500
	S	51.700	45.725	59.029	42.776	53.259	54.631	48.796	99.999	52.963
13	T	4.4119	9.7975	11.5743	18.6965	14.6619	14.3054	12.2808	5.8386	91.5669
	S	106.169	54.142	75.932	56.707	77.195	76.830	58.462	101.597	70.768
14	T	4.2454	9.2289	9.7018	19.3130	15.0377	14.4987	12.4301	5.8641	90.3197
	S	110.333	57.478	90.588	54.897	75.265	75.806	57.759	101.155	71.745
15	T	4.4054	9.3908	9.4846	18.8780	14.5870	14.8101	12.3356	5.8962	89.7877
	S	106.326	56.487	92.662	56.162	77.591	74.212	58.202	100.604	72.170
16	T	4.7796	10.6144	12.6697	24.0559	17.3429				
	S	98.002	49.975	69.367	44.073	65.261				

Event: Peninsula Pipeline GP of St. Petersburg  
 Track: St Petersburg Street Circuit  
 Report: Section Data Report  
 Session: Race 1

Round 1  
 1.8 mile(s)  
 USF2000  
 March 29, 2014



Section Data for Car 41 - Jamin, Nico (R)

Lap	T/SF to I1	I1 to I2	I2 to I3	I3 to I4	I4 to I5	I5 to I6	I6 to I7	I7 to SF	Lap	
1	T	8.4327	10.8309	11.6819	22.7057	20.1035	20.3298	13.4551	10.8209	118.3605
	S	55.547	48.976	75.233	46.694	56.300	54.063	53.359	54.818	54.748
2	T	11.3837	10.5211	11.0905	22.7855	23.3605	23.4105	15.3441	12.8098	130.7057
	S	41.147	50.418	79.245	46.531	48.450	46.949	46.790	46.307	49.577
3	T	11.3681	10.5481	11.8163	22.5545	20.5451	18.2982	14.4748	5.9417	115.5468
	S	41.204	50.289	74.377	47.007	55.089	60.066	49.600	99.834	56.081
4	T	4.9330	9.9905	10.3868	19.1884	15.0852	15.1595	12.6878	6.0168	93.4480
	S	94.954	53.096	84.614	55.254	75.028	72.502	56.586	98.588	69.343
5	T	4.3964	9.5343	10.3213	18.9637	14.7155	14.7113	12.4273	5.9460	91.0158
	S	106.544	55.636	85.150	55.908	76.913	74.711	57.772	99.761	71.196
6	T	4.3262	9.5432	9.7195	18.6666	14.4312	14.7764	12.0891	5.9535	89.5057
	S	108.273	55.585	90.423	56.798	78.429	74.382	59.389	99.636	72.398
7	T	4.2904	9.1196	9.6806	18.5483	14.5168	14.5059	12.0981	5.8895	88.6492
	S	109.176	58.166	90.786	57.160	77.966	75.769	59.344	100.719	73.097
8	T	4.2437	9.4446	9.6105	18.6837	14.3187	14.5307	12.0366	5.9147	88.7832
	S	110.378	56.165	91.448	56.746	79.045	75.639	59.648	100.289	72.987
9	T	4.2305	9.8333	10.0166	18.6004	14.3128	14.1814	12.0465	5.9293	89.1508
	S	110.722	53.945	87.741	57.000	79.077	77.502	59.599	100.042	72.686
10	T	4.2327	9.2283	9.5486	18.5532	14.7257	14.2092	12.5320	6.0924	89.1221
	S	110.664	57.481	92.041	57.145	76.860	77.351	57.290	97.364	72.709
11	T	4.4129	9.2546	12.5636	29.1686	23.6710	22.3495	16.4173	10.6685	128.5060
	S	106.145	57.318	69.953	36.348	47.815	49.177	43.732	55.601	50.426
12	T	8.7813	12.0126	14.7436	25.3598	21.5002	20.4066	15.7089	6.0367	124.5497
	S	53.342	44.158	59.610	41.807	52.642	53.860	45.704	98.263	52.027
13	T	4.3463	9.5409	9.8949	18.8370	14.2884	14.4268	12.2812	5.9058	89.5213
	S	107.772	55.598	88.820	56.284	79.212	76.184	58.460	100.441	72.385
14	T	4.2420	9.2744	9.7864	18.7292	14.3064	14.4627	12.2067	5.8983	88.9061
	S	110.422	57.196	89.805	56.608	79.113	75.995	58.816	100.568	72.886
15	T	4.2139	9.1677	9.7073	19.4737	15.1195	14.2658	12.0991	5.9328	89.9798
	S	111.158	57.861	90.536	54.444	74.858	77.044	59.340	99.983	72.016
16	T	4.4715	10.3412	15.1565	22.7279	17.7867				
	S	104.754	51.295	57.986	46.649	63.633				

Event: Peninsula Pipeline GP of St. Petersburg  
 Track: St Petersburg Street Circuit  
 Report: Section Data Report  
 Session: Race 1

Round 1  
 1.8 mile(s)  
 USF2000  
 March 29, 2014



Section Data for Car 5 - Telitz, Aaron (R)

Lap	T/SF to I1	I1 to I2	I2 to I3	I3 to I4	I4 to I5	I5 to I6	I6 to I7	I7 to SF	Lap	
1	T	7.5437	10.9583	12.2080	24.0030	19.6945	19.1923	14.7376	9.7792	118.1166
	S	62.093	48.407	71.991	44.171	57.469	57.267	48.716	60.657	54.861
2	T	7.9055	10.1690	13.8591	24.5761	22.7037	24.1072	14.1330	12.4377	129.8913
	S	59.251	52.164	63.414	43.141	49.852	45.592	50.800	47.692	49.888
3	T	9.6914	10.0107	12.5094	25.9726	20.7660	19.6931	15.6037	6.3602	120.6071
	S	48.332	52.989	70.256	40.821	54.503	55.811	46.012	93.265	53.728
4	T	4.6468	9.4221	10.2708	20.4192	15.1184	14.9118	12.2802	5.8852	92.9545
	S	100.803	56.299	85.569	51.923	74.864	73.706	58.464	100.792	69.712
5	T	4.4650	9.3544	9.8767	19.1635	14.8289	14.7470	12.3717	5.8732	90.6804
	S	104.907	56.706	88.984	55.325	76.325	74.530	58.032	100.998	71.460
6	T	4.4628	9.3169	9.8028	18.9323	14.8844	14.7140	12.3803	5.8284	90.3219
	S	104.959	56.935	89.654	56.001	76.041	74.697	57.992	101.774	71.743
7	T	4.4590	9.6542	9.8246	19.0968	14.6974	14.5770	12.2673	5.8129	90.3892
	S	105.048	54.945	89.455	55.519	77.008	75.399	58.526	102.046	71.690
8	T	4.3232	9.5324	9.6360	19.4689	14.9245	14.5376	12.1456	5.8478	90.4160
	S	108.348	55.648	91.206	54.457	75.836	75.603	59.112	101.437	71.669
9	T	4.2573	9.4819	9.8316	18.9733	14.7666	14.5132	12.3208	5.8003	89.9450
	S	110.025	55.944	89.392	55.880	76.647	75.730	58.272	102.267	72.044
10	T	4.1770	9.3814	9.4494	18.5163	14.4264	14.1307	12.2458	5.9109	88.2379
	S	112.140	56.543	93.007	57.259	78.455	77.780	58.629	100.354	73.438
11	T	4.8943	9.3160	11.7659	29.2777	23.3235	22.4752	16.3660	10.7411	128.1597
	S	95.705	56.940	74.696	36.213	48.527	48.902	43.869	55.225	50.562
12	T	8.4637	12.2579	14.6410	25.2285	21.4764	20.3767	15.6458	6.0607	124.1507
	S	55.343	43.275	60.028	42.025	52.701	53.939	45.888	97.873	52.195
13	T	4.3399	9.4267	9.9817	18.9214	14.3840	14.3589	12.2382	5.8536	89.5044
	S	107.931	56.271	88.047	56.033	78.686	76.544	58.665	101.336	72.399
14	T	4.1858	9.4806	9.7253	32.9500					
	S	111.904	55.952	90.369	32.177					

Event: Peninsula Pipeline GP of St. Petersburg  
Track: St Petersburg Street Circuit  
Report: Section Data Report  
Session: Race 1

Round 1  
1.8 mile(s)  
USF2000  
March 29, 2014



Section Data for Car 61 - List, Andrew (R)

Lap	T/SF to I1	I1 to I2	I2 to I3	I3 to I4	I4 to I5	I5 to I6	I6 to I7	I7 to SF	Lap	
1	T	9.2761	12.5153	12.6643	21.5737	18.1431	20.4663	13.9648	10.3426	118.9462
	S	50.496	42.384	69.397	49.144	62.383	53.702	51.412	57.353	54.478
2	T	12.4160	13.6964	11.6128	22.0233	19.0667	22.6658	15.3309	13.5281	130.3400
	S	37.726	38.729	75.681	48.141	59.361	48.491	46.831	43.848	49.716
3	T	15.5791	11.7048	11.7218	20.7175	17.2152	18.8539	13.9048	6.4072	116.1043
	S	30.067	45.319	74.977	51.175	65.745	58.295	51.634	92.581	55.812
4	T	5.8119	10.5613	11.0996	20.5261	16.7835	18.5688	13.4445	6.3163	103.1120
	S	80.595	50.226	79.180	51.653	67.436	59.190	53.401	93.913	62.844
5	T	5.2555	10.2671	10.7793	20.5095	16.1413	15.8019	13.0830	6.0024	97.8400
	S	89.127	51.665	81.533	51.694	70.119	69.554	54.877	98.824	66.231
6	T	4.7128	9.6756	10.7543	19.8177	15.3036	15.5462	12.8826	5.9991	94.6919
	S	99.391	54.824	81.722	53.499	73.958	70.698	55.731	98.878	68.432
7	T	5.0822	9.7197	10.2023	20.0530	14.8703	15.4065	13.2144	6.0989	94.6473
	S	92.167	54.575	86.144	52.871	76.113	71.339	54.331	97.260	68.465
8	T	4.8164	10.1143	10.7386	20.5993	15.3198	15.8109	13.0288	6.0581	96.4862
	S	97.253	52.446	81.842	51.469	73.879	69.515	55.105	97.915	67.160
9	T	4.6017	9.9236	10.5778	21.3177	15.7819	15.4707	12.9544	6.0301	96.6579
	S	101.790	53.454	83.086	49.735	71.716	71.043	55.422	98.370	67.041
10	T	4.4023	9.7503	10.2629	21.3758	16.6179	16.5578	13.2075	6.2810	98.4555
	S	106.401	54.404	85.635	49.599	68.108	66.379	54.360	94.441	65.817
11	T	5.0758	10.1444	10.5223	22.0060	15.7351	16.2746	12.8828	6.3594	99.0004
	S	92.283	52.290	83.524	48.179	71.930	67.534	55.730	93.276	65.454
12	T	5.0100	9.5825	10.2124	19.9947	17.4345	18.6355	13.8704	6.0953	100.8353
	S	93.495	55.357	86.058	53.025	64.918	58.978	51.762	97.318	64.263
13	T	5.4310	9.6194	10.9031	19.4783	16.2621	15.5170	13.1496	6.0976	96.4581
	S	86.247	55.144	80.607	54.431	69.599	70.831	54.599	97.281	67.179
14	T	4.6874	9.5537	10.1852	19.7526	15.0306	15.4392	15.8740	7.0586	97.5813
	S	99.929	55.523	86.288	53.675	75.301	71.188	45.228	84.037	66.406
15	T	4.5417	10.6738	10.1793	19.4235	14.9271	14.9336	12.7269	5.9973	93.4032
	S	103.135	49.697	86.338	54.585	75.823	73.599	56.412	98.908	69.377
16	T	5.3940	12.1268	14.8165						
	S	86.839	43.742	59.317						

Event: Peninsula Pipeline GP of St. Petersburg  
Track: St Petersburg Street Circuit  
Report: Section Data Report  
Session: Race 1

Round 1  
1.8 mile(s)  
USF2000  
March 29, 2014



Section Data for Car 7 - Enerson, RC

Lap	T/SF to I1	I1 to I2	I2 to I3	I3 to I4	I4 to I5	I5 to I6	I6 to I7	I7 to SF	Lap	
1	T	6.5858	9.9654	13.0289	24.8257	20.0848	18.4692	15.5707	9.4592	117.9897
	S	71.124	53.230	67.455	42.707	56.352	59.509	46.109	62.710	54.920
2	T	7.3587	9.8960	14.6293	24.8555	22.5185	23.8737	14.2440	12.4933	129.8690
	S	63.654	53.603	60.076	42.656	50.262	46.038	50.404	47.480	49.896
3	T	9.6307	9.8167	12.9211	25.9343	20.8946	19.7949	15.6797	6.4066	121.0786
	S	48.637	54.036	68.018	40.881	54.168	55.524	45.789	92.589	53.519
4	T	4.2722	9.2304	9.8206	19.0448	14.6133	14.8043	12.3126	5.8725	89.9707
	S	109.641	57.468	89.492	55.670	77.451	74.241	58.311	101.010	72.023
5	T	4.2618	9.4442	9.8598	18.9686	14.5517	14.6810	12.2189	5.8668	89.8528
	S	109.909	56.167	89.136	55.894	77.779	74.865	58.758	101.108	72.118
6	T	4.2662	9.7294	9.8798	18.9182	14.3999	14.5590	11.9362	5.8215	89.5102
	S	109.795	54.521	88.956	56.043	78.599	75.492	60.149	101.895	72.394
7	T	4.2547	9.2057	9.5026	18.7745	14.5105	14.6281	12.1508	5.8550	88.8819
	S	110.092	57.622	92.487	56.472	78.000	75.136	59.087	101.312	72.906
8	T	4.2742	9.1580	9.6168	18.9095	14.2832	14.7504	12.0374	5.8429	88.8724
	S	109.590	57.923	91.388	56.068	79.241	74.513	59.644	101.522	72.914
9	T	4.2367	9.1597	9.5295	18.5968	14.2721	14.5457	12.0538	5.8335	88.2278
	S	110.560	57.912	92.226	57.011	79.303	75.561	59.563	101.685	73.446
10	T	4.2368	9.4805	9.7855	19.1992	14.4257	14.6526	12.2653	5.8460	89.8916
	S	110.557	55.952	89.813	55.222	78.458	75.010	58.535	101.468	72.087
11	T	4.9958	10.1194	16.9101	29.2271	23.8409	22.5721	16.3426	10.4939	134.5019
	S	93.761	52.420	51.973	36.275	47.474	48.692	43.931	56.526	48.178
12	T	8.8886	12.1461	14.5965	25.4805	21.6485	20.4639	15.8419	5.9748	125.0408
	S	52.698	43.673	60.211	41.609	52.282	53.709	45.320	99.281	51.823
13	T	4.2216	9.3476	9.9398	18.8758	14.4805	14.4629	11.9434	5.8395	89.1111
	S	110.955	56.748	88.419	56.169	78.162	75.994	60.113	101.581	72.718
14	T	4.3033	9.2337	9.6332	18.9451	14.3658	14.5055	12.1214	5.8139	88.9219
	S	108.849	57.448	91.233	55.963	78.786	75.771	59.230	102.028	72.873
15	T	4.2979	9.1272	9.5351	19.7741	14.8466	14.4092	12.0422	5.8480	89.8803
	S	108.986	58.118	92.171	53.617	76.234	76.277	59.620	101.433	72.096
16	T	4.4702	10.0812	14.0758	23.4800	17.0797				
	S	104.785	52.618	62.438	45.154	66.267				

Event: Peninsula Pipeline GP of St. Petersburg  
 Track: St Petersburg Street Circuit  
 Report: Section Data Report  
 Session: Race 1

Round 1  
 1.8 mile(s)  
 USF2000  
 March 29, 2014



Section Data for Car 77 - Cindric, Austin

Lap	T/SF to I1	I1 to I2	I2 to I3	I3 to I4	I4 to I5	I5 to I6	I6 to I7	I7 to SF	Lap	
1	T	9.2958	11.6755	11.5196	21.9589	19.6173	19.5499	14.0057	11.1679	118.7906
	S	50.389	45.433	76.293	48.282	57.695	56.220	51.262	53.115	54.550
2	T	12.2930	12.0514	10.7290	20.6631	22.6400	23.2660	15.8673	13.0842	130.5940
	S	38.104	44.016	81.915	51.310	49.992	47.240	45.247	45.336	49.619
3	T	14.0416	10.8254	10.4087	21.1373	19.3948	18.5280	14.1228	6.0055	114.4641
	S	33.359	49.001	84.435	50.159	58.357	59.321	50.837	98.773	56.612
4	T	4.5124	9.7789	10.1564	19.4259	15.0751	15.2690	12.6446	5.9498	92.8121
	S	103.805	54.245	86.533	54.578	75.079	71.982	56.780	99.698	69.818
5	T	4.6754	9.8118	10.2944	19.4342	14.7041	14.9223	12.3168	5.9080	92.0670
	S	100.186	54.063	85.373	54.555	76.973	73.654	58.291	100.403	70.384
6	T	4.3860	9.6499	9.8323	19.2119	14.7412	14.7651	12.4570	5.9173	90.9607
	S	106.796	54.970	89.385	55.186	76.779	74.438	57.635	100.245	71.240
7	T	4.3020	9.6202	9.7962	19.1757	14.7095	14.6039	12.0025	5.8476	90.0576
	S	108.882	55.140	89.715	55.290	76.945	75.260	59.817	101.440	71.954
8	T	4.1876	10.3205	9.7703	19.2076	14.5892	14.5382	12.0032	5.8530	90.4696
	S	111.856	51.398	89.953	55.198	77.579	75.600	59.814	101.347	71.626
9	T	4.2438	9.2693	9.6504	18.9114	14.5885	14.5747	12.0804	5.8697	89.1882
	S	110.375	57.227	91.070	56.063	77.583	75.411	59.431	101.058	72.655
10	T	4.4338	9.4205	9.5441	18.8355	14.3457	15.3250	13.2516	6.0110	91.1672
	S	105.645	56.309	92.084	56.289	78.896	71.719	54.179	98.683	71.078
11	T	5.7344	10.2075	10.7395	25.2128	22.6606	22.6902	15.3905	11.6146	124.2501
	S	81.684	51.967	81.835	42.051	49.947	48.439	46.649	51.072	52.153
12	T	9.6327	10.9843	14.7500	24.6165	21.0166	20.5522	13.8677	5.9258	121.3458
	S	48.627	48.292	59.584	43.070	53.854	53.478	51.772	100.102	53.401
13	T	4.6203	9.6882	11.6138	19.3937	29.3783	14.9037	12.4179	5.9332	107.9491
	S	101.381	54.753	75.674	54.669	38.526	73.746	57.816	99.977	60.028
14	T	4.4413	9.4335	9.6380	18.9144	15.4587	14.8903	12.3387	5.8849	90.9998
	S	105.467	56.231	91.187	56.054	73.216	73.813	58.187	100.797	71.209
15	T	4.4314	9.4155	9.6985	19.0112	14.8856	14.4606	11.9887	5.9086	89.8001
	S	105.702	56.338	90.619	55.769	76.034	76.006	59.886	100.393	72.160
16	T	4.4601	9.5289	9.8916	20.9873					
	S	105.022	55.668	88.849	50.518					

Event: Peninsula Pipeline GP of St. Petersburg  
Track: St Petersburg Street Circuit  
Report: Section Data Report  
Session: Race 1

Round 1  
1.8 mile(s)  
USF2000  
March 29, 2014



Section Data for Car 79 - Lozano, Santiago (R)

Lap	T/SF to I1	I1 to I2	I2 to I3	I3 to I4	I4 to I5	I5 to I6	I6 to I7	I7 to SF	Lap	
1	T	9.4344	12.1831	11.4922	21.9304	19.0466	20.1605	13.7937	11.2492	119.2901
	S	49.649	43.540	76.475	48.345	59.424	54.517	52.049	52.731	54.321
2	T	12.1613	14.2668	11.4893	22.4406	18.9662	22.7760	15.1147	13.1125	130.3274
	S	38.516	37.181	76.494	47.246	59.676	48.257	47.500	45.238	49.721
3	T	15.5025	11.8824	11.3991	21.1894	17.3159	18.6166	13.9609	6.0427	115.9095
	S	30.215	44.642	77.099	50.036	65.363	59.038	51.426	98.165	55.906
4	T	5.0457	9.7712	11.0859	20.2077	15.8593	15.9533	13.1691	6.0526	97.1448
	S	92.833	54.288	79.278	52.466	71.366	68.894	54.518	98.004	66.705
5	T	4.7207	9.7843	11.3786	19.9008	15.4626	15.6875	12.7166	6.0156	95.6667
	S	99.224	54.215	77.238	53.276	73.197	70.062	56.458	98.607	67.735
6	T	4.4707	18.2580	11.0415	19.8118	15.2072	15.3771	12.7561	5.9882	102.9106
	S	104.773	29.053	79.596	53.515	74.426	71.476	56.283	99.058	62.967
7	T	4.7452	9.6807	11.1285	19.7990	15.4130	15.4761	13.2385	6.0608	95.5418
	S	98.712	54.795	78.974	53.550	73.433	71.019	54.232	97.872	67.824
8	T	4.8367	9.8468	11.3408	20.1859	15.4087	15.6448	12.6864	6.0015	95.9516
	S	96.845	53.871	77.496	52.523	73.453	70.253	56.592	98.839	67.534
9	T	4.6507	9.7660	11.4851	22.3391	15.7061	15.9536	12.9364	5.9918	98.8288
	S	100.718	54.316	76.522	47.461	72.062	68.893	55.499	98.999	65.568
10	T	4.7660	9.9623	11.3999	39.7430	15.8388	15.9630	13.1148	6.2086	116.9964
	S	98.281	53.246	77.094	26.677	71.459	68.852	54.744	95.542	55.386
11	T	4.8390	9.9814	11.8097	21.0602	16.2240	15.9438	13.1975	6.3074	99.3630
	S	96.799	53.144	74.419	50.343	69.762	68.935	54.401	94.045	65.215
12	T	4.7531	9.5986	11.7577	20.0456	15.6373	15.5986	13.0933	6.0942	96.5784
	S	98.548	55.264	74.748	52.891	72.379	70.461	54.834	97.335	67.096
13	T	5.0195	10.1833	12.2230	20.4797	15.3610	15.9799	13.1521	6.0799	98.4784
	S	93.318	52.091	71.902	51.770	73.681	68.780	54.589	97.564	65.801
14	T	4.9517	9.9914	11.2642	20.3432	15.8865	16.0707	12.9942	6.0874	97.5893
	S	94.596	53.091	78.023	52.117	71.244	68.391	55.252	97.444	66.401
15	T	4.7541	9.7588	11.5959	20.4871	15.7890	15.7687	12.7462	6.0329	96.9327
	S	98.527	54.357	75.791	51.751	71.684	69.701	56.327	98.324	66.851
16	T	5.1740	11.1328	12.1126						
	S	90.531	47.648	72.558						

Event: Peninsula Pipeline GP of St. Petersburg  
Track: St Petersburg Street Circuit  
Report: Section Data Report  
Session: Race 1

Round 1  
1.8 mile(s)  
USF2000  
March 29, 2014



Section Data for Car 91 - Starrantino, Adrian (R)

Lap	T/SF to I1	I1 to I2	I2 to I3	I3 to I4	I4 to I5	I5 to I6	I6 to I7	I7 to SF	Lap	
1	T	8.3039	11.1044	12.0076	22.9125	19.9534	19.8185	14.0335	10.9623	119.0961
	S	56.408	47.770	73.192	46.273	56.723	55.458	51.160	54.111	54.410
2	T	9.4055	10.7083	11.4450	23.9650	23.0140	24.4063	15.3951	12.3591	130.6983
	S	49.802	49.537	76.790	44.241	49.180	45.033	46.635	47.996	49.580
3	T	10.6717	10.3485	10.5813	25.1092	20.4409	19.1167	14.8013	5.9526	117.0222
	S	43.893	51.259	83.058	42.225	55.370	57.494	48.506	99.651	55.374
4	T	4.4763	9.9582	10.2056	20.2679	15.1836	15.3956	12.4574	5.9345	93.8791
	S	104.642	53.268	86.116	52.311	74.542	71.390	57.633	99.955	69.025
5	T	4.4394	9.7969	9.9267	19.2101	14.7605	14.8052	12.4216	5.9032	91.2636
	S	105.512	54.145	88.535	55.191	76.679	74.237	57.799	100.485	71.003
6	T	4.2818	9.5596	9.9006	18.8477	14.7085	15.5169	12.2408	5.8781	90.9340
	S	109.395	55.489	88.769	56.252	76.950	70.832	58.653	100.914	71.260
7	T	4.3319	9.4162	9.8082	19.0133	14.6080	14.8603	12.3966	5.9236	90.3581
	S	108.130	56.334	89.605	55.762	77.479	73.962	57.915	100.139	71.715
8	T	4.3063	9.2930	9.8546	19.1583	14.6487	14.7377	12.4029	5.9166	90.3181
	S	108.773	57.081	89.183	55.340	77.264	74.577	57.886	100.257	71.746
9	T	4.1919	9.9087	9.9083	18.9968	14.5177	14.5683	12.4812	5.8700	90.4429
	S	111.741	53.534	88.700	55.811	77.961	75.444	57.523	101.053	71.647
10	T	4.3004	9.2934	9.7120	19.5578	14.4444	14.7431	12.6493	5.9149	90.6153
	S	108.922	57.079	90.493	54.210	78.357	74.550	56.758	100.286	71.511
11	T	4.5181	9.4942	10.4373	27.1814	22.9767	22.5249	15.8453	11.2110	124.1889
	S	103.674	55.871	84.204	39.006	49.259	48.794	45.310	52.911	52.179
12	T	8.8207	11.9217	14.6559	24.7319	21.6211	20.0867	15.4365	6.0107	123.2852
	S	53.103	44.495	59.967	42.869	52.348	54.717	46.510	98.688	52.561
13	T	4.2880	9.7239	10.1934	19.0931	14.7733	14.5825	12.4107	5.9178	90.9827
	S	109.237	54.552	86.219	55.529	76.612	75.371	57.850	100.237	71.222
14	T	4.2462	9.2558	9.8283	19.3039	14.7762	14.2548	12.2394	5.8732	89.7778
	S	110.313	57.311	89.422	54.923	76.597	77.103	58.659	100.998	72.178
15	T	4.1928	9.3792	9.6751	19.1966	14.7861	15.1911	13.0538	5.7693	91.2440
	S	111.717	56.556	90.838	55.230	76.546	72.351	55.000	102.817	71.018
16	T	4.4419	10.2965	13.0301	23.7652	17.3588				
	S	105.452	51.518	67.449	44.613	65.201				



Event: Peninsula Pipeline GP of St. Petersburg  
 Track: St Petersburg Street Circuit  
 Report: Section Data Report  
 Session: Race 1

Round 1  
 1.8 mile(s)  
 USF2000  
 March 29, 2014



Section Data for Car 96 - Furuseth, Henrik

Lap	T/SF to I1	I1 to I2	I2 to I3	I3 to I4	I4 to I5	I5 to I6	I6 to I7	I7 to SF	Lap	
1	T	8.0502	11.0779	12.1876	23.2522	19.8825	18.9776	14.3736	11.1880	118.9896
	S	58.186	47.884	72.111	45.597	56.925	57.915	49.950	53.019	54.459
2	T	8.5103	10.5740	11.9097	24.2002	22.3917	25.2183	14.9412	12.6432	130.3886
	S	55.040	50.166	73.794	43.811	50.546	43.583	48.052	46.917	49.698
3	T	10.3387	10.1499	10.6158	25.3594	20.6403	19.8543	14.7193	6.0532	117.7309
	S	45.306	52.262	82.788	41.808	54.835	55.358	48.776	97.995	55.041
4	T	4.8983	24.2243	10.4880	19.7398	15.1114	16.9163	12.6008	5.9916	109.9705
	S	95.627	21.898	83.797	53.710	74.898	64.972	56.977	99.002	58.925
5	T	4.5892	9.7366	9.9569	19.4431	14.9826	15.5683	12.2397	5.9276	92.4440
	S	102.068	54.480	88.267	54.530	75.542	70.598	58.658	100.071	70.096
6	T	4.2712	9.9699	9.6732	19.1097	14.4965	14.6726	12.1363	5.8615	90.1909
	S	109.667	53.206	90.856	55.481	78.075	74.908	59.158	101.200	71.848
7	T	4.2371	9.7018	9.7600	18.9270	14.6220	14.7245	12.3007	5.9773	90.2504
	S	110.549	54.676	90.048	56.017	77.405	74.644	58.367	99.239	71.800
8	T	4.3441	9.6580	9.7454	18.7534	14.5138	14.5425	12.1030	5.9257	89.5859
	S	107.826	54.924	90.182	56.535	77.982	75.578	59.320	100.103	72.333
9	T	4.3762	9.5077	9.6709	18.6790	14.6488	14.3132	12.1620	5.9317	89.2895
	S	107.036	55.792	90.877	56.760	77.264	76.789	59.033	100.002	72.573
10	T	4.2263	9.5966	9.4221	18.9249	14.7784	15.2011	12.6626	6.0265	90.8385
	S	110.832	55.275	93.277	56.023	76.586	72.303	56.699	98.429	71.335
11	T	4.8117	9.5833	10.0762	20.8458	19.8616	22.4413	15.0324	12.3049	114.9572
	S	97.348	55.352	87.222	50.860	56.985	48.976	47.760	48.207	56.369
12	T	10.9398	11.0776	12.8251	24.1080	20.7514	20.3121	13.4395	5.8760	119.3295
	S	42.817	47.885	68.527	43.978	54.542	54.110	53.421	100.950	54.303
13	T	4.5284	9.6812	11.2552	19.6787	16.4493	14.2606	12.0519	5.8881	93.7934
	S	103.438	54.792	78.085	53.877	68.806	77.072	59.572	100.742	69.088
14	T	4.3696	9.2717	9.4544	18.9286	14.6386	14.5089	11.9336	5.8248	88.9302
	S	107.197	57.212	92.958	56.012	77.317	75.753	60.162	101.837	72.866
15	T	4.4174	9.3833	9.6240	18.8707	14.5404	15.2009	12.0962	5.8578	89.9907
	S	106.037	56.532	91.320	56.184	77.840	72.304	59.354	101.264	72.007
16	T	4.5089	10.0750	11.9171	24.9892	16.9629				
	S	103.885	52.651	73.748	42.427	66.723				

Event: Peninsula Pipeline GP of St. Petersburg  
 Track: St Petersburg Street Circuit  
 Report: Section Data Report  
 Session: Race 1

Round 1  
 1.8 mile(s)  
 USF2000  
 March 29, 2014








Section Data for Car 97 - Toppe, Clark

Lap	T/SF to I1	I1 to I2	I2 to I3	I3 to I4	I4 to I5	I5 to I6	I6 to I7	I7 to SF	Lap	
1	T	8.7990	11.0873	11.8502	22.4207	19.7367	19.7664	13.7822	11.2917	118.7342
	S	53.234	47.843	74.164	47.288	57.346	55.604	52.093	52.533	54.576
2	T	12.0219	10.9279	11.2579	21.0754	23.3160	23.3205	15.1056	13.6635	130.6887
	S	38.963	48.541	78.066	50.306	48.543	47.130	47.529	43.414	49.583
3	T	12.7897	10.3254	11.1889	21.6592	20.0358	18.5557	13.9896	5.8650	114.4093
	S	36.624	51.374	78.548	48.950	56.490	59.232	51.321	101.139	56.639
4	T	4.3626	20.2621	10.3031	19.7396	15.5702	17.1941	12.9137	5.8847	106.2301
	S	107.369	26.180	85.301	53.711	72.691	63.923	55.596	100.801	61.000
5	T	4.5791	10.0268	10.1633	20.2965	14.9781	15.8494	12.5513	5.8229	94.2674
	S	102.293	52.904	86.474	52.237	75.565	69.346	57.202	101.871	68.741
6	T	4.6680	9.8949	9.7173	19.6609	14.5735	14.9047	12.5945	5.8406	91.8544
	S	100.345	53.609	90.443	53.926	77.663	73.741	57.005	101.562	70.546
7	T	4.6944	9.7400	9.6681	19.2566	14.2341	14.6074	12.3805	5.8634	90.4445
	S	99.780	54.461	90.903	55.058	79.515	75.242	57.991	101.167	71.646
8	T	4.6131	9.6434	9.6777	19.3166	14.3877	14.5787	12.2162	5.8137	90.2471
	S	101.539	55.007	90.813	54.887	78.666	75.390	58.771	102.032	71.803
9	T	4.3538	9.4532	9.6304	19.3278	14.4442	14.5045	12.3792	5.9079	90.0010
	S	107.586	56.114	91.259	54.855	78.358	75.776	57.997	100.405	71.999
10	T	4.3116	9.4083	9.5742	19.4538	15.7474	16.6707	14.0880	8.1507	97.4047
	S	108.639	56.382	91.795	54.500	71.873	65.929	50.962	72.777	66.527
11	T	5.9122	10.7609	11.3228	22.1112	16.3809	17.9213	14.1149	7.9027	106.4269
	S	79.228	49.295	77.619	47.950	69.094	61.329	50.865	75.061	60.887
12	T	9.6637	11.2885	12.1814	24.1819	21.1038	19.8666	13.4708	5.8102	117.5669
	S	48.471	46.991	72.148	43.844	53.631	55.324	53.297	102.093	55.118
13	T	4.7859	9.9724	10.6683	20.3907	16.2865	14.8971	42.5267	6.7816	126.3092
	S	97.873	53.192	82.381	51.996	69.494	73.779	16.882	87.469	51.303
14	T	4.4546	10.0043	10.4961	20.2011	14.6119	14.5577	12.6260	5.8677	92.8194
	S	105.152	53.023	83.732	52.484	77.459	75.499	56.863	101.093	69.813
15	T	4.3405	9.6059	9.6017	19.6143	14.9808	15.9803	12.7783	5.8760	92.7778
	S	107.916	55.222	91.532	54.054	75.551	68.778	56.185	100.950	69.844
16	T	4.5376	11.0864	11.4653						
	S	103.228	47.847	76.654						

## Report Support Information

Section Legend	
Name	Length
SF to I1	0.130114 miles
I1 to I2	0.147348 miles
I2 to I3	0.244129 miles
I3 to I4	0.294508 miles
I4 to I5	0.314394 miles
I5 to I6	0.305303 miles
I6 to I7	0.199432 miles
I7 to SF	0.164773 miles
Lap	1.800000 miles
PI to PO	0.296496 miles
PO to SF	1.602462 miles
SF to PI	1.635227 miles
I6 to PI	0.199432 miles
PO to I2	0.079924 miles
PO to PI	1.437689 miles

Color Legend	
	Fastest Lap
	Section Under Caution
	Section Under Green
	Section Time Data
	Section Speed Data

