

Event: USF2000 Mid-Ohio Test
Track: Mid-Ohio SportsCar Course
Report: Lap Report
Session: Practice 8

2.258 mile(s)



USF2000

June 9, 2016

Lap Data for Car 17 - Munoz, Christian (R)

Best Lap

Lap	Time	Speed	Session Time	Lap TOD	TL
0	No Time	*****	00:03:50	11:24:27	SF
1	01:26.9891	93.446	00:05:17	11:25:54	SF
2	01:26.3709	94.115	00:06:43	11:27:21	SF
3	01:26.4497	94.029	00:08:01	11:28:47	SF
4	01:24.2067	96.534	00:09:34	11:30:11	SF
5	01:24.0848	96.674	00:10:58	11:31:35	SF
6	01:25.6831	94.871	00:12:24	11:33:01	SF
7	01:24.1178	96.636	00:13:48	11:34:25	SF
8	01:24.1283	96.624	00:15:12	11:35:49	SF
9	01:34.5298	85.992	00:16:47	11:37:24	SFP
10	03:01.7358	44.729	00:19:48	11:40:26	SF
11	01:24.1800	96.565	00:21:12	11:41:50	SF
12	01:23.5395	97.305	00:22:36	11:43:13	SF
13	01:23.6395	97.189	00:23:60	11:44:37	SF
14	01:23.2272	97.670	00:25:23	11:46:00	SF
15	01:23.2641	97.627	00:26:46	11:47:23	SF
16	01:31.7088	88.637	00:28:18	11:48:55	SFP
17	03:46.7933	35.842	00:32:05	11:52:42	SF
18	01:24.1881	96.555	00:33:29	11:54:06	SF
19	01:23.2282	97.669	00:34:52	11:55:29	SF
20	01:23.5665	97.273	00:36:16	11:56:53	SF
21	01:23.8184	96.981	00:37:39	11:58:17	SF
22	01:32.3526	88.019	00:39:12	11:59:49	SFP

Event: USF2000 Mid-Ohio Test
Track: Mid-Ohio Sportscar Course
Report: Lap Report
Session: Practice 8

2.258 mile(s)



USF2000

June 9, 2016

Lap Data for Car 18 - Dickerson, Dakota (R)

Best Lap

Lap	Time	Speed	Session Time	Lap TOD	TL
0	No Time	*****	00:03:56	11:24:34	SF
1	01:24.7143	95.955	00:05:21	11:25:58	SF
2	01:24.1539	96.594	00:06:45	11:27:23	SF
3	01:23.9421	96.838	00:08:09	11:28:46	SF
4	01:23.4045	97.462	00:09:33	11:30:01	SF
5	01:23.0492	97.879	00:10:56	11:31:33	SF
6	01:27.9178	92.459	00:12:24	11:33:01	SFP
7	03:11.5661	42.433	00:15:35	11:36:12	SF
8	01:23.4308	97.432	00:16:59	11:37:36	SF
9	01:23.3769	97.495	00:18:22	11:38:59	SF
10	01:24.3396	96.382	00:19:46	11:40:24	SF
11	01:24.0147	96.754	00:21:10	11:41:48	SF
12	01:27.6839	92.706	00:22:38	11:43:15	SFP
13	02:52.8546	47.027	00:25:31	11:46:08	SF
14	01:22.8987	98.057	00:26:54	11:47:31	SF
15	01:41.7003	79.929	00:28:35	11:49:13	SFP
16	04:06.4509	32.983	00:32:42	11:53:19	SF
17	01:22.3462	98.715	00:34:04	11:54:41	SF
18	01:22.2685	98.808	00:35:26	11:56:04	SF
19	01:22.2296	98.855	00:36:49	11:57:26	SF
20	01:22.4508	98.590	00:38:11	11:58:48	SF
21	01:31.6325	88.711	00:39:43	12:00:20	SFP

Event: USF2000 Mid-Ohio Test
Track: Mid-Ohio SportsCar Course
Report: Lap Report
Session: Practice 8

2.258 mile(s)



USF2000

June 9, 2016

Lap Data for Car 19 - Stephens, Michai (R)

Best Lap

Lap	Time	Speed	Session Time	Lap TOD	TL
0	No Time	*****	00:04:45	11:25:22	SF
1	01:26.0385	94.479	00:06:11	11:26:48	SF
2	01:25.5383	95.031	00:07:37	11:28:14	SF
3	01:25.4984	95.075	00:09:02	11:29:39	SF
4	01:25.8224	94.717	00:10:28	11:31:05	SF
5	01:23.5803	97.257	00:11:52	11:32:29	SF
6	01:23.9475	96.832	00:13:15	11:33:53	SF
7	01:23.7078	97.109	00:14:39	11:35:16	SF
8	01:23.7561	97.053	00:16:03	11:36:40	SF
9	01:23.5688	97.271	00:17:27	11:38:04	SF
10	01:23.6135	97.219	00:18:50	11:39:27	SF
11	01:23.5498	97.293	00:20:14	11:40:51	SF
12	01:23.7617	97.047	00:21:37	11:42:15	SF
13	01:23.4081	97.458	00:23:01	11:43:38	SF
14	01:23.4885	97.364	00:24:24	11:45:02	SF
15	01:24.6932	95.979	00:25:49	11:46:26	SF
16	01:23.2881	97.599	00:27:12	11:47:50	SF
17	01:23.6474	97.179	00:28:36	11:49:13	SF
18	01:23.1729	97.734	00:29:59	11:50:36	SF
19	01:37.7883	83.127	00:31:37	11:52:14	SFP
20	02:46.7437	48.750	00:34:24	11:55:01	SF
21	01:30.1721	90.148	00:35:54	11:56:31	SF
22	01:23.9637	96.813	00:37:18	11:57:55	SF
23	01:23.9154	96.869	00:38:42	11:59:19	SF
24	01:23.0614	97.865	00:40:05	12:00:42	SF

Event: USF2000 Mid-Ohio Test
Track: Mid-Ohio Sportscar Course
Report: Lap Report
Session: Practice 8

2.258 mile(s)



USF2000

June 9, 2016

Lap Data for Car 2 - Thompson, Parker

Best Lap

Lap	Time	Speed	Session Time	Lap TOD	TL
0	No Time	*****	00:04:01	11:24:39	SF
1	01:24.5615	96.129	00:05:26	11:26:03	SF
2	01:23.5652	97.275	00:06:49	11:27:27	SF
3	01:23.1526	97.758	00:08:13	11:28:50	SF
4	01:22.9587	97.986	00:09:36	11:30:13	SF
5	01:22.8429	98.123	00:10:58	11:31:36	SF
6	01:22.9867	97.953	00:12:21	11:32:59	SF
7	01:28.5458	91.803	00:13:50	11:34:27	SFP
8	05:18.5154	25.521	00:19:08	11:39:46	SF
9	01:22.1715	98.925	00:20:31	11:41:08	SF
10	01:21.7502	99.435	00:21:52	11:42:30	SF
11	01:29.4166	90.909	00:23:22	11:43:59	SFP
12	03:21.3028	40.381	00:26:43	11:47:20	SF
13	01:22.4976	98.534	00:28:06	11:48:43	SF
14	01:23.2485	97.645	00:29:29	11:50:06	SF
15	01:21.5156	99.721	00:30:50	11:51:28	SF
16	01:21.3919	99.872	00:32:12	11:52:49	SF
17	01:21.2962	99.990	00:33:33	11:54:10	SF
18	01:21.3903	99.874	00:34:54	11:55:32	SF
19	01:21.2543	100.041	00:36:16	11:56:53	SF
20	01:22.0823	99.032	00:37:38	11:58:15	SF
21	01:20.9192	100.456	00:38:59	11:59:36	SF
22	01:33.4245	87.009	00:40:32	12:01:09	SFP

Event: USF2000 Mid-Ohio Test
Track: Mid-Ohio SportsCar Course
Report: Lap Report
Session: Practice 8

2.258 mile(s)



USF2000

June 9, 2016

Lap Data for Car 21 - Lloyd, Jordan

Best Lap

Lap	Time	Speed	Session Time	Lap TOD	TL
0	No Time	*****	00:01:51	11:22:28	SF
1	01:24.4803	96.221	00:03:15	11:23:53	SF
2	01:24.5501	96.142	00:04:40	11:25:17	SF
3	01:23.0568	97.870	00:06:03	11:26:40	SF
4	01:22.4972	98.534	00:07:26	11:28:03	SF
5	01:22.4710	98.566	00:08:48	11:29:25	SF
6	01:22.1789	98.916	00:10:10	11:30:47	SF
7	01:22.1852	98.908	00:11:32	11:32:010	SF
8	01:21.9148	99.235	00:12:54	11:33:32	SF
9	01:30.6963	89.627	00:14:25	11:35:02	SFP
10	07:32.1844	17.977	00:21:57	11:42:34	SF
11	01:22.1488	98.952	00:23:19	11:43:57	SF
12	01:28.6360	91.710	00:24:48	11:45:25	SFP
13	02:37.4122	51.640	00:27:25	11:48:03	SF
14	01:24.1520	96.597	00:28:50	11:49:27	SF
15	01:22.5193	98.508	00:30:12	11:50:49	SF
16	01:22.0097	99.120	00:31:34	11:52:11	SF
17	01:22.2319	98.852	00:32:56	11:53:34	SF
18	01:21.4719	99.774	00:34:18	11:54:55	SF
19	01:21.6478	99.559	00:35:39	11:56:17	SF
20	01:21.5877	99.633	00:37:01	11:57:38	SF
21	01:21.3211	99.959	00:38:22	11:58:60	SF
22	01:21.3203	99.960	00:39:44	12:00:21	SF

Event: USF2000 Mid-Ohio Test
Track: Mid-Ohio SportsCar Course
Report: Lap Report
Session: Practice 8

2.258 mile(s)




USF2000

June 9, 2016

Lap Data for Car 22 - Rickards, Garth

Best Lap

Lap	Time	Speed	Session Time	Lap TOD	TL
0	No Time	*****	00:02:04	11:22:41	SF
1	01:24.5140	96.183	00:03:29	11:24:06	SF
2	01:23.4699	97.386	00:04:52	11:25:29	SF
3	01:23.0770	97.847	00:06:15	11:26:53	SF
4	01:23.2497	97.644	00:07:38	11:28:16	SF
5	01:22.9718	97.971	00:09:01	11:29:39	SF
6	01:22.2672	98.810	00:10:24	11:31:01	SF
7	01:22.3757	98.680	00:11:46	11:32:23	SF
8	01:22.2784	98.796	00:13:08	11:33:46	SF
9	01:22.3779	98.677	00:14:31	11:35:08	SF
10	01:22.4869	98.547	00:15:53	11:36:31	SF
11	01:22.3624	98.696	00:17:16	11:37:53	SF
12	01:22.4054	98.644	00:18:38	11:39:15	SF
13	01:28.7932	91.548	00:20:07	11:40:44	SFP
14	03:42.0361	36.610	00:23:49	11:44:26	SF
15	01:22.6667	98.332	00:25:12	11:45:49	SF
16	01:22.1982	98.893	00:26:34	11:47:11	SF
17	01:21.9120	99.238	00:27:56	11:48:33	SF
18	01:21.5983	99.620	00:29:17	11:49:54	SF
19	01:21.5515	99.677	00:30:39	11:51:16	SF
20	01:21.3953	99.868	00:32:00	11:52:37	SF
21	01:21.7280	99.462	00:33:22	11:53:59	SF
22	01:21.6819	99.518	00:34:44	11:55:21	SF
23	01:28.3155	92.043	00:36:12	11:56:49	SFP

Event:	USF2000 Mid-Ohio Test	2.258 mile(s)	
Track:	Mid-Ohio Sportscar Course		
Report:	Lap Report	USF2000	
Session:	Practice 8	June 9, 2016	

Lap Data for Car 28 - Selmants, Joey (R)	Best Lap
---	-----------------

Lap	Time	Speed	Session Time	Lap TOD	TL
0	No Time	*****	00:03:12	11:23:50	SF
1	01:27.2349	93.183	00:04:39	11:25:17	SF
2	01:31.2326	89.100	00:06:11	11:26:48	SF
3	01:27.2060	93.214	00:07:38	11:28:15	SF
4	01:29.2824	91.046	00:09:07	11:29:44	SF
5	01:24.7438	95.922	00:10:32	11:31:09	SF
6	01:35.6458	84.989	00:12:08	11:32:45	SFP

Event: USF2000 Mid-Ohio Test
Track: Mid-Ohio SportsCar Course
Report: Lap Report
Session: Practice 8

2.258 mile(s)



USF2000


June 9, 2016

Lap Data for Car 3 - Lastochkin, Nikita

Best Lap

Lap	Time	Speed	Session Time	Lap TOD	TL
0	No Time	*****	00:04:42	11:25:19	SF
1	01:25.6264	94.933	00:06:08	11:26:45	SF
2	01:24.5166	96.180	00:07:32	11:28:01	SF
3	01:24.0472	96.717	00:08:56	11:29:34	SF
4	01:23.4823	97.372	00:10:20	11:30:57	SF
5	01:23.0629	97.863	00:11:43	11:32:20	SF
6	01:23.0842	97.838	00:13:06	11:33:43	SF
7	01:22.6955	98.298	00:14:29	11:35:06	SF
8	01:23.2898	97.597	00:15:52	11:36:29	SF
9	01:22.5631	98.456	00:17:14	11:37:52	SF
10	01:22.6355	98.369	00:18:37	11:39:14	SF
11	01:22.5464	98.476	00:19:60	11:40:37	SF
12	01:22.8126	98.159	00:21:22	11:41:60	SF
13	01:29.1541	91.177	00:22:52	11:43:29	SFP
14	03:01.7537	44.724	00:25:53	11:46:31	SF
15	01:22.9299	98.020	00:27:16	11:47:54	SF
16	01:22.6478	98.355	00:28:39	11:49:16	SF
17	01:22.7366	98.249	00:30:02	11:50:39	SF
18	01:21.4242	99.833	00:31:23	11:52:00	SF
19	01:21.8028	99.371	00:32:45	11:53:22	SF
20	01:22.5889	98.425	00:34:07	11:54:45	SF
21	01:21.8071	99.365	00:35:29	11:56:07	SF
22	01:21.7121	99.481	00:36:51	11:57:28	SF
23	01:28.4405	91.913	00:38:19	11:58:57	SFP

Event: USF2000 Mid-Ohio Test
Track: Mid-Ohio SportsCar Course
Report: Lap Report
Session: Practice 8

2.258 mile(s) 
USF2000
June 9, 2016

Lap Data for Car 33 - Agren, Ayla

Best Lap

Lap	Time	Speed	Session Time	Lap TOD	TL
0	No Time	*****	00:01:42	11:22:19	SF
1	01:24.6346	96.046	00:03:07	11:23:44	SF
2	01:23.7722	97.035	00:04:30	11:25:08	SF
3	01:23.3459	97.531	00:05:54	11:26:31	SF
4	01:22.7053	98.286	00:07:16	11:27:54	SF
5	01:23.7777	97.028	00:08:40	11:29:17	SF
6	01:22.8479	98.117	00:10:03	11:30:40	SF
7	01:21.9930	99.140	00:11:25	11:32:02	SF
8	01:22.1522	98.948	00:12:47	11:33:24	SF
9	01:21.9468	99.196	00:14:09	11:34:46	SF
10	01:21.8299	99.338	00:15:31	11:36:08	SF
11	01:21.9761	99.161	00:16:53	11:37:30	SF
12	01:21.6808	99.519	00:18:15	11:38:52	SF
13	01:21.8196	99.350	00:19:36	11:40:14	SF
14	01:21.9987	99.133	00:20:58	11:41:36	SF
15	01:29.6019	90.721	00:22:28	11:43:05	SFP
16	04:30.1936	30.085	00:26:58	11:47:36	SF
17	01:23.7203	97.095	00:28:22	11:48:59	SF
18	01:22.1208	98.986	00:29:44	11:50:21	SF
19	01:22.2151	98.872	00:31:06	11:51:44	SF
20	01:21.8962	99.257	00:32:28	11:53:05	SF
21	01:21.7471	99.438	00:33:50	11:54:27	SF
22	01:21.9092	99.242	00:35:12	11:55:49	SF
23	01:22.2222	98.864	00:36:34	11:57:11	SF
24	01:22.0715	99.045	00:37:56	11:58:33	SF
25	01:30.6674	89.655	00:39:27	12:00:04	SFP

Event: USF2000 Mid-Ohio Test
Track: Mid-Ohio Sportscar Course
Report: Lap Report
Session: Practice 8

2.258 mile(s)



USF2000


June 9, 2016

Lap Data for Car 34 - Kohl, Lucas (R)

Best Lap

Lap	Time	Speed	Session Time	Lap TOD	TL
0	No Time	*****	00:02:27	11:23:04	SF
1	01:26.8861	93.557	00:03:54	11:24:31	SF
2	01:24.2799	96.450	00:05:18	11:25:55	SF
3	01:25.5538	95.014	00:06:44	11:27:21	SF
4	01:24.2126	96.527	00:08:08	11:28:45	SF
5	01:23.5135	97.335	00:09:31	11:30:09	SF
6	01:22.7331	98.253	00:10:54	11:31:31	SF
7	01:23.5432	97.301	00:12:18	11:32:55	SF
8	01:31.3392	88.996	00:13:49	11:34:26	SFP
9	03:48.4897	35.576	00:17:38	11:38:15	SF
10	01:24.1037	96.652	00:19:02	11:39:39	SF
11	01:22.7886	98.187	00:20:24	11:41:02	SF
12	01:22.5774	98.439	00:21:47	11:42:24	SF
13	01:22.4164	98.631	00:23:09	11:43:47	SF
14	01:22.6104	98.399	00:24:32	11:45:09	SF
15	01:22.3818	98.672	00:25:54	11:46:32	SF
16	01:33.1912	87.227	00:27:28	11:48:05	SFP
17	04:06.0531	33.037	00:31:34	11:52:11	SF
18	01:24.0214	96.747	00:32:58	11:53:35	SF
19	01:22.9766	97.965	00:34:21	11:54:58	SF
20	01:22.4617	98.577	00:35:43	11:56:20	SF
21	01:21.9223	99.226	00:37:05	11:57:42	SF
22	01:22.1990	98.892	00:38:27	11:59:05	SF
23	01:22.1472	98.954	00:39:49	12:00:27	SF


Event: USF2000 Mid-Ohio Test
Track: Mid-Ohio SportsCar Course
Report: Lap Report
Session: Practice 8

2.258 mile(s) 
USF2000
June 9, 2016

Lap Data for Car 4 - Cane, Jordan (R) Best Lap

Lap	Time	Speed	Session Time	Lap TOD	TL
0	No Time	*****	00:04:23	11:25:01	SF
1	01:24.8771	95.771	00:05:48	11:26:26	SF
2	01:40.5309	80.859	00:07:29	11:28:06	SF
3	01:23.2013	97.700	00:08:52	11:29:29	SF
4	01:22.8074	98.165	00:10:15	11:30:52	SF
5	01:22.4447	98.597	00:11:37	11:32:15	SF
6	01:22.5926	98.420	00:12:60	11:33:37	SF
7	01:22.4112	98.637	00:14:22	11:34:60	SF
8	01:22.1844	98.909	00:15:45	11:36:22	SF
9	01:22.1228	98.983	00:17:07	11:37:44	SF
10	01:31.5767	88.765	00:18:38	11:39:16	SFP
11	03:40.5003	36.865	00:22:19	11:42:56	SF
12	01:22.9492	97.997	00:23:42	11:44:19	SF
13	01:22.2682	98.809	00:25:04	11:45:41	SF
14	01:22.2481	98.833	00:26:26	11:47:03	SF
15	01:21.9222	99.226	00:27:48	11:48:25	SF
16	01:23.6725	97.150	00:29:12	11:49:49	SF
17	01:21.9264	99.221	00:30:34	11:51:11	SF
18	01:21.5956	99.623	00:31:55	11:52:33	SF
19	01:31.5929	88.749	00:33:27	11:54:04	SFP
20	04:26.9205	30.454	00:37:54	11:58:31	SF
21	01:22.4497	98.591	00:39:16	11:59:54	SF
21	No Time	*****	00:40:45	12:01:22	SFP

Event: USF2000 Mid-Ohio Test
Track: Mid-Ohio Sportscar Course
Report: Lap Report
Session: Practice 8

2.258 mile(s) 
USF2000
June 9, 2016

Lap Data for Car 52 - Allaer, Rob (R)

Best Lap

Lap	Time	Speed	Session Time	Lap TOD	TL
0	No Time	*****	00:02:52	11:23:30	SF
1	01:28.8888	91.449	00:04:21	11:24:59	SF
2	01:26.6419	93.821	00:05:48	11:26:25	SF
3	01:26.8157	93.633	00:07:15	11:27:52	SF
4	01:25.0860	95.536	00:08:40	11:29:17	SF
5	01:25.9961	94.525	00:10:06	11:30:43	SF
6	01:24.7650	95.898	00:11:31	11:32:08	SF
7	01:35.9436	84.725	00:13:07	11:33:44	SFP
8	02:49.3157	48.010	00:15:56	11:36:33	SF
9	01:24.8469	95.806	00:17:21	11:37:58	SF
10	01:24.4747	96.228	00:18:45	11:39:22	SF
11	01:25.0342	95.594	00:20:10	11:40:47	SF
12	01:37.8944	83.036	00:21:48	11:42:25	SFP
13	02:57.5502	45.783	00:24:46	11:45:23	SF
14	01:25.2147	95.392	00:26:11	11:46:48	SF
15	01:24.3266	96.397	00:27:35	11:48:12	SF
16	01:25.3018	95.295	00:29:00	11:49:38	SF
17	01:24.5074	96.190	00:30:25	11:51:02	SF
18	01:35.3744	85.230	00:32:00	11:52:38	SFP
19	03:16.2123	41.429	00:35:17	11:55:54	SF
20	01:25.2702	95.330	00:36:42	11:57:19	SF
21	01:25.6611	94.895	00:38:08	11:58:45	SF
22	01:34.2799	86.220	00:39:42	12:00:19	SFP

Event: USF2000 Mid-Ohio Test
Track: Mid-Ohio SportsCar Course
Report: Lap Report
Session: Practice 8

2.258 mile(s)



USF2000

June 9, 2016

Lap Data for Car 8 - Martin, Anthony

Best Lap

Lap	Time	Speed	Session Time	Lap TOD	TL
0	No Time	*****	00:06:13	11:26:51	SF
1	01:37.6103	83.278	00:07:51	11:28:28	SF
2	01:23.2888	97.598	00:09:14	11:29:52	SF
3	01:22.7773	98.201	00:10:37	11:31:14	SF
4	01:22.1998	98.891	00:11:59	11:32:36	SF
5	01:22.0204	99.107	00:13:21	11:33:59	SF
6	01:21.9593	99.181	00:14:43	11:35:20	SF
7	01:31.0277	89.300	00:16:14	11:36:51	SFP
8	07:13.5018	18.751	00:23:28	11:44:05	SF
9	01:24.9702	95.666	00:24:53	11:45:30	SF
10	01:21.7923	99.383	00:26:14	11:46:52	SF
11	01:21.5053	99.733	00:27:36	11:48:13	SF
12	01:22.7453	98.239	00:28:59	11:49:36	SF
13	01:21.3797	99.887	00:30:20	11:50:57	SF
14	01:21.2225	100.081	00:31:41	11:52:19	SF
15	01:21.3630	99.908	00:33:03	11:53:40	SF
16	01:22.6322	98.373	00:34:25	11:55:03	SF
17	01:23.7293	97.084	00:35:49	11:56:26	SF
18	01:21.3918	99.872	00:37:10	11:57:48	SF
19	01:21.3303	99.948	00:38:32	11:59:09	SF
20	01:21.2280	100.074	00:39:53	12:00:30	SF

Event: USF2000 Mid-Ohio Test
Track: Mid-Ohio Sportscar Course
Report: Lap Report
Session: Practice 8

2.258 mile(s)



USF2000

June 9, 2016

Lap Data for Car 80 - Megennis, Robert (R)

Best Lap

Lap	Time	Speed	Session Time	Lap TOD	TL
0	No Time	*****	00:01:37	11:22:14	SF
1	01:24.0233	96.745	00:03:01	11:23:38	SF
2	01:24.6056	96.079	00:04:26	11:25:03	SF
3	01:23.1073	97.811	00:05:49	11:26:26	SF
4	01:23.3484	97.528	00:07:12	11:27:49	SF
5	01:22.4416	98.601	00:08:35	11:29:12	SF
6	01:22.2943	98.777	00:09:57	11:30:34	SF
7	01:22.2750	98.800	00:11:19	11:31:56	SF
8	01:22.3151	98.752	00:12:41	11:33:19	SF
9	01:31.0775	89.251	00:14:12	11:34:50	SFP
10	06:15.8092	21.630	00:20:28	11:41:06	SF
11	01:22.1047	99.005	00:21:50	11:42:28	SF
12	01:22.1234	98.983	00:23:13	11:43:50	SF
13	01:21.9060	99.245	00:24:34	11:45:12	SF
14	01:22.7985	98.176	00:25:57	11:46:34	SF
15	01:22.4576	98.582	00:27:20	11:47:57	SF
16	01:22.0553	99.065	00:28:42	11:49:19	SF
17	01:31.1967	89.135	00:30:13	11:50:50	SFP
18	05:06.4865	26.523	00:35:19	11:55:57	SF
19	01:22.7130	98.277	00:36:42	11:57:19	SF
20	01:23.5192	97.329	00:38:06	11:58:43	SF
21	01:22.2875	98.785	00:39:28	12:00:05	SF

Event: USF2000 Mid-Ohio Test
Track: Mid-Ohio Sportscar Course
Report: Lap Report
Session: Practice 8

2.258 mile(s)



USF2000

June 9, 2016

Lap Data for Car 83 - Ottis, Tazio (R)

Best Lap

Lap	Time	Speed	Session Time	Lap TOD	TL
0	No Time	*****	00:01:35	11:22:12	SF
1	01:25.5546	95.013	00:03:00	11:23:38	SF
2	01:27.2933	93.121	00:04:28	11:25:05	SF
3	01:27.2804	93.134	00:05:55	11:26:32	SF
4	01:25.1882	95.422	00:07:20	11:27:58	SF
5	01:32.3959	87.978	00:08:53	11:29:30	SFP
6	03:32.3375	38.282	00:12:25	11:33:02	SF
7	01:24.9249	95.718	00:13:50	11:34:27	SF
8	01:23.8204	96.979	00:15:14	11:35:51	SF
9	01:23.5091	97.340	00:16:37	11:37:15	SF
10	01:23.3883	97.481	00:18:01	11:38:38	SF
11	01:23.3122	97.570	00:19:24	11:40:01	SF
12	01:23.5068	97.343	00:20:47	11:41:25	SF
13	01:23.4649	97.392	00:22:11	11:42:48	SF
14	01:23.0565	97.871	00:23:34	11:44:11	SF
15	01:23.1831	97.722	00:24:57	11:45:34	SF
16	01:23.1440	97.768	00:26:20	11:46:58	SF
17	01:23.4821	97.372	00:27:44	11:48:21	SF
18	01:32.5845	87.799	00:29:16	11:49:54	SFP
19	05:09.8214	26.237	00:34:26	11:55:03	SF
20	01:24.4775	96.224	00:35:51	11:56:28	SF
21	01:24.3579	96.361	00:37:15	11:57:52	SF
22	01:23.4898	97.363	00:38:39	11:59:16	SF
23	01:23.4977	97.354	00:40:02	12:00:39	SF

Event: USF2000 Mid-Ohio Test
Track: Mid-Ohio Sportscar Course
Report: Lap Report
Session: Practice 8

2.258 mile(s)



USF2000

June 9, 2016

Lap Data for Car 92 - Das, Cameron (R)

Best Lap

Lap	Time	Speed	Session Time	Lap TOD	TL
0	No Time	*****	00:04:04	11:24:41	SF
1	01:24.4544	96.251	00:05:28	11:26:05	SF
2	01:23.3794	97.492	00:06:51	11:27:29	SF
3	01:23.0526	97.875	00:08:14	11:28:52	SF
4	01:22.5914	98.422	00:09:37	11:30:14	SF
5	01:22.8935	98.063	00:10:60	11:31:37	SF
6	01:22.8484	98.117	00:12:23	11:33:00	SF
7	01:22.4710	98.566	00:13:45	11:34:23	SF
8	01:29.5664	90.757	00:15:15	11:35:52	SFP
9	06:09.2994	22.011	00:21:24	11:42:01	SF
10	01:22.4675	98.570	00:22:47	11:43:24	SF
11	01:22.2181	98.869	00:24:09	11:44:46	SF
12	01:41.8781	79.789	00:25:51	11:46:28	SFP
13	04:12.8126	32.153	00:30:04	11:50:41	SF
14	01:23.4943	97.358	00:31:27	11:52:04	SF
15	01:22.6194	98.389	00:32:50	11:53:27	SF
16	01:22.7886	98.187	00:34:12	11:54:50	SF
17	01:22.2149	98.873	00:35:35	11:56:12	SF
18	01:22.0955	99.016	00:36:57	11:57:34	SF
19	01:22.3535	98.706	00:38:19	11:58:56	SF
20	01:22.3325	98.731	00:39:41	12:00:19	SF