

Event:	USF2000 Mid-Ohio Test	2.258 mile(s)	
Track:	Mid-Ohio Sportscar Course		
Report:	Lap Report	USF2000	
Session:	Practice 9	June 9, 2016	

Lap Data for Car 17 - Munoz, Christian (R)	Best Lap
---	-----------------

Lap	Time	Speed	Session Time	Lap TOD	TL
0	No Time	*****	00:01:43	13:52:17	SF
1	01:26.3825	94.102	00:03:09	13:53:43	SF
2	01:29.6342	90.689	00:04:39	13:55:13	SF
3	01:26.2524	94.244	00:06:05	13:56:39	SF
4	09:14.2833	14.665	00:15:19	14:05:53	SF
5	01:24.2494	96.485	00:16:43	14:07:17	SF
6	01:23.6064	97.227	00:18:07	14:08:41	SF
7	01:23.5664	97.274	00:19:31	14:10:05	SF
8	01:31.7837	88.565	00:21:02	14:11:36	SFP
9	03:54.0342	34.733	00:24:56	14:15:30	SFP
10	06:06.1177	22.203	00:31:03	14:21:36	SF

Event: USF2000 Mid-Ohio Test
Track: Mid-Ohio Sportscar Course
Report: Lap Report
Session: Practice 9

2.258 mile(s)





USF2000

June 9, 2016

Lap Data for Car 18 - Dickerson, Dakota (R)

Best Lap

Lap	Time	Speed	Session Time	Lap TOD	TL
0	No Time	*****	00:01:31	13:52:05	SF
1	01:24.4560	96.249	00:02:56	13:53:30	SF
2	01:23.7030	97.115	00:04:19	13:54:53	SF
3	01:23.1650	97.743	00:05:42	13:56:16	SF
4	07:08.6758	18.963	00:12:51	14:03:25	SF
5	01:28.5831	91.765	00:14:20	14:04:54	SF
6	01:24.5111	96.186	00:15:44	14:06:18	SF
7	01:23.0268	97.906	00:17:07	14:07:41	SF
8	01:22.8761	98.084	00:18:30	14:09:04	SF
9	01:23.0302	97.902	00:19:53	14:10:27	SF
10	01:23.3929	97.476	00:21:17	14:11:50	SF
11	01:28.3598	91.997	00:22:45	14:13:19	SFP
12	02:15.0150	60.207	00:24:60	14:15:34	SF
13	05:55.2835	22.880	00:30:55	14:21:29	SF

Event:	USF2000 Mid-Ohio Test	2.258 mile(s)	
Track:	Mid-Ohio SportsCar Course		
Report:	Lap Report	USF2000	
Session:	Practice 9	June 9, 2016	

Lap Data for Car 19 - Stephens, Michai (R)	Best Lap
---	-----------------

Lap	Time	Speed	Session Time	Lap TOD	TL
0	No Time	*****	00:01:54	13:52:28	SF
1	01:25.8083	94.732	00:03:20	13:53:54	SF
2	01:27.8137	92.569	00:04:48	13:55:22	SF
3	01:26.3973	94.086	00:06:14	13:56:48	SF
4	06:34.9154	20.584	00:12:49	14:03:23	SF
5	01:25.9729	94.551	00:14:15	14:04:49	SF
6	01:24.8868	95.760	00:15:40	14:06:14	SF
7	01:24.1649	96.582	00:17:04	14:07:38	SF
8	01:23.7778	97.028	00:18:28	14:09:02	SF
9	01:26.9293	93.510	00:19:55	14:10:29	SF
10	01:23.6527	97.173	00:21:19	14:11:53	SF
11	01:23.8735	96.917	00:22:43	14:13:17	SF
12	01:33.3705	87.060	00:24:16	14:14:50	SFP

Event:	USF2000 Mid-Ohio Test	2.258 mile(s)	
Track:	Mid-Ohio Sportscar Course		
Report:	Lap Report	USF2000	
Session:	Practice 9	June 9, 2016	

Lap Data for Car 2 - Thompson, Parker	Best Lap
--	-----------------

Lap	Time	Speed	Session Time	Lap TOD	TL
0	No Time	*****	00:01:54	13:52:28	SF
1	01:24.7063	95.965	00:03:18	13:53:52	SF
2	01:23.3035	97.581	00:04:42	13:55:16	SF
3	01:24.2950	96.433	00:06:06	13:56:40	SF
4	07:17.2671	18.590	00:13:23	14:03:57	SF
5	01:22.4500	98.591	00:14:46	14:05:20	SF
6	01:21.8090	99.363	00:16:08	14:06:42	SF
7	01:21.5288	99.705	00:17:29	14:08:03	SF
8	01:21.8259	99.343	00:18:51	14:09:25	SF
9	01:22.0327	99.092	00:20:13	14:10:47	SF
10	01:21.6774	99.523	00:21:35	14:12:09	SF
11	01:21.2976	99.988	00:22:56	14:13:30	SF
12	01:22.5423	98.480	00:24:19	14:14:52	SF

Event: USF2000 Mid-Ohio Test
Track: Mid-Ohio SportsCar Course
Report: Lap Report
Session: Practice 9

2.258 mile(s)



USF2000

June 9, 2016

Lap Data for Car 21 - Lloyd, Jordan

Best Lap

Lap	Time	Speed	Session Time	Lap TOD	TL
0	No Time	*****	00:01:35	13:52:09	SF
1	01:24.0111	96.759	00:02:59	13:53:33	SF
2	01:22.7119	98.278	00:04:22	13:54:56	SF
3	01:22.2686	98.808	00:05:44	13:56:18	SF
4	07:00.4427	19.334	00:12:45	14:03:19	SF
5	01:28.1939	92.170	00:14:13	14:04:47	SFP
6	02:40.5517	50.630	00:16:53	14:07:27	SF
7	01:22.9475	97.999	00:18:16	14:08:50	SF
8	01:21.9282	99.219	00:19:38	14:10:12	SF
9	01:21.6364	99.573	00:20:60	14:11:34	SF
10	01:21.7202	99.471	00:22:22	14:12:56	SF
11	01:31.0649	89.264	00:23:53	14:14:27	SFP
12	06:50.7215	19.792	00:30:43	14:21:17	SF

Event: USF2000 Mid-Ohio Test
Track: Mid-Ohio SportsCar Course
Report: Lap Report
Session: Practice 9

2.258 mile(s)



USF2000

June 9, 2016

Lap Data for Car 22 - Rickards, Garth

Best Lap

Lap	Time	Speed	Session Time	Lap TOD	TL
0	No Time	*****	00:01:38	13:52:12	SF
1	01:24.8122	95.845	00:03:03	13:53:37	SF
2	01:24.0463	96.718	00:04:27	13:55:01	SF
3	01:22.7968	98.178	00:05:49	13:56:23	SF
4	06:56.8049	19.503	00:12:46	14:03:20	SF
5	01:29.1984	91.132	00:14:15	14:04:49	SFP
6	02:35.5990	52.242	00:16:51	14:07:25	SF
7	01:22.7222	98.266	00:18:14	14:08:48	SF
8	01:22.1265	98.979	00:19:36	14:10:10	SF
9	01:21.7165	99.476	00:20:58	14:11:32	SF
10	01:21.6637	99.540	00:22:19	14:12:53	SF
11	01:31.1213	89.209	00:23:50	14:14:24	SFP
12	06:55.1413	19.581	00:30:46	14:21:19	SF

Event: USF2000 Mid-Ohio Test
Track: Mid-Ohio Sportscar Course
Report: Lap Report
Session: Practice 9

2.258 mile(s)



USF2000

June 9, 2016

Lap Data for Car 3 - Lastochkin, Nikita

Best Lap

Lap	Time	Speed	Session Time	Lap TOD	TL
0	No Time	*****	00:01:36	13:52:010	SF
1	01:24.2882	96.441	00:02:60	13:53:34	SF
2	01:30.0768	90.243	00:04:30	13:55:04	SFP
3	08:19.8959	16.261	00:12:50	14:03:24	SF
4	01:23.4507	97.408	00:14:13	14:04:47	SF
5	01:23.2683	97.622	00:15:37	14:06:11	SF
6	01:22.8793	98.080	00:16:60	14:07:33	SF
7	01:22.9107	98.043	00:18:22	14:08:56	SF
8	01:22.7688	98.211	00:19:45	14:10:19	SF
9	01:22.7029	98.289	00:21:08	14:11:42	SF
10	01:22.4174	98.630	00:22:30	14:13:04	SF

Event: USF2000 Mid-Ohio Test
Track: Mid-Ohio Sportscar Course
Report: Lap Report
Session: Practice 9

2.258 mile(s)



USF2000

June 9, 2016

Lap Data for Car 33 - Agren, Ayla


Best Lap

Lap	Time	Speed	Session Time	Lap TOD	TL
0	No Time	*****	00:01:47	13:52:21	SF
1	01:24.1013	96.655	00:03:11	13:53:45	SF
2	01:23.7861	97.018	00:04:35	13:55:09	SF
3	01:24.8908	95.756	00:05:60	13:56:34	SF
4	11:46.1387	11.512	00:17:46	14:08:20	SF
5	01:23.3266	97.553	00:19:09	14:09:43	SF
6	01:22.4149	98.633	00:20:32	14:11:06	SF
7	01:22.1935	98.898	00:21:54	14:12:28	SF
8	01:22.2573	98.822	00:23:16	14:13:50	SF
9	01:29.5923	90.731	00:24:46	14:15:20	SFP
10	06:05.9336	22.214	00:30:52	14:21:26	SF

Event:	USF2000 Mid-Ohio Test	2.258 mile(s)	
Track:	Mid-Ohio Sportscar Course		USF2000
Report:	Lap Report		USF2000
Session:	Practice 9		June 9, 2016

Lap Data for Car 34 - Kohl, Lucas (R)	Best Lap
--	-----------------

Lap	Time	Speed	Session Time	Lap TOD	TL
0	No Time	*****	00:04:54	13:55:27	SF
1	01:25.4798	95.096	00:06:19	13:56:53	SF
2	07:11.0689	18.857	00:13:30	14:04:04	SF
3	01:24.1092	96.646	00:14:54	14:05:28	SF
4	01:22.9573	97.988	00:16:17	14:06:51	SF
5	01:22.8878	98.070	00:17:40	14:08:14	SF
6	01:22.9217	98.030	00:19:03	14:09:37	SF
7	01:22.9972	97.941	00:20:26	14:10:60	SF
8	01:22.4411	98.601	00:21:48	14:12:22	SF
9	01:22.4546	98.585	00:23:11	14:13:45	SF
10	01:24.2001	96.541	00:24:35	14:15:09	SF

Event:	USF2000 Mid-Ohio Test	2.258 mile(s)	
Track:	Mid-Ohio Sportscar Course		USF2000
Report:	Lap Report		USF2000
Session:	Practice 9		June 9, 2016

Lap Data for Car 4 - Cane, Jordan (R)	Best Lap
--	-----------------

Lap	Time	Speed	Session Time	Lap TOD	TL
0	No Time	*****	00:02:47	13:53:21	SF
1	01:23.7258	97.088	00:04:10	13:54:44	SF
2	01:23.2808	97.607	00:05:34	13:56:08	SF
3	07:24.1952	18.300	00:12:58	14:03:32	SF
4	01:23.1490	97.762	00:14:21	14:04:55	SF
5	01:22.6590	98.341	00:15:44	14:06:18	SF
6	01:22.6634	98.336	00:17:06	14:07:40	SF
7	01:22.5495	98.472	00:18:29	14:09:03	SF
8	01:22.5742	98.442	00:19:51	14:10:25	SF
9	01:22.5220	98.505	00:21:14	14:11:48	SF
10	01:22.4876	98.546	00:22:36	14:13:10	SF
11	01:51.4574	72.932	00:24:28	14:15:02	SFP

Event:	USF2000 Mid-Ohio Test	2.258 mile(s)	
Track:	Mid-Ohio Sportscar Course		USF2000
Report:	Lap Report		USF2000
Session:	Practice 9		June 9, 2016

Lap Data for Car 52 - Allaer, Rob (R)	Best Lap
--	-----------------

Lap	Time	Speed	Session Time	Lap TOD	TL
0	No Time	*****	00:03:08	13:53:42	SF
1	01:30.2425	90.077	00:04:38	13:55:12	SF
2	01:27.6624	92.728	00:06:06	13:56:40	SF
3	07:25.4470	18.249	00:13:31	14:04:05	SF
4	01:27.0124	93.421	00:14:58	14:05:32	SF
5	01:25.0066	95.626	00:16:23	14:06:57	SF
6	01:24.3890	96.325	00:17:48	14:08:22	SF
7	01:24.3629	96.355	00:19:12	14:09:46	SF
8	01:24.4476	96.259	00:20:37	14:11:11	SF
9	01:23.9906	96.782	00:22:01	14:12:35	SF
10	01:24.8581	95.793	00:23:25	14:13:59	SF
11	01:24.5290	96.166	00:24:50	14:15:24	SF

Event:	USF2000 Mid-Ohio Test	2.258 mile(s)	
Track:	Mid-Ohio Sportscar Course		USF2000
Report:	Lap Report		USF2000
Session:	Practice 9		June 9, 2016

Lap Data for Car 8 - Martin, Anthony	Best Lap
---	-----------------

Lap	Time	Speed	Session Time	Lap TOD	TL
0	No Time	*****	00:02:55	13:53:29	SF
1	01:23.5383	97.306	00:04:18	13:54:52	SF
2	01:22.8205	98.150	00:05:41	13:56:15	SF
3	07:43.6563	17.532	00:13:25	14:03:59	SF
4	01:22.5664	98.452	00:14:47	14:05:21	SF
5	01:22.7705	98.209	00:16:10	14:06:44	SF
6	01:22.4036	98.646	00:17:33	14:08:07	SF
7	01:28.5427	91.807	00:19:01	14:09:35	SFP
8	03:15.5618	41.566	00:22:17	14:12:51	SF
9	01:30.0347	90.285	00:23:47	14:14:21	SFP

Event: USF2000 Mid-Ohio Test
Track: Mid-Ohio Sportscar Course
Report: Lap Report
Session: Practice 9

2.258 mile(s)





USF2000

June 9, 2016

Lap Data for Car 80 - Megennis, Robert (R)


Best Lap

Lap	Time	Speed	Session Time	Lap TOD	TL
0	No Time	*****	00:01:46	13:52:20	SF
1	01:24.5187	96.178	00:03:10	13:53:44	SF
2	01:23.9169	96.867	00:04:34	13:55:08	SF
3	01:23.1349	97.778	00:05:57	13:56:31	SF
4	07:50.0394	17.294	00:13:47	14:04:21	SF
5	01:22.8693	98.092	00:15:10	14:05:44	SF
6	01:22.6381	98.366	00:16:33	14:07:07	SF
7	01:22.2903	98.782	00:17:55	14:08:29	SF
8	01:22.4049	98.645	00:19:17	14:09:51	SF
9	01:21.8967	99.257	00:20:39	14:11:13	SF
10	01:22.2159	98.871	00:22:02	14:12:35	SF
11	01:22.2733	98.802	00:23:24	14:13:58	SF
12	01:23.1222	97.793	00:24:47	14:15:21	SF

Event:	USF2000 Mid-Ohio Test	2.258 mile(s)	
Track:	Mid-Ohio Sportscar Course		
Report:	Lap Report	USF2000	
Session:	Practice 9	June 9, 2016	

Lap Data for Car 83 - Ottis, Tazio (R)	Best Lap
---	-----------------

Lap	Time	Speed	Session Time	Lap TOD	TL
0	No Time	*****	00:01:56	13:52:30	SF
1	01:25.1790	95.432	00:03:21	13:53:55	SF
2	01:24.6515	96.027	00:04:46	13:55:20	SF
3	08:55.5740	15.178	00:13:42	14:04:15	SF
4	01:24.5567	96.134	00:15:06	14:05:40	SF
5	01:23.8633	96.929	00:16:30	14:07:04	SF
6	01:23.6807	97.141	00:17:54	14:08:28	SF
7	01:24.6493	96.029	00:19:18	14:09:52	SF
8	01:23.5547	97.287	00:20:42	14:11:16	SF
9	01:23.4941	97.358	00:22:05	14:12:39	SF
10	01:23.6770	97.145	00:23:29	14:14:03	SF
11	01:24.0189	96.750	00:24:53	14:15:27	SF

Event:	USF2000 Mid-Ohio Test	2.258 mile(s)	
Track:	Mid-Ohio Sportscar Course		
Report:	Lap Report	USF2000	
Session:	Practice 9	June 9, 2016	

Lap Data for Car 92 - Das, Cameron (R)	Best Lap
---	-----------------

Lap	Time	Speed	Session Time	Lap TOD	TL
0	No Time	*****	00:01:55	13:52:29	SF
1	01:25.5196	95.052	00:03:20	13:53:54	SF
2	01:23.8641	96.928	00:04:44	13:55:18	SF
3	01:23.2353	97.660	00:06:07	13:56:41	SF
4	06:59.0477	19.398	00:13:06	14:03:40	SF
5	01:23.0694	97.856	00:14:30	14:05:03	SF
6	01:22.2065	98.883	00:15:52	14:06:26	SF
7	01:22.3417	98.720	00:17:14	14:07:48	SF
8	01:22.3133	98.754	00:18:36	14:09:10	SF
9	01:21.9607	99.179	00:19:58	14:10:32	SF
10	01:21.7903	99.386	00:21:20	14:11:54	SF
11	01:30.1603	90.159	00:22:50	14:13:24	SFP