

Event: Cooper Tires USF2000 GP of St Petersburg

Round 1 / 2

Track: St Petersburg Street Circuit

1.8 mile(s)



Report: Section Data Report

USF2000

Session: Practice 1

March 9, 2018

Section Data for Car 10 - Holden, Zach (R)

Lap	T/SF to I1	I1 to I2	I2 to I3	I3 to I4A	I4A to I4	I4 to I5A	I5A to I5	I5 to I6A	I6A to I6	I6 to I7	I7 to SF	I3 to I4	I4 to I5	I5 to I6	Lap	
1	T	3.9648	8.6718	10.2571	6.3569	11.0688	4.7941	8.9286	6.7320	6.8081	12.1794	5.6476	17.4257	13.7227	13.5401	85.4092
	S	118.142	61.170	85.683	71.111	54.946	51.199	99.272	68.668	93.538	58.948	105.033	60.843	82.478	81.173	75.870
2	T	3.8319	8.5365	9.5499	6.3316	10.5199	4.5840	8.7299	6.6107	6.6120	11.6685	5.5354	16.8515	13.3139	13.2227	82.5103
	S	122.239	62.140	92.029	71.395	57.813	53.546	101.532	69.928	96.312	61.529	107.162	62.916	85.010	83.122	78.536
3	T	3.8847	8.3131	9.1115	6.1866	10.7461	4.5111	8.6716	7.1373	6.6100	11.0293	5.4290	16.9327	13.1827	13.7473	81.6303
	S	120.578	63.809	96.457	73.068	56.596	54.411	102.215	64.769	96.342	65.095	109.262	62.614	85.856	79.950	79.382
4	T	3.8622	8.0350	9.1052	5.9781	9.9303	4.4263	8.5586	6.3531	6.4375	11.5142	5.4717	15.9084	12.9849	12.7906	79.6722
	S	121.280	66.018	96.523	75.617	61.245	55.454	103.564	72.763	98.923	62.354	108.409	66.646	87.164	85.930	81.333
5	T	3.7657	8.2418	8.9155	5.9185	9.9026	4.3579	8.5612	6.2699	6.3581	10.5111	5.3649	15.8211	12.9191	12.6280	78.1672
	S	124.388	64.361	98.577	76.378	61.416	56.324	103.533	73.729	100.159	68.304	110.567	67.013	87.608	87.036	82.899
6	T	3.7623	7.8168	9.0784	6.1013	9.7905	4.3592	8.5439	6.2100	6.3287	10.4487	5.3742	15.8918	12.9031	12.5387	77.8140
	S	124.501	67.861	96.808	74.090	62.120	56.307	103.742	74.440	100.624	68.712	110.376	66.715	87.717	87.656	83.276
7	T	3.7191	7.5958	8.5349	5.8892	9.7743	4.2664	8.5266	6.3551	6.5336	10.2833	5.3672	15.6635	12.7930	12.8887	76.8455
	S	125.947	69.835	102.973	76.758	62.223	57.532	103.953	72.740	97.468	69.818	110.520	67.688	88.472	85.276	84.325
8	T	3.7917	7.6337	8.6367	6.0632	9.7029	4.2953	8.5524	6.0204	6.3082	11.5054	5.6614	15.7661	12.8477	12.3286	78.1713
	S	123.535	69.489	101.759	74.556	62.680	57.145	103.639	76.784	100.951	62.402	104.777	67.247	88.095	89.150	82.895
9	T	3.7174	7.5378	8.4661	5.8347	9.6561	4.2549	8.4597	6.0524	6.3000	10.1438	5.3734	15.4908	12.7146	12.3524	75.7963
	S	126.004	70.373	103.810	77.475	62.984	57.688	104.775	76.378	101.082	70.778	110.392	68.442	89.017	88.978	85.492
10	T	3.6887	7.6285	8.7459	6.0626	9.8002	4.2404	8.5368	6.1401	6.2998	10.1482	5.3631	15.8628	12.7772	12.4399	76.6543
	S	126.985	69.536	100.489	74.563	62.058	57.885	103.829	75.287	101.085	70.747	110.604	66.837	88.581	88.352	84.535
11	T	3.6857	8.8359	9.7339	6.2199	9.9678	4.3012	8.5209	6.2154	6.2800	10.1472	5.3733	16.1877	12.8221	12.4954	79.2812
	S	127.088	60.034	90.289	72.677	61.015	57.067	104.022	74.375	101.404	70.754	110.394	65.496	88.271	87.960	81.734
12	T	3.7603	7.5250	8.4705	5.7863	9.7213	4.1847	8.5139	6.1730	6.3214	10.2574	5.4200	15.5076	12.6986	12.4944	76.1338
	S	124.567	70.492	103.756	78.123	62.562	58.655	104.108	74.886	100.740	69.994	109.443	68.368	89.129	87.967	85.113
13	T	3.7055	7.5179	8.3332	5.6485	9.7148	4.2489	8.4596	5.9901	6.2505	10.1150	5.3538	15.3633	12.7085	12.2406	75.3378
	S	126.409	70.559	105.465	80.029	62.604	57.769	104.776	77.173	101.883	70.979	110.796	69.010	89.060	89.791	86.013
14	T	3.7194	7.5900	8.3226	5.6549	9.5551	4.3332	8.4475	6.2539	6.3781	10.1947	5.3791	15.2100	12.7807	12.6320	75.8285
	S	125.937	69.889	105.600	79.939	63.650	56.645	104.926	73.918	99.844	70.424	110.275	69.706	88.557	87.008	85.456
15	T	3.6895	7.4119	8.3154	5.6501	9.4282	4.2119	8.4308	5.8831	6.2551	9.9883	5.3548	15.0783	12.6427	12.1382	74.6191
	S	126.957	71.568	105.691	80.007	64.507	58.276	105.134	78.576	101.808	71.880	110.776	70.315	89.523	90.548	86.841
16	T	3.6642	8.6955	9.1479	6.0507	9.6244	4.2810	8.4981	6.0628	6.2758	9.9137	5.3354	15.6751	12.7791	12.3386	77.5495
	S	127.834	61.003	96.073	74.710	63.192	57.336	104.301	76.247	101.472	72.420	111.179	67.638	88.568	89.077	83.560
17	T	3.6928	7.4599	8.3348	5.5537	9.3714	4.1626	8.4394	6.0256	6.2441	9.9108	5.3584	14.9251	12.6020	12.2697	74.5535
	S	126.844	71.107	105.445	81.395	64.898	58.967	105.027	76.718	101.987	72.442	110.701	71.037	89.813	89.578	86.917
18	T	3.7225	7.4108	8.3472	5.6298	9.4559	4.1721	8.4325	5.8696	6.3002	9.9421	5.3340	15.0857	12.6046	12.1698	74.6167
	S	125.832	71.579	105.288	80.295	64.318	58.832	105.113	78.757	101.079	72.214	111.208	70.280	89.794	90.313	86.844
19	T	3.6879	7.3366	8.2793	5.5981	9.2430	4.2849	8.4696	5.8663	6.2040	9.9251	5.3452	14.8411	12.7545	12.0703	74.2400
	S	127.012	72.303	106.152	80.750	65.799	57.284	104.652	78.801	102.646	72.337	110.975	71.439	88.739	91.057	87.284

Event: Cooper Tires USF2000 GP of St Petersburg

Round 1 / 2

Track: St Petersburg Street Circuit

1.8 mile(s)



Report: Section Data Report

USF2000

Session: Practice 1

March 9, 2018

Section Data for Car 10 - Holden, Zach (R)

Lap	T/SPO to SF	SF to PI
1	T	111.1441
	S	51.904
2	T	
	S	
3	T	
	S	
4	T	
	S	
5	T	
	S	
6	T	
	S	
7	T	
	S	
8	T	
	S	
9	T	
	S	
10	T	
	S	
11	T	
	S	
12	T	
	S	
13	T	
	S	
14	T	
	S	
15	T	
	S	
16	T	
	S	
17	T	
	S	
18	T	
	S	
19	T	
	S	

Event: Cooper Tires USF2000 GP of St Petersburg

Round 1 / 2

Track: St Petersburg Street Circuit

1.8 mile(s)



Report: Section Data Report

USF2000

Session: Practice 1

March 9, 2018

Section Data for Car 11 - Enders, Kory

Table with columns: Lap, T/SF to I1, I1 to I2, I2 to I3, I3 to I4A, I4A to I4, I4 to I5A, I5A to I5, I5 to I6A, I6A to I6, I6 to I7, I7 to SF, I3 to I4, I4 to I5, I5 to I6, Lap. Rows 20, 1, 2, 3, 4, 5, 6, 7, 8, 9, 10, 11, 12, 13, 14, 15, 16, 17, 18.

Event: Cooper Tires USF2000 GP of St Petersburg

Round 1 / 2

Track: St Petersburg Street Circuit

1.8 mile(s)



Report: Section Data Report

USF2000

Session: Practice 1

March 9, 2018

Section Data for Car 11 - Enders, Kory

Lap	T/SPO to SF	SF to PI
20	T	80.8056
	S	72.852

Lap	T/SPO to SF
1	T 89.2189
	S 64.660
2	T
	S
3	T
	S
4	T
	S
5	T
	S
6	T
	S
7	T
	S
8	T
	S
9	T
	S
10	T
	S
11	T
	S
12	T
	S
13	T
	S
14	T
	S
15	T
	S
16	T
	S
17	T
	S
18	T
	S

Event: Cooper Tires USF2000 GP of St Petersburg

Round 1 / 2

Track: St Petersburg Street Circuit

1.8 mile(s)



Report: Section Data Report

USF2000

Session: Practice 1

March 9, 2018

Section Data for Car 12 - Sierra, Jose (R)

Table with columns: Lap, T/SF to I1, I1 to I2, I2 to I3, I3 to I4A, I4A to I4, I4 to I5A, I5A to I5, I5 to I6A, I6A to I6, I6 to I7, I7 to SF, I3 to I4, I4 to I5, I5 to I6, Lap. Rows 1-19 with T and S split.

Event: Cooper Tires USF2000 GP of St Petersburg

Round 1 / 2

Track: St Petersburg Street Circuit

1.8 mile(s)



Report: Section Data Report

USF2000

Session: Practice 1

March 9, 2018

Section Data for Car 12 - Sierra, Jose (R)

Lap	T/SPO to SF	
19	T	
	S	
Lap	T/SPO to SF	SF to PI
1	T	91.1474
	S	63.292
2	T	
	S	
3	T	
	S	
4	T	
	S	
5	T	
	S	
6	T	
	S	
7	T	
	S	
8	T	
	S	
9	T	
	S	
10	T	
	S	
11	T	
	S	
12	T	
	S	
13	T	
	S	
14	T	
	S	
15	T	
	S	
16	T	
	S	
17	T	
	S	
18	T	
	S	

Event: Cooper Tires USF2000 GP of St Petersburg

Round 1 / 2

Track: St Petersburg Street Circuit

1.8 mile(s)



Report: Section Data Report

USF2000

Session: Practice 1

March 9, 2018

Section Data for Car 21 - Ming, Calvin

Table with columns: Lap, T/SF to I1, I1 to I2, I2 to I3, I3 to I4A, I4A to I4, I4 to I5A, I5A to I5, I5 to I6A, I6A to I6, I6 to I7, I7 to SF, I3 to I4, I4 to I5, I5 to I6, Lap. Rows 19-20 and 1-17.

Event: Cooper Tires USF2000 GP of St Petersburg

Round 1 / 2

Track: St Petersburg Street Circuit

1.8 mile(s)



Report: Section Data Report

USF2000

Session: Practice 1

March 9, 2018

Section Data for Car 21 - Ming, Calvin

Lap	T/SPO to SF	SF to PI
19	T	
	S	
20	T	78.4020
	S	75.085

Lap	T/SPI to PO	PO to SF	SF to PI
1	T	85.0114	
	S	67.860	
2	T		
	S		
3	T		
	S		
4	T		
	S		
5	T		
	S		
6	T		
	S		
7	T		
	S		
8	T		
	S		
9	T		
	S		
10	T		
	S		
11	T		
	S		
12	T		
	S		
13	T		
	S		
14	T		
	S		
15	T		
	S		
16	T		
	S		
17	T		
	S		

Event: Cooper Tires USF2000 GP of St Petersburg
Track: St Petersburg Street Circuit
Report: Section Data Report
Session: Practice 1

Round 1 / 2
1.8 mile(s)
USF2000
March 9, 2018



Section Data for Car 21 - Ming, Calvin

Lap	T/SF to I1	I1 to I2	I2 to I3	I3 to I4A	I4A to I4	I4 to I5A	I5A to I5	I5 to I6A	I6A to I6	I6 to I7	I7 to SF	I3 to I4	I4 to I5	I5 to I6	Lap	
18	T	3.6238	7.3818	8.6834	6.3020	9.5648	4.2112	8.3473	5.9448	6.2317	10.1425	5.2878	15.8668	12.5585	12.1765	75.7211
	S	129.259	71.860	101.212	71.730	63.585	58.286	106.186	77.761	102.190	70.787	112.179	66.820	90.124	90.263	85.577
19	T	3.6639	7.4654	8.2075	5.6684	9.2888	4.1654	8.3496	5.8349	6.2032	10.2532	5.3086	14.9572	12.5150	12.0381	74.4089
	S	127.844	71.055	107.081	79.748	65.475	58.927	106.156	79.225	102.660	70.022	111.740	70.884	90.437	91.301	87.086
20	T	3.6701	7.5284	8.2782	5.6073	9.6991	4.7852	9.3735	7.4687	9.0538	10.3858	5.2747	15.3064	14.1587	16.5225	81.1248
	S	127.628	70.460	106.166	80.617	62.705	51.295	94.561	61.895	70.337	69.128	112.458	69.267	79.938	66.521	79.877
21	T															
	S															

Event: Cooper Tires USF2000 GP of St Petersburg

Round 1 / 2

Track: St Petersburg Street Circuit

1.8 mile(s)



Report: Section Data Report

USF2000

Session: Practice 1

March 9, 2018

Section Data for Car 21 - Ming, Calvin

Lap	T/SPI to PO	PO to SF	SF to PI
18	T		
	S		
19	T		
	S		
20	T		80.0237
	S		73.563
21	T	92.2441	
	S	11.571	

Event: Cooper Tires USF2000 GP of St Petersburg

Round 1 / 2

Track: St Petersburg Street Circuit

1.8 mile(s)



Report: Section Data Report

USF2000

Session: Practice 1

March 9, 2018

Section Data for Car 22 - Kohl, Lucas

Lap	T/SF to I1	I1 to I2	I2 to I3	I3 to I4A	I4A to I4	I4 to I5A	I5A to I5	I5 to I6A	I6A to I6	I6 to I7	I7 to SF	I3 to I4	I4 to I5	I5 to I6	Lap	
1	T	4.1152	8.7851	10.5076	6.7761	10.7751	4.8935	8.9107	7.0056	7.0982	11.8528	5.5115	17.5512	13.8042	14.1038	86.2314
	S	113.824	60.381	83.641	66.712	56.443	50.159	99.472	65.986	89.715	60.573	107.626	60.408	81.991	77.929	75.147
2	T	4.0505	8.5064	9.7912	6.5074	10.4817	4.6323	8.8399	6.7479	6.7084	11.3206	5.4288	16.9891	13.4722	13.4563	83.0151
	S	115.642	62.359	89.761	69.466	58.023	52.988	100.269	68.506	94.928	63.420	109.266	62.406	84.011	81.679	78.058
3	T	3.7857	8.0886	9.4320	6.0513	9.9475	4.4176	8.5624	6.4751	6.5272	10.8400	5.3737	15.9988	12.9800	13.0023	79.5011
	S	123.731	65.581	93.179	74.702	61.139	55.563	103.518	71.392	97.564	66.232	110.386	66.269	87.197	84.530	81.508
4	T	3.7625	7.9225	9.0663	6.0066	9.8506	4.3151	8.4288	6.3060	6.3797	10.6685	5.3641	15.8572	12.7439	12.6857	78.0707
	S	124.494	66.955	96.937	75.258	61.741	56.883	105.159	73.307	99.819	67.297	110.584	66.861	88.813	86.640	83.002
5	T	3.6886	7.8322	9.2038	6.2111	9.7945	4.3048	8.4667	6.9934	6.5167	10.4909	5.3642	16.0056	12.7715	13.5101	78.8669
	S	126.988	67.727	95.489	72.780	62.094	57.019	104.688	66.101	97.721	68.436	110.582	66.241	88.621	81.353	82.164
6	T	3.7772	7.6331	8.9934	5.9932	9.5563	4.2101	8.4285	6.4498	6.2825	10.2947	5.3022	15.5495	12.6386	12.7323	76.9210
	S	124.010	69.494	97.723	75.426	63.642	58.301	105.163	71.672	101.364	69.740	111.875	68.184	89.552	86.323	84.242
7	T	3.7324	7.8554	9.1137	6.0409	9.5909	4.2348	8.7152	7.0712	6.5230	10.5726	5.2868	15.6318	12.9500	13.5942	78.7369
	S	125.498	67.527	96.433	74.831	63.412	57.961	101.703	65.374	97.627	67.907	112.201	67.825	87.399	80.850	82.299
8	T	3.7673	7.8810	8.6940	5.8571	9.4811	4.1843	8.3288	6.2530	6.2187	10.7302	5.3398	15.3382	12.5131	12.4717	76.7353
	S	124.335	67.308	101.089	77.179	64.147	58.661	106.422	73.928	102.404	66.910	111.087	69.123	90.451	88.127	84.446
9	T	3.7143	7.6878	8.6415	5.7708	9.4040	4.1331	8.3068	6.1339	6.1947	10.1717	5.2884	15.1748	12.4399	12.3286	75.4470
	S	126.110	69.000	101.703	78.333	64.673	59.388	106.703	75.364	102.800	70.584	112.167	69.868	90.983	89.150	85.888
10	T	3.6762	7.5574	8.5627	5.8695	9.5526	4.1746	8.2682	6.0730	6.2024	10.0305	5.2868	15.4221	12.4428	12.2754	75.2539
	S	127.417	70.190	102.639	77.016	63.667	58.797	107.202	76.119	102.673	71.577	112.201	68.747	90.962	89.536	86.108
11	T	3.6450	7.4459	8.4922	5.6774	9.2976	4.0741	8.2739	6.0256	6.1659	10.1218	5.2816	14.9750	12.3480	12.1915	74.5010
	S	128.507	71.241	103.491	79.622	65.413	60.248	107.128	76.718	103.281	70.932	112.311	70.800	91.660	90.152	86.979
12	T	3.6574	7.4383	8.4536	5.7171	9.3725	4.1175	8.2641	6.0425	6.1440	10.0210	5.2776	15.0896	12.3816	12.1865	74.5056
	S	128.072	71.314	103.963	79.069	64.890	59.613	107.255	76.504	103.649	71.645	112.396	70.262	91.411	90.189	86.973
13	T	3.6446	7.5069	8.6755	6.2083	10.7542	4.4819	11.2624	6.7198	6.3821	10.0930	5.2721	16.9625	15.7443	13.1019	81.0008
	S	128.521	70.662	101.304	72.813	56.553	54.766	78.701	68.793	99.782	71.134	112.513	62.504	71.887	83.888	79.999
14	T	3.6925	7.4543	8.6204	5.4937	9.2297	4.1019	8.3659	5.9558	6.2309	10.2533	5.3351	14.7234	12.4678	12.1867	74.7335
	S	126.854	71.161	101.952	82.284	65.894	59.839	105.950	77.617	102.203	70.022	111.185	72.010	90.779	90.188	86.708
15	T	3.6750	7.4503	8.2921	5.4037	9.2267	4.0629	8.3115	5.8324	6.1763	9.9830	5.3019	14.6304	12.3744	12.0087	73.7158
	S	127.458	71.199	105.988	83.655	65.915	60.414	106.643	79.259	103.107	71.918	111.881	72.467	91.464	91.525	87.905
16	T	3.6469	7.2567	8.1884	5.3896	9.3197	4.0881	8.3369	5.7839	6.1787	9.9629	5.3016	14.7093	12.4250	11.9626	73.4534
	S	128.440	73.099	107.330	83.874	65.258	60.041	106.318	79.924	103.067	72.063	111.887	72.079	91.092	91.877	88.219
17	T	3.6241	7.4135	8.2328	5.4097	9.2793	4.0462	8.3023	5.7359	6.1470	10.0449	5.3091	14.6890	12.3485	11.8829	73.5448
	S	129.248	71.553	106.751	83.562	65.542	60.663	106.761	80.593	103.598	71.475	111.729	72.178	91.656	92.493	88.110
18	T	3.6514	7.4147	8.3029	5.7001	9.3423	4.0477	8.2958	7.2770	7.2395	10.0338	5.2850	15.0424	12.3435	14.5165	76.5902
	S	128.282	71.541	105.850	79.305	65.100	60.640	106.845	63.525	87.964	71.554	112.239	70.483	91.693	75.713	84.606
19	T	3.6377	7.3603	8.2612	5.4451	9.2938	4.0897	8.2930	6.0358	6.4622	9.9339	5.2832	14.7389	12.3827	12.4980	74.0959
	S	128.765	72.070	106.385	83.019	65.440	60.018	106.881	76.588	98.545	72.273	112.277	71.934	91.403	87.941	87.454

Event: Cooper Tires USF2000 GP of St Petersburg

Round 1 / 2

Track: St Petersburg Street Circuit

1.8 mile(s)



Report: Section Data Report

USF2000

Session: Practice 1

March 9, 2018

Section Data for Car 22 - Kohl, Lucas

Lap	T/SPI to PO	PO to SF	SF to PI
1	T	84.7811	
	S	68.044	
2	T		
	S		
3	T		
	S		
4	T		
	S		
5	T		
	S		
6	T		
	S		
7	T		
	S		
8	T		
	S		
9	T		
	S		
10	T		
	S		
11	T		
	S		
12	T		
	S		
13	T		
	S		
14	T		
	S		
15	T		
	S		
16	T		
	S		
17	T		
	S		
18	T		
	S		
19	T		
	S		

Event: Cooper Tires USF2000 GP of St Petersburg
Track: St Petersburg Street Circuit
Report: Section Data Report
Session: Practice 1

Round 1 / 2
1.8 mile(s)
USF2000
March 9, 2018



Section Data for Car 22 - Kohl, Lucas

Lap	T/SF to I1	I1 to I2	I2 to I3	I3 to I4A	I4A to I4	I4 to I5A	I5A to I5	I5 to I6A	I6A to I6	I6 to I7	I7 to SF	I3 to I4	I4 to I5	I5 to I6	Lap	
20	T	3.6440	7.4674	8.2599	5.6322	9.7887	4.9778	11.3774	8.3847	10.4946	10.2554	5.3025	15.4209	16.3552	18.8793	85.5846
	S	128.543	71.036	106.401	80.261	62.131	49.310	77.906	55.133	60.681	70.007	111.868	68.753	69.202	58.217	75.715
21	T															
	S															

Event: Cooper Tires USF2000 GP of St Petersburg

Round 1 / 2

Track: St Petersburg Street Circuit

1.8 mile(s)



Report: Section Data Report

USF2000

Session: Practice 1

March 9, 2018

Section Data for Car 22 - Kohl, Lucas

Lap	T/SPI to PO	PO to SF	SF to PI
20	T		86.6017
	S		67.976
21	T	88.0886	
	S	12.117	

Event: Cooper Tires USF2000 GP of St Petersburg

Round 1 / 2

Track: St Petersburg Street Circuit

1.8 mile(s)



Report: Section Data Report

USF2000

Session: Practice 1

March 9, 2018

Section Data for Car 23 - Lindh, Rasmus (R)

Lap	T/SF to I1	I1 to I2	I2 to I3	I3 to I4A	I4A to I4	I4 to I5A	I5A to I5	I5 to I6A	I6A to I6	I6 to I7	I7 to SF	I3 to I4	I4 to I5	I5 to I6	Lap	
1	T	3.8378	8.8985	10.2682	6.8687	10.6404	4.9481	8.9694	7.0488	7.0436	11.9381	5.4976	17.5091	13.9175	14.0924	85.9592
	S	122.051	59.612	85.591	65.812	57.158	49.606	98.821	65.582	90.411	60.140	107.898	60.553	81.323	77.992	75.385
2	T	4.1170	8.3918	9.8110	6.6189	10.1676	4.6001	8.6937	6.7964	6.5521	11.4110	5.4822	16.7865	13.2938	13.3485	82.6418
	S	113.774	63.211	89.579	68.296	59.816	53.359	101.955	68.017	97.193	62.918	108.201	63.160	85.139	82.338	78.411
3	T	3.7706	8.0794	9.3635	6.2856	9.9845	4.4867	8.5647	6.5231	6.2962	10.8863	5.3723	16.2701	13.0514	12.8193	79.6129
	S	124.227	65.655	93.861	71.918	60.913	54.707	103.490	70.867	101.143	65.950	110.415	65.164	86.720	85.737	81.394
4	T	3.7656	7.8678	9.0906	6.0769	9.6450	4.4056	8.4305	6.3723	6.2495	10.7422	5.3566	15.7219	12.8361	12.6218	78.0026
	S	124.392	67.421	96.678	74.388	63.057	55.714	105.138	72.544	101.899	66.835	110.738	67.436	88.175	87.079	83.074
5	T	3.6921	8.1758	8.9860	6.0736	9.7138	4.2746	8.3369	6.4839	6.3831	10.5700	5.3403	15.7874	12.6115	12.8670	78.0301
	S	126.868	64.881	97.804	74.428	62.610	57.422	106.318	71.295	99.766	67.924	111.076	67.157	89.745	85.419	83.045
6	T	3.7269	7.5464	8.7890	6.0611	9.5236	4.2568	8.4431	6.4137	6.3563	10.4132	5.3722	15.5847	12.6999	12.7700	76.9023
	S	125.683	70.292	99.996	74.581	63.860	57.662	104.981	72.076	100.187	68.947	110.417	68.030	89.120	86.068	84.263
7	T	3.7044	7.8019	8.8887	5.8890	9.6720	4.4750	8.7103	6.6320	6.4742	10.8680	5.3482	15.5610	13.1853	13.1062	78.4637
	S	126.447	67.990	98.874	76.761	62.881	54.850	101.760	69.703	98.362	66.061	110.912	68.134	85.839	83.860	82.586
8	T	3.7536	7.5800	8.5688	6.0752	9.4199	4.2640	8.4384	6.1370	6.2417	11.1024	5.3894	15.4951	12.7024	12.3787	76.9704
	S	124.789	69.981	102.566	74.408	64.564	57.564	105.039	75.326	102.026	64.667	110.065	68.423	89.103	88.789	84.188
9	T	3.6881	7.4453	8.4407	5.8393	9.3783	4.2043	8.4243	5.9609	6.2161	10.3101	5.3545	15.2176	12.6286	12.1770	75.2619
	S	127.006	71.247	104.122	77.414	64.850	58.382	105.215	77.551	102.447	69.636	110.782	69.671	89.623	90.260	86.099
10	T	3.6587	7.7230	8.5657	5.7918	9.4927	4.1756	8.3618	5.9159	6.2098	10.1931	5.3303	15.2845	12.5374	12.1257	75.4184
	S	128.026	68.685	102.603	78.049	64.068	58.783	106.002	78.141	102.551	70.435	111.285	69.366	90.275	90.641	85.921
11	T	3.6803	7.4288	8.5252	5.7785	9.2482	4.1773	8.3575	5.8707	6.2026	10.0262	5.3143	15.0267	12.5348	12.0733	74.6096
	S	127.275	71.405	103.090	78.229	65.762	58.759	106.056	78.742	102.670	71.608	111.620	70.556	90.294	91.035	86.852
12	T	3.6739	7.3275	8.4198	5.7892	9.3132	4.1516	8.3533	5.8789	6.1918	10.0585	5.3546	15.1024	12.5049	12.0707	74.5123
	S	127.496	72.392	104.381	78.084	65.303	59.123	106.109	78.633	102.849	71.378	110.780	70.203	90.510	91.054	86.966
13	T	3.6505	7.2824	8.4093	5.6907	9.2811	4.1563	8.3652	5.8161	6.1951	10.0316	5.3264	14.9718	12.5215	12.0112	74.2047
	S	128.314	72.841	104.511	79.436	65.529	59.056	105.958	79.482	102.794	71.569	111.366	70.815	90.390	91.506	87.326
14	T	3.6574	7.5016	8.4049	5.6894	9.3658	4.1758	8.3723	5.9271	6.2200	9.9213	5.3315	15.0552	12.5481	12.1471	74.5671
	S	128.072	70.712	104.566	79.454	64.936	58.780	105.869	77.993	102.382	72.365	111.260	70.423	90.198	90.482	86.902
15	T	3.6686	7.3553	8.3614	5.5780	9.2526	4.0964	8.3524	5.9695	6.1822	10.0250	5.3346	14.8306	12.4488	12.1517	74.1760
	S	127.681	72.119	105.110	81.041	65.731	59.920	106.121	77.439	103.008	71.616	111.195	71.489	90.918	90.448	87.360
16	T	3.6506	7.2702	8.2363	5.5065	9.3472	4.1927	8.3640	5.7930	6.1796	9.8921	5.3212	14.8537	12.5567	11.9726	73.7534
	S	128.310	72.963	106.706	82.093	65.066	58.543	105.974	79.799	103.052	72.579	111.475	71.378	90.137	91.801	87.860
17	T	3.6362	7.5451	8.6517	6.2428	9.9876	4.4289	8.4934	5.8728	6.2275	10.0190	5.2944	16.2304	12.9223	12.1003	76.3994
	S	128.818	70.305	101.583	72.411	60.894	55.421	104.359	78.714	102.259	71.659	112.039	65.324	87.586	90.832	84.817
18	T	3.6601	7.2260	9.2990	6.8021	9.5894	4.3143	8.3579	5.9342	6.1640	10.0067	5.3387	16.3915	12.6722	12.0982	76.6924
	S	127.977	73.409	94.512	66.457	63.422	56.893	106.051	77.900	103.312	71.747	111.110	64.682	89.315	90.847	84.493
19	T	3.6742	7.4984	8.3724	5.7222	9.2838	4.1665	8.3478	5.8867	6.1751	10.2032	5.2737	15.0060	12.5143	12.0618	74.6040
	S	127.486	70.742	104.972	78.999	65.510	58.911	106.179	78.528	103.127	70.366	112.479	70.654	90.442	91.122	86.859

Event: Cooper Tires USF2000 GP of St Petersburg

Round 1 / 2

Track: St Petersburg Street Circuit

1.8 mile(s)



Report: Section Data Report

USF2000

Session: Practice 1

March 9, 2018

Section Data for Car 23 - Lindh, Rasmus (R)

Lap	T/SPI to PO	PO to SF	SF to PI
1	T	84.9935	
	S	67.874	
2	T		
	S		
3	T		
	S		
4	T		
	S		
5	T		
	S		
6	T		
	S		
7	T		
	S		
8	T		
	S		
9	T		
	S		
10	T		
	S		
11	T		
	S		
12	T		
	S		
13	T		
	S		
14	T		
	S		
15	T		
	S		
16	T		
	S		
17	T		
	S		
18	T		
	S		
19	T		
	S		

Event: Cooper Tires USF2000 GP of St Petersburg
Track: St Petersburg Street Circuit
Report: Section Data Report
Session: Practice 1

Round 1 / 2
1.8 mile(s)
USF2000
March 9, 2018



Section Data for Car 23 - Lindh, Rasmus (R)

Lap	T/SF to I1	I1 to I2	I2 to I3	I3 to I4A	I4A to I4	I4 to I5A	I5A to I5	I5 to I6A	I6A to I6	I6 to I7	I7 to SF	I3 to I4	I4 to I5	I5 to I6	Lap	
20	T	3.7436	7.5760	8.4513	5.6789	9.3884	5.0095	9.1965	7.6008	9.1750	10.0733	5.2596	15.0673	14.2060	16.7758	81.1529
	S	125.123	70.018	103.992	79.601	64.780	48.998	96.381	60.819	69.408	71.273	112.781	70.366	79.672	65.516	79.849
21	T															
	S															

Event: Cooper Tires USF2000 GP of St Petersburg

Round 1 / 2

Track: St Petersburg Street Circuit

1.8 mile(s)



Report: Section Data Report

USF2000

Session: Practice 1

March 9, 2018

Section Data for Car 23 - Lindh, Rasmus (R)

Lap	T/SPI to PO	PO to SF	SF to PI
20	T		80.5568
	S		73.077
21	T	92.5348	
	S	11.535	

Event: Cooper Tires USF2000 GP of St Petersburg

Round 1 / 2

Track: St Petersburg Street Circuit

1.8 mile(s)



Report: Section Data Report

USF2000

Session: Practice 1

March 9, 2018

Section Data for Car 24 - Frederick, Kaylen

Lap	T/SF to I1	I1 to I2	I2 to I3	I3 to I4A	I4A to I4	I4 to I5A	I5A to I5	I5 to I6A	I6A to I6	I6 to I7	I7 to SF	I3 to I4	I4 to I5	I5 to I6	Lap	
1	T	4.1140	8.4791	10.2854	6.6622	10.9852	4.8494	9.4859	6.9627	7.5880	11.4899	5.5664	17.6474	14.3353	14.5507	86.4682
	S	113.857	62.560	85.448	67.852	55.364	50.615	93.440	66.393	83.924	62.486	106.565	60.078	78.953	75.535	74.941
2	T	4.2382	8.1148	9.6959	6.4842	10.8146	4.7706	9.0946	6.6116	6.7552	11.4760	6.1208	17.2988	13.8652	13.3668	84.1765
	S	110.521	65.369	90.643	69.715	56.237	51.452	97.460	69.918	94.271	62.561	96.912	61.289	81.630	82.225	76.981
3	T	3.8237	7.7557	8.8948	5.9680	10.1995	4.4458	8.4790	6.2463	6.3511	10.5511	5.3761	16.1675	12.9248	12.5974	78.0911
	S	122.502	68.395	98.806	75.745	59.629	55.210	104.536	74.007	100.269	68.045	110.337	65.578	87.569	87.247	82.980
4	T	3.6858	7.7921	8.6863	5.9902	9.8992	4.4035	8.4145	6.2814	6.3271	10.2470	5.3482	15.8894	12.8180	12.6085	77.0753
	S	127.085	68.076	101.178	75.464	61.437	55.741	105.338	73.594	100.649	70.065	110.912	66.725	88.299	87.171	84.074
5	T	3.7359	7.4142	8.8347	5.5827	9.7685	4.3723	8.4600	5.9481	6.2613	10.3576	5.3558	15.3512	12.8323	12.2094	76.0911
	S	125.381	71.546	99.479	80.973	62.259	56.139	104.771	77.718	101.707	69.317	110.755	69.065	88.201	90.020	85.161
6	T	3.7058	7.5524	8.9434	5.6181	9.9000	4.5254	8.7822	6.4050	6.5918	10.2696	5.3746	15.5181	13.3076	12.9968	77.6683
	S	126.399	70.237	98.270	80.462	61.433	54.239	100.927	72.174	96.608	69.911	110.368	68.322	85.051	84.566	83.432
7	T	3.6763	7.5911	8.3730	5.5564	9.6588	4.2879	8.3951	5.8466	6.1987	10.8698	5.3034	15.2152	12.6830	12.0453	75.7571
	S	127.413	69.878	104.964	81.356	62.967	57.244	105.581	79.067	102.734	66.050	111.849	69.682	89.239	91.246	85.537
8	T	3.6448	7.9957	8.5751	5.5033	9.5250	4.2083	8.4001	5.8213	6.2481	9.9908	5.3104	15.0283	12.6084	12.0694	75.2229
	S	128.514	66.342	102.490	82.141	63.851	58.326	105.518	79.411	101.922	71.862	111.702	70.549	89.767	91.064	86.144
9	T	3.6195	7.6825	8.6317	5.4551	9.5163	4.2408	8.4144	6.0088	6.3057	10.1977	5.2690	14.9714	12.6552	12.3145	75.3415
	S	129.413	69.047	101.818	82.867	63.909	57.879	105.339	76.933	100.991	70.404	112.580	70.817	89.435	89.252	86.008
10	T	3.6843	7.2362	8.2689	5.4850	9.4487	4.1689	8.3990	5.8027	6.1832	10.0836	5.3342	14.9337	12.5679	11.9859	74.0947
	S	127.137	73.306	106.285	82.415	64.367	58.878	105.532	79.665	102.992	71.200	111.204	70.996	90.056	91.699	87.456
11	T	3.7057	7.4076	8.2451	5.3430	9.3721	4.1134	8.3543	5.6789	6.2008	10.0110	5.3154	14.7151	12.4677	11.8797	73.7473
	S	126.402	71.610	106.592	84.605	64.893	59.672	106.097	81.402	102.699	71.717	111.597	72.050	90.780	92.518	87.868
12	T	3.6710	7.2438	8.2611	5.4294	9.3944	4.1594	8.3714	5.7892	6.1586	9.9690	5.3324	14.8238	12.5308	11.9478	73.7797
	S	127.597	73.229	106.386	83.259	64.739	59.012	105.880	79.851	103.403	72.019	111.241	71.522	90.323	91.991	87.829
13	T	3.6711	7.4290	8.5355	5.3783	9.4926	4.2228	8.4452	5.9316	6.2442	9.9805	5.3132	14.8709	12.6680	12.1758	74.6440
	S	127.594	71.403	102.966	84.050	64.069	58.126	104.955	77.934	101.986	71.936	111.643	71.295	89.345	90.268	86.812
14	T	3.6645	7.3762	8.4230	5.4461	9.3886	4.1849	8.3769	5.6798	6.1689	9.9450	5.3115	14.8347	12.5618	11.8487	73.9654
	S	127.823	71.914	104.341	83.004	64.779	58.652	105.810	81.389	103.230	72.193	111.679	71.469	90.100	92.760	87.609
15	T	3.6552	7.2344	8.1941	5.4168	9.3706	4.1648	8.3692	5.7097	6.7101	9.8857	5.3173	14.7874	12.5340	12.4198	74.0279
	S	128.149	73.324	107.256	83.452	64.903	58.935	105.908	80.963	94.904	72.626	111.557	71.698	90.300	88.495	87.535
16	T	3.6640	7.1773	8.3339	5.4399	9.3711	4.1996	8.3607	6.2110	6.4039	10.4131	5.2608	14.8110	12.5603	12.6149	74.8353
	S	127.841	73.907	105.456	83.098	64.900	58.447	106.015	74.428	99.442	68.947	112.755	71.584	90.111	87.126	86.590
17	T	3.6568	7.1448	8.1625	5.2937	9.3630	4.1120	8.3281	5.5521	6.2358	9.9722	5.3096	14.6567	12.4401	11.7879	73.1306
	S	128.093	74.243	107.671	85.393	64.956	59.692	106.430	83.261	102.123	71.996	111.719	72.337	90.981	93.239	88.609
18	T	3.6432	7.2931	8.2915	5.4309	9.3170	4.1395	8.3785	7.0828	6.2742	10.7871	5.2570	14.7479	12.5180	13.3570	75.8948
	S	128.571	72.734	105.996	83.236	65.277	59.296	105.790	65.267	101.498	66.557	112.837	71.890	90.415	82.286	85.381
19	T	3.6550	7.1848	8.1756	5.4025	9.2666	4.1157	8.3533	5.5783	6.1835	10.0133	5.3229	14.6691	12.4690	11.7618	73.2515
	S	128.156	73.830	107.498	83.673	65.632	59.639	106.109	82.870	102.987	71.700	111.440	72.276	90.771	93.446	88.462

Event: Cooper Tires USF2000 GP of St Petersburg

Round 1 / 2

Track: St Petersburg Street Circuit

1.8 mile(s)



Report: Section Data Report

USF2000

Session: Practice 1

March 9, 2018

Section Data for Car 24 - Frederick, Kaylen

Lap	T/SPI to PO	PO to SF	SF to PI
1	T	84.2615	
	S	68.464	
2	T		
	S		
3	T		
	S		
4	T		
	S		
5	T		
	S		
6	T		
	S		
7	T		
	S		
8	T		
	S		
9	T		
	S		
10	T		
	S		
11	T		
	S		
12	T		
	S		
13	T		
	S		
14	T		
	S		
15	T		
	S		
16	T		
	S		
17	T		
	S		
18	T		
	S		
19	T		
	S		

Event: Cooper Tires USF2000 GP of St Petersburg
Track: St Petersburg Street Circuit
Report: Section Data Report
Session: Practice 1

Round 1 / 2
1.8 mile(s)
USF2000
March 9, 2018



Section Data for Car 24 - Frederick, Kaylen

Lap	T/SF to I1	I1 to I2	I2 to I3	I3 to I4A	I4A to I4	I4 to I5A	I5A to I5	I5 to I6A	I6A to I6	I6 to I7	I7 to SF	I3 to I4	I4 to I5	I5 to I6	Lap	
20	T	3.6578	7.1892	8.2421	5.5943	9.6658	5.2204	8.9294	5.6909	6.5925	9.9007	5.3082	15.2601	14.1498	12.2834	75.9913
	S	128.058	73.785	106.631	80.805	62.921	47.018	99.264	81.230	96.597	72.516	111.748	69.477	79.988	89.478	85.273
21	T															
	S															

Event: Cooper Tires USF2000 GP of St Petersburg

Round 1 / 2

Track: St Petersburg Street Circuit

1.8 mile(s)



Report: Section Data Report

USF2000

Session: Practice 1

March 9, 2018

Section Data for Car 24 - Frederick, Kaylen

Lap	T/SPI to PO	PO to SF	SF to PI
20	T		72.9383
	S		80.710
21	T	110.1633	
	S	9.689	

Event: Cooper Tires USF2000 GP of St Petersburg
Track: St Petersburg Street Circuit
Report: Section Data Report
Session: Practice 1

Round 1 / 2
1.8 mile(s)
USF2000
March 9, 2018



Section Data for Car 27 - Kaminsky, Colin

Lap	T/SF to I1	I1 to I2	I2 to I3	I3 to I4A	I4A to I4	I4 to I5A	I5A to I5	I5 to I6A	I6A to I6	I6 to I7	I7 to SF	I3 to I4	I4 to I5	I5 to I6	Lap	
1	T		9.4672	6.3474	10.6550	4.6647	9.1153	6.6939	8.2007			17.0024	13.7800	14.8946	213.8698	
	S		92.832	71.217	57.079	52.620	97.239	69.059	77.654			62.358	82.135	73.791	30.299	
2	T	3.8365	8.2492	9.5251	6.3312	10.4993	4.4931	8.7732	6.6752	6.6024	11.3014	5.4850	16.8305	13.2663	13.2776	81.7716
	S	122.093	64.304	92.268	71.400	57.926	54.629	101.031	69.252	96.453	63.528	108.146	62.994	85.315	82.778	79.245
3	T	3.8472	8.4622	10.0677	7.2997	10.3086	4.4904	10.2978	7.2311	6.6611	10.7505	5.4016	17.6083	14.7882	13.8922	84.8179
	S	121.753	62.685	87.295	61.927	58.998	54.662	86.073	63.928	95.603	66.783	109.816	60.212	76.535	79.116	76.399
4	T	3.8254	8.4628	9.1797	6.8680	10.4814	4.3519	8.5863	6.7349	6.3679	10.8957	5.4177	17.3494	12.9382	13.1028	81.1717
	S	122.447	62.681	95.740	65.819	58.025	56.402	103.230	68.638	100.004	65.893	109.490	61.110	87.479	83.882	79.831
5	T	4.0327	9.3753	13.0721	6.8014	10.1194	4.3733	8.6293	6.6949	6.3734	10.6587	5.3508	16.9208	13.0026	13.0683	85.4813
	S	116.153	56.580	67.232	66.464	60.101	56.126	102.716	69.048	99.918	67.359	110.859	62.658	87.046	84.104	75.806
6	T	3.7956	7.8247	8.8289	5.8852	9.8297	4.3871	8.4712	6.5225	6.3062	10.5069	5.3561	15.7149	12.8583	12.8287	77.7141
	S	123.408	67.792	99.544	76.811	61.872	55.949	104.633	70.874	100.983	68.332	110.749	67.466	88.022	85.674	83.383
7	T	3.7612	7.8062	8.6255	6.2724	9.7853	4.1884	8.4440	6.3922	6.5358	10.7303	5.2990	16.0577	12.6324	12.9280	77.8403
	S	124.537	67.953	101.891	72.069	62.153	58.603	104.970	72.318	97.435	66.909	111.942	66.026	89.596	85.016	83.247
8	T	3.7587	7.7378	8.5202	5.7438	9.6981	4.2190	8.4599	6.3719	6.2626	11.1337	5.3302	15.4419	12.6789	12.6345	77.2359
	S	124.620	68.554	103.151	78.701	62.711	58.178	104.772	72.549	101.686	64.485	111.287	68.659	89.268	86.991	83.899
9	T	3.7316	7.5293	8.3281	5.7194	9.5489	4.1261	8.3923	6.1903	6.2218	10.1982	5.3399	15.2683	12.5184	12.4121	75.3259
	S	125.525	70.452	105.530	79.037	63.691	59.488	105.616	74.677	102.353	70.400	111.085	69.440	90.412	88.550	86.026
10	T	3.6670	7.3159	8.2967	5.8356	9.5686	4.1551	8.5269	6.1584	6.2210	10.0655	5.3102	15.4042	12.6820	12.3794	75.1209
	S	127.736	72.507	105.929	77.463	63.560	59.073	103.949	75.064	102.366	71.328	111.706	68.827	89.246	88.784	86.261
11	T	3.7123	7.3702	8.2020	5.4210	9.4959	4.2054	8.4982	6.2311	6.2264	10.0327	5.3374	14.9169	12.7036	12.4575	74.7326
	S	126.178	71.973	107.152	83.388	64.047	58.367	104.300	74.188	102.277	71.561	111.137	71.076	89.094	88.227	86.709
12	T	3.6859	7.3374	8.1911	5.6922	9.4432	4.1963	8.3670	6.1211	6.2178	10.0241	5.3130	15.1354	12.5633	12.3389	74.5891
	S	127.081	72.295	107.295	79.415	64.404	58.493	105.936	75.521	102.419	71.623	111.647	70.050	90.089	89.075	86.876
13	T	3.7405	7.4709	8.1995	5.7754	9.5025	4.1774	8.4211	6.0770	6.2280	10.0285	5.3099	15.2779	12.5985	12.3050	74.9307
	S	125.226	71.003	107.185	78.271	64.002	58.758	105.255	76.069	102.251	71.591	111.712	69.396	89.838	89.321	86.480
14	T	3.6578	7.5219	8.4553	5.4227	9.4136	4.1040	8.4406	6.4822	6.2788	10.0427	5.3195	14.8363	12.5446	12.7610	75.1391
	S	128.058	70.521	103.942	83.362	64.607	59.809	105.012	71.314	101.424	71.490	111.511	71.462	90.224	86.129	86.240
15	T	3.6950	7.3143	8.2110	5.3378	9.4039	4.1149	8.4151	6.0493	6.2439	10.0237	5.3399	14.7417	12.5300	12.2932	74.1488
	S	126.768	72.523	107.035	84.688	64.673	59.650	105.330	76.418	101.990	71.626	111.085	71.920	90.329	89.406	87.392
16	T	3.7457	7.4147	8.2850	5.4805	9.4810	4.0707	8.4521	6.1193	6.1732	10.0718	5.3332	14.9615	12.5228	12.2925	74.6272
	S	125.052	71.541	106.079	82.483	64.147	60.298	104.869	75.543	103.159	71.284	111.224	70.864	90.381	89.412	86.832
17	T	3.6857	7.2717	8.4068	6.1667	10.4475	5.4772	9.8298	6.8063	7.1935	10.0479	5.3305	16.6142	15.3070	13.9998	80.6636
	S	127.088	72.948	104.542	73.304	58.213	44.814	90.171	67.918	88.527	71.453	111.281	63.815	73.941	78.508	80.334

Event: Cooper Tires USF2000 GP of St Petersburg

Round 1 / 2

Track: St Petersburg Street Circuit

1.8 mile(s)



Report: Section Data Report

USF2000

Session: Practice 1

March 9, 2018

Section Data for Car 27 - Kaminsky, Colin

Lap	T/S	PI to PO	PO to SF	SF to PI
1	T	141.0059	76.6880	
	S	7.570	75.225	
2	T			
	S			
3	T			
	S			
4	T			
	S			
5	T			
	S			
6	T			
	S			
7	T			
	S			
8	T			
	S			
9	T			
	S			
10	T			
	S			
11	T			
	S			
12	T			
	S			
13	T			
	S			
14	T			
	S			
15	T			
	S			
16	T			
	S			
17	T			80.8910
	S			72.775

Event: Cooper Tires USF2000 GP of St Petersburg

Round 1 / 2

Track: St Petersburg Street Circuit

1.8 mile(s)



Report: Section Data Report

USF2000

Session: Practice 1

March 9, 2018

Section Data for Car 36 - Keane, Darren

Lap	T/SF to I1	I1 to I2	I2 to I3	I3 to I4A	I4A to I4	I4 to I5A	I5A to I5	I5 to I6A	I6A to I6	I6 to I7	I7 to SF	I3 to I4	I4 to I5	I5 to I6	Lap	
1	T	4.4920	8.8049	10.6054	6.5680	11.2643	4.7261	9.3299	7.4409	6.9610	12.5090	6.1533	17.8323	14.0560	14.4019	88.8548
	S	104.276	60.245	82.869	68.825	53.992	51.936	95.002	62.126	91.484	57.395	96.401	59.455	80.522	76.316	72.928
2	T	3.8279	8.1176	10.0250	6.4864	10.5626	4.5580	8.9631	7.1844	6.8091	11.4950	5.5383	17.0490	13.5211	13.9935	83.5674
	S	122.367	65.346	87.667	69.691	57.579	53.851	98.890	64.344	93.525	62.458	107.105	62.187	83.708	78.543	77.542
3	T	3.8090	8.7286	10.6658	6.5298	10.2600	4.4652	8.8697	7.0080	6.7473	11.0063	5.4618	16.7898	13.3349	13.7553	83.5515
	S	122.974	60.772	82.400	69.228	59.277	54.971	99.932	65.964	94.381	65.231	108.606	63.147	84.876	79.903	77.557
4	T	3.8023	7.6692	9.3887	6.3338	10.0474	4.4202	8.7440	6.6883	6.5490	10.5782	5.4388	16.3812	13.1642	13.2373	79.6599
	S	123.191	69.167	93.609	71.370	60.531	55.530	101.368	69.117	97.239	67.871	109.065	64.722	85.977	83.030	81.346
5	T	3.7512	7.5845	9.2137	6.1196	9.9877	4.3952	8.6267	6.5227	6.4608	10.4283	5.4286	16.1073	13.0219	12.9835	78.5190
	S	124.869	69.939	95.387	73.868	60.893	55.846	102.747	70.871	98.566	68.847	109.270	65.823	86.917	84.653	82.528
6	T	3.7693	7.4629	8.8957	5.9468	9.7440	4.3354	8.6099	6.6552	6.4165	10.2557	5.4122	15.6908	12.9453	13.0717	77.5036
	S	124.270	71.079	98.796	76.015	62.416	56.616	102.947	69.460	99.247	70.005	109.601	67.570	87.431	84.082	83.609
7	T	3.7316	7.4497	8.7891	5.8461	9.7002	4.2044	8.5517	6.2145	6.3242	10.0380	5.3888	15.5463	12.7561	12.5387	76.2383
	S	125.525	71.205	99.995	77.324	62.698	58.380	103.648	74.386	100.695	71.524	110.077	68.198	88.728	87.656	84.997
8	T	3.7388	7.3355	8.6747	5.8378	9.6564	4.2446	8.5318	6.1374	6.3136	9.9347	5.4047	15.4942	12.7764	12.4510	75.8100
	S	125.283	72.313	101.313	77.434	62.982	57.827	103.889	75.321	100.865	72.267	109.753	68.427	88.587	88.273	85.477
9	T	3.7285	7.2790	8.6204	5.7178	9.6094	4.2196	8.4731	6.1908	6.2882	10.0383	5.4149	15.3272	12.6927	12.4790	75.5800
	S	125.629	72.875	101.952	79.059	63.290	58.170	104.609	74.671	101.272	71.522	109.546	69.173	89.171	88.075	85.737
10	T	3.7428	7.2408	8.6800	5.6551	9.4765	4.2285	8.5302	6.0602	6.2662	10.1046	5.3929	15.1316	12.7587	12.3264	75.3778
	S	125.149	73.259	101.252	79.936	64.178	58.048	103.909	76.280	101.627	71.052	109.993	70.067	88.710	89.166	85.967
11	T	3.7221	7.1538	8.5751	6.0387	10.8284	4.4877	8.6812	6.3010	6.3893	9.9425	5.3808	16.8671	13.1689	12.6903	77.5006
	S	125.845	74.150	102.490	74.858	56.165	54.695	102.102	73.365	99.669	72.211	110.240	62.858	85.946	86.609	83.612
12	T	3.7276	7.1906	8.5922	5.6028	9.4864	4.2550	8.5342	5.9753	6.2539	10.0204	5.3910	15.0892	12.7892	12.2292	75.0294
	S	125.660	73.771	102.286	80.682	64.111	57.686	103.860	77.364	101.827	71.649	110.032	70.264	88.498	89.874	86.366
13	T	3.7047	7.1174	8.4971	5.6242	9.5117	4.1492	8.4622	6.0740	6.2596	9.8788	5.3745	15.1359	12.6114	12.3336	74.6534
	S	126.436	74.529	103.431	80.375	63.940	59.157	104.744	76.107	101.735	72.676	110.370	70.047	89.746	89.114	86.801
14	T	3.7351	7.3383	8.6025	5.5367	9.3574	4.2072	8.4553	5.9667	6.2755	10.4607	5.3990	14.8941	12.6625	12.2422	75.3344
	S	125.407	72.286	102.164	81.645	64.995	58.342	104.829	77.475	101.477	68.634	109.869	71.184	89.383	89.779	86.016
15	T	3.7301	7.3376	8.6070	5.7708	10.7421	4.5187	8.8791	6.1655	6.2628	9.8572	5.3408	16.5129	13.3978	12.4283	77.2117
	S	125.575	72.293	102.110	78.333	56.617	54.320	99.826	74.977	101.683	72.836	111.066	64.206	84.478	88.435	83.925
16	T	3.6919	7.0767	8.3744	5.3847	9.3890	4.1612	8.4247	5.8339	6.2520	9.9332	5.3766	14.7737	12.5859	12.0859	73.8983
	S	126.875	74.958	104.946	83.950	64.776	58.986	105.210	79.239	101.858	72.278	110.327	71.765	89.927	90.940	87.688
17	T	3.6862	7.2731	8.3661	5.4494	9.3153	4.1216	8.4353	5.8981	6.2474	10.0694	5.3821	14.7647	12.5569	12.1455	74.2440
	S	127.071	72.934	105.051	82.953	65.288	59.553	105.078	78.377	101.933	71.301	110.214	71.808	90.135	90.494	87.280
18	T	3.6964	7.2258	8.4401	5.6826	9.3594	4.1986	8.3904	5.9786	6.3001	9.8834	5.3405	15.0420	12.5890	12.2787	74.4959
	S	126.720	73.411	104.130	79.549	64.981	58.461	105.640	77.321	101.081	72.642	111.072	70.484	89.905	89.512	86.985
19	T	3.6918	7.1091	8.3333	5.3773	9.3832	4.1474	8.4788	5.7639	6.2457	9.9507	5.3553	14.7605	12.6262	12.0096	73.8365
	S	126.878	74.616	105.464	84.066	64.816	59.183	104.539	80.201	101.961	72.151	110.765	71.829	89.640	91.518	87.761

Event: Cooper Tires USF2000 GP of St Petersburg

Round 1 / 2

Track: St Petersburg Street Circuit

1.8 mile(s)



Report: Section Data Report

USF2000

Session: Practice 1

March 9, 2018

Section Data for Car 36 - Keane, Darren

Lap	T/SPO to SF	SF to PI
1	T	94.5003
	S	61.046
2	T	
	S	
3	T	
	S	
4	T	
	S	
5	T	
	S	
6	T	
	S	
7	T	
	S	
8	T	
	S	
9	T	
	S	
10	T	
	S	
11	T	
	S	
12	T	
	S	
13	T	
	S	
14	T	
	S	
15	T	
	S	
16	T	
	S	
17	T	
	S	
18	T	
	S	
19	T	
	S	

Event: Cooper Tires USF2000 GP of St Petersburg

Round 1 / 2

Track: St Petersburg Street Circuit

1.8 mile(s)



Report: Section Data Report

USF2000

Session: Practice 1

March 9, 2018

Section Data for Car 37 - Osborne, David (R)

Table with columns: Lap, T/SF to I1, I1 to I2, I2 to I3, I3 to I4A, I4A to I4, I4 to I5A, I5A to I5, I5 to I6A, I6A to I6, I6 to I7, I7 to SF, I3 to I4, I4 to I5, I5 to I6, Lap. Rows 1-18, each with T and S sub-rows.

Event: Cooper Tires USF2000 GP of St Petersburg

Round 1 / 2

Track: St Petersburg Street Circuit

1.8 mile(s)



Report: Section Data Report

USF2000

Session: Practice 1

March 9, 2018

Section Data for Car 37 - Osborne, David (R)

Lap	T/SPO to SF	SF to PI	
20	T	87.0080	
	S	67.658	
Lap	T/SPI to PO	PO to SF	SF to PI
1	T	94.2703	
	S	61.195	
2	T		
	S		
3	T		
	S		
4	T		
	S		
5	T		
	S		
6	T		
	S		
7	T		
	S		
8	T		
	S		
9	T		
	S		
10	T		
	S		
11	T		
	S		
12	T		
	S		
13	T		
	S		
14	T		
	S		
15	T		
	S		
16	T		
	S		
17	T		
	S		
18	T		
	S		

Event: Cooper Tires USF2000 GP of St Petersburg

Round 1 / 2

Track: St Petersburg Street Circuit

1.8 mile(s)



Report: Section Data Report

USF2000

Session: Practice 1

March 9, 2018

Section Data for Car 38 - DeLuzuriaga, Oscar (R)

Table with columns: Lap, T/SF to I1, I1 to I2, I2 to I3, I3 to I4A, I4A to I4, I4 to I5A, I5A to I5, I5 to I6A, I6A to I6, I6 to I7, I7 to SF, I3 to I4, I4 to I5, I5 to I6, Lap. Rows 19-20 and 1-17.

Event: Cooper Tires USF2000 GP of St Petersburg

Round 1 / 2

Track: St Petersburg Street Circuit

1.8 mile(s)



Report: Section Data Report

USF2000

Session: Practice 1

March 9, 2018

Section Data for Car 38 - DeLuzuriaga, Oscar (R)

Lap	T/S	PI to PO	PO to SF	SF to PI
19	T			87.2942
	S			67.437
20	T	87.6149		
	S	12.183		

Lap	T/S	PI to PO	PO to SF	SF to PI
1	T		93.6440	
	S		61.604	
2	T			
	S			
3	T			
	S			
4	T			
	S			
5	T			
	S			
6	T			
	S			
7	T			
	S			
8	T			
	S			
9	T			
	S			
10	T			
	S			
11	T			
	S			
12	T			
	S			
13	T			
	S			
14	T			
	S			
15	T			
	S			
16	T			
	S			
17	T			
	S			

Event: Cooper Tires USF2000 GP of St Petersburg

Round 1 / 2

Track: St Petersburg Street Circuit

1.8 mile(s)



Report: Section Data Report

USF2000

Session: Practice 1

March 9, 2018

Section Data for Car 5 - Soler-Obel, Mathias (R)

Table with columns: Lap, T/SF to I1, I1 to I2, I2 to I3, I3 to I4A, I4A to I4, I4 to I5A, I5A to I5, I5 to I6A, I6A to I6, I6 to I7, I7 to SF, I3 to I4, I4 to I5, I5 to I6, Lap. Rows 18-19 and 1-15.

Event: Cooper Tires USF2000 GP of St Petersburg

Round 1 / 2

Track: St Petersburg Street Circuit

1.8 mile(s)



Report: Section Data Report

USF2000

Session: Practice 1

March 9, 2018

Section Data for Car 5 - Soler-Obel, Mathias (R)

Lap	T/S	PI to PO	PO to SF	SF to PI
18	T			87.4595
	S			67.309
19	T	88.0661		
	S	12.120		
Lap	T/S	PI to PO	PO to SF	SF to PI
1	T		90.5849	
	S		63.685	
2	T			
	S			
3	T			
	S			
4	T			
	S			
5	T			
	S			
6	T			
	S			
7	T			72.6703
	S			81.007
8	T	314.9483	72.1098	
	S	3.389	80.001	
9	T			
	S			
10	T			
	S			
11	T			
	S			
12	T			
	S			
13	T			
	S			
14	T			
	S			
15	T			
	S			

Event: Cooper Tires USF2000 GP of St Petersburg
Track: St Petersburg Street Circuit
Report: Section Data Report
Session: Practice 1

Round 1 / 2
1.8 mile(s)
USF2000
March 9, 2018



Section Data for Car 51 - d'Orlando, Michael (R)

Lap	T/SF to I1	I1 to I2	I2 to I3	I3 to I4A	I4A to I4	I4 to I5A	I5A to I5	I5 to I6A	I6A to I6	I6 to I7	I7 to SF	I3 to I4	I4 to I5	I5 to I6	Lap	
1	T	4.5595	9.6390	12.0726	7.3662	11.4391	5.0772	9.3967	7.6970	7.3830	12.8118	5.8950	18.8053	14.4739	15.0800	93.3371
	S	102.733	55.032	72.798	61.368	53.167	48.344	94.327	60.059	86.255	56.039	100.625	56.379	78.197	72.884	69.426
2	T	3.8986	8.4784	10.0150	6.9133	10.7254	4.8942	9.1107	6.9950	6.9863	11.5760	5.4996	17.6387	14.0049	13.9813	85.0925
	S	120.148	62.565	87.755	65.388	56.705	50.152	97.288	66.086	91.152	62.021	107.859	60.108	80.816	78.611	76.152
3	T	3.8944	8.6854	9.7567	6.5471	10.5202	4.9603	8.9360	6.9094	6.6575	11.3555	5.4386	17.0673	13.8963	13.5669	83.6611
	S	120.278	61.074	90.078	69.045	57.811	49.484	99.190	66.905	95.654	63.225	109.069	62.120	81.447	81.013	77.455
4	T	3.8251	8.2906	9.9283	6.5021	10.3727	4.6233	8.9170	6.6726	6.6283	11.3660	5.4071	16.8748	13.5403	13.3009	82.5331
	S	122.457	63.983	88.521	69.523	58.633	53.091	99.402	69.279	96.076	63.167	109.704	62.829	83.589	82.633	78.514
5	T	3.9077	8.2118	9.4323	6.4463	10.8291	4.5674	8.7084	6.8527	6.8764	11.2279	5.3910	17.2754	13.2758	13.7291	82.4510
	S	119.868	64.597	93.176	70.125	56.162	53.741	101.783	67.458	92.609	63.944	110.032	61.372	85.254	80.056	78.592
6	T	4.1465	8.7091	9.4402	6.3280	10.3111	4.5893	8.8008	6.9643	6.8150	11.5767	5.3874	16.6391	13.3901	13.7793	83.0684
	S	112.965	60.908	93.098	71.436	58.983	53.484	100.714	66.377	93.444	62.017	110.105	63.719	84.526	79.764	78.008
7	T	4.2830	8.1191	9.0223	6.7188	9.9337	4.4190	8.9060	6.8308	6.4051	11.2016	5.7761	16.6525	13.3250	13.2359	81.6155
	S	109.365	65.334	97.410	67.281	61.224	55.545	99.524	67.675	99.424	64.094	102.696	63.668	84.939	83.039	79.397
8	T	3.8661	8.0342	8.8894	6.3118	9.7522	4.3690	8.5279	6.1707	6.3851	10.6395	5.3840	16.0640	12.8969	12.5558	78.3299
	S	121.158	66.025	98.866	71.619	62.364	56.181	103.937	74.914	99.735	67.480	110.175	66.000	87.759	87.537	82.727
9	T	3.7781	7.7877	8.7810	6.1644	9.8009	4.3355	8.5497	6.2823	6.5923	10.9458	5.4176	15.9653	12.8852	12.8746	78.4353
	S	123.980	68.114	100.087	73.332	62.054	56.615	103.672	73.583	96.600	65.592	109.492	66.408	87.839	85.369	82.616
10	T	3.7721	7.7545	8.7186	6.0380	9.6524	4.2756	8.8173	7.4154	6.8002	10.6729	5.4031	15.6904	13.0929	14.2156	79.3201
	S	124.177	68.406	100.803	74.867	63.008	57.408	100.526	62.340	93.647	67.269	109.785	67.572	86.445	77.316	81.694
11	T	3.8838	7.7833	8.7789	6.0102	9.6297	4.3843	8.6226	6.1572	6.3473	10.4775	5.4033	15.6399	13.0069	12.5045	77.4781
	S	120.606	68.153	100.111	75.213	63.157	55.985	102.795	75.078	100.329	68.523	109.781	67.790	87.017	87.896	83.637
12	T	3.7292	7.5656	8.5463	6.4792	9.6723	4.2821	8.5003	6.2004	6.3145	10.2987	5.3617	16.1515	12.7824	12.5149	76.9503
	S	125.606	70.114	102.836	69.769	62.879	57.321	104.274	74.555	100.850	69.713	110.633	65.643	88.545	87.823	84.210
13	T	4.0452	7.8465	8.5525	5.8511	9.5350	4.2466	8.4584	5.8969	6.2759	10.3155	5.5143	15.3861	12.7050	12.1728	76.5379
	S	115.794	67.604	102.761	77.258	63.784	57.800	104.791	78.392	101.470	69.600	107.572	68.908	89.084	90.291	84.664
14	T	3.6856	9.6335	8.9298	6.0684	9.5060	4.2809	8.5087	5.8764	6.2953	10.3332	5.3688	15.5744	12.7896	12.1717	78.4866
	S	127.092	55.064	98.419	74.492	63.979	57.337	104.171	78.666	101.158	69.480	110.487	68.075	88.495	90.299	82.562
15	T	3.7638	7.6708	8.4413	5.9594	9.6713	4.1560	8.4422	5.8488	6.2527	10.2115	5.3358	15.6307	12.5982	12.1015	75.7536
	S	124.451	69.152	104.115	75.854	62.885	59.060	104.992	79.037	101.847	70.308	111.170	67.830	89.840	90.823	85.540
16	T	3.7110	7.4639	8.3776	5.7827	9.5100	4.1677	8.4864	6.1345	6.4562	10.4115	5.4176	15.2927	12.6541	12.5907	75.9191
	S	126.222	71.069	104.906	78.172	63.952	58.894	104.445	75.356	98.637	68.958	109.492	69.329	89.443	87.294	85.354
17	T	4.0074	7.6879	8.5880	5.8640	9.5368	4.1961	8.5174	7.5174	6.6938	10.2386	5.6138	15.4008	12.7135	14.2112	78.4612
	S	116.886	68.999	102.336	77.088	63.772	58.496	104.065	61.494	95.136	70.122	105.665	68.842	89.025	77.340	82.589
18	T	3.7006	7.4441	8.5391	5.7476	9.4438	4.1445	8.4427	5.8026	6.2315	10.2013	5.3247	15.1914	12.5872	12.0341	75.0225
	S	126.577	71.258	102.922	78.649	64.400	59.224	104.986	79.666	102.193	70.379	111.402	69.791	89.918	91.331	86.374
19	T	3.6943	7.3570	8.6619	6.3231	12.3020	5.3043	11.3097	8.4119	9.1323	10.2382	5.3314	18.6251	16.6140	17.5442	88.0661
	S	126.792	72.102	101.463	71.491	49.438	46.275	78.372	54.955	69.733	70.125	111.262	58.925	68.124	62.647	73.581

Event: Cooper Tires USF2000 GP of St Petersburg

Round 1 / 2

Track: St Petersburg Street Circuit

1.8 mile(s)



Report: Section Data Report

USF2000

Session: Practice 1

March 9, 2018

Section Data for Car 51 - d'Orlando, Michael (R)

Lap	T/SPO to SF	SF to PI
1	T	96.8717
	S	59.552
2	T	
	S	
3	T	
	S	
4	T	
	S	
5	T	
	S	
6	T	
	S	
7	T	
	S	
8	T	
	S	
9	T	
	S	
10	T	
	S	
11	T	
	S	
12	T	
	S	
13	T	
	S	
14	T	
	S	
15	T	
	S	
16	T	
	S	
17	T	
	S	
18	T	
	S	
19	T	87.9209
	S	66.956

Event: Cooper Tires USF2000 GP of St Petersburg

Round 1 / 2

Track: St Petersburg Street Circuit

1.8 mile(s)



Report: Section Data Report

USF2000

Session: Practice 1

March 9, 2018

Section Data for Car 8 - Kirkwood, Kyle (R)

Lap	T/SF to I1	I1 to I2	I2 to I3	I3 to I4A	I4A to I4	I4 to I5A	I5A to I5	I5 to I6A	I6A to I6	I6 to I7	I7 to SF	I3 to I4	I4 to I5	I5 to I6	Lap	
1	T		10.8946	7.0197	11.0596	4.7127	8.8626	7.1621	7.0172			18.0793	13.5753	14.1793	186.2803	
	S		80.670	64.397	54.991	52.084	100.012	64.544	90.751			58.643	83.373	77.514	34.786	
2	T	3.8957	8.1885	9.5655	6.4775	10.2276	4.5078	8.6638	6.6634	6.8356	10.7947	5.4581	16.7051	13.1716	13.4990	81.2782
	S	120.237	64.780	91.878	69.787	59.465	54.451	102.307	69.375	93.162	66.510	108.679	63.467	85.929	81.420	79.726
3	T	3.7564	7.6451	8.9160	6.8209	10.1018	4.4010	8.5330	6.4170	6.4706	10.7651	5.4478	16.9227	12.9340	12.8876	79.2747
	S	124.696	69.385	98.572	66.274	60.205	55.772	103.875	72.039	98.417	66.693	108.885	62.651	87.507	85.283	81.741
4	T	3.7968	7.7073	8.7571	5.8369	9.7879	4.3268	8.5193	6.3026	6.4058	10.3342	5.4017	15.6248	12.8461	12.7084	77.1764
	S	123.369	68.825	100.360	77.446	62.136	56.729	104.042	73.346	99.413	69.474	109.814	67.855	88.106	86.485	83.963
5	T	3.7155	7.6502	8.5341	5.7131	9.6069	4.2774	8.4601	5.9178	6.3744	10.1623	5.3943	15.3200	12.7375	12.2922	75.8061
	S	126.069	69.339	102.983	79.124	63.307	57.384	104.770	78.116	99.902	70.649	109.965	69.205	88.857	89.414	85.481
6	T	3.7171	7.4283	8.4416	5.5339	9.6222	4.2535	8.4345	5.9756	6.2604	10.0599	5.3520	15.1561	12.6880	12.2360	75.0790
	S	126.015	71.410	104.111	81.687	63.206	57.706	105.088	77.360	101.722	71.368	110.834	69.954	89.204	89.824	86.309
7	T	3.7506	7.5712	8.3533	5.4647	9.6038	4.2083	8.4615	5.9997	6.2350	10.1121	5.3058	15.0685	12.6698	12.2347	75.0660
	S	124.889	70.062	105.212	82.721	63.327	58.326	104.753	77.049	102.136	71.000	111.799	70.361	89.332	89.834	86.324
8	T	3.7221	7.5389	8.3155	5.4072	9.4935	4.1597	8.3785	5.8313	6.2000	10.0244	5.3496	14.9007	12.5382	12.0313	74.4207
	S	125.845	70.362	105.690	83.601	64.063	59.008	105.790	79.274	102.713	71.621	110.883	71.153	90.270	91.353	87.073
9	T	3.7992	8.0518	8.8920	5.6459	9.5937	4.1732	8.3632	5.9630	6.1968	9.8396	5.3053	15.2396	12.5364	12.1598	75.8237
	S	123.292	65.880	98.838	80.066	63.394	58.817	105.984	77.524	102.766	72.966	111.809	69.571	90.283	90.387	85.461
10	T	3.7410	7.4951	8.2408	5.3827	9.4620	4.1565	8.3669	5.8736	6.2427	10.3514	5.3636	14.8447	12.5234	12.1163	74.6763
	S	125.210	70.774	106.648	83.981	64.276	59.053	105.937	78.703	102.010	69.358	110.594	71.421	90.376	90.712	86.775
11	T	3.8675	7.7318	8.3562	5.4748	9.5393	4.6011	8.8097	5.8695	6.1731	9.9627	5.2900	15.0141	13.4108	12.0426	75.6757
	S	121.114	68.607	105.175	82.568	63.755	53.347	100.612	78.758	103.160	72.064	112.133	70.615	84.396	91.267	85.629
12	T	3.7102	7.2359	8.2252	5.2803	9.4224	4.1763	8.3891	5.7609	6.1518	9.9794	5.3439	14.7027	12.5654	11.9127	73.6754
	S	126.249	73.309	106.850	85.610	64.546	58.773	105.657	80.243	103.517	71.944	111.002	72.111	90.074	92.262	87.953
13	T	3.6888	7.3408	8.1515	5.4409	9.5054	4.1872	8.3169	6.0000	6.1989	9.9766	5.3146	14.9463	12.5041	12.1989	74.1216
	S	126.981	72.261	107.816	83.083	63.983	58.620	106.574	77.045	102.731	71.964	111.614	70.936	90.516	90.098	87.424
14	T	3.6757	7.4204	8.1629	5.2364	9.3730	4.1551	8.3430	5.7902	6.2025	10.2365	5.2794	14.6094	12.4981	11.9927	73.8751
	S	127.434	71.486	107.666	86.328	64.887	59.073	106.240	79.837	102.671	70.137	112.358	72.572	90.559	91.647	87.716
15	T	3.6813	7.3462	8.2128	5.2585	9.4514	4.1031	8.3490	5.7145	6.1483	9.9174	5.3241	14.7099	12.4521	11.8628	73.5066
	S	127.240	72.208	107.011	85.965	64.348	59.822	106.164	80.895	103.576	72.393	111.414	72.076	90.894	92.650	88.155
16	T	3.6621	7.1846	8.1520	5.2466	9.4769	4.1177	8.3642	5.8844	6.2330	9.8962	5.2982	14.7235	12.4819	12.1174	73.5159
	S	127.907	73.832	107.810	86.160	64.175	59.610	105.971	78.559	102.169	72.549	111.959	72.009	90.677	90.704	88.144
17	T	3.6577	7.2070	8.1384	5.3442	9.4020	4.1373	8.3491	5.7940	6.2000	9.8706	5.2976	14.7462	12.4864	11.9940	73.3979
	S	128.061	73.603	107.990	84.586	64.686	59.327	106.163	79.785	102.713	72.737	111.972	71.898	90.644	91.637	88.286
18	T	3.6778	7.1650	8.1275	5.3571	9.4270	4.1092	8.3271	5.8478	6.1698	9.9224	5.3184	14.7841	12.4363	12.0176	73.4491
	S	127.361	74.034	108.135	84.382	64.515	59.733	106.443	79.051	103.215	72.357	111.534	71.714	91.009	91.457	88.224
19	T	3.6943	7.3867	8.1388	5.7139	9.8081	5.6848	10.4610	8.1972	10.3908	10.1133	5.2581	15.5220	16.1458	18.5880	84.8470
	S	126.792	71.812	107.984	79.113	62.008	43.177	84.730	56.394	61.287	70.991	112.813	68.305	70.100	59.129	76.373

Event: Cooper Tires USF2000 GP of St Petersburg

Round 1 / 2

Track: St Petersburg Street Circuit

1.8 mile(s)



Report: Section Data Report

USF2000

Session: Practice 1

March 9, 2018

Section Data for Car 8 - Kirkwood, Kyle (R)

Lap	T/S	PI to PO	PO to SF	SF to PI
1	T	110.9289	78.6954	
	S	9.622	73.306	
2	T			
	S			
3	T			
	S			
4	T			
	S			
5	T			
	S			
6	T			
	S			
7	T			
	S			
8	T			
	S			
9	T			
	S			
10	T			
	S			
11	T			
	S			
12	T			
	S			
13	T			
	S			
14	T			
	S			
15	T			
	S			
16	T			
	S			
17	T			
	S			
18	T			
	S			
19	T			85.0702
	S			69.200

Event: Cooper Tires USF2000 GP of St Petersburg

Round 1 / 2

Track: St Petersburg Street Circuit

1.8 mile(s)



Report: Section Data Report

USF2000

Session: Practice 1

March 9, 2018

Section Data for Car 80 - Van der Watt, Julian (R)

Table with columns: Lap, T/SF to I1, I1 to I2, I2 to I3, I3 to I4A, I4A to I4, I4 to I5A, I5A to I5, I5 to I6A, I6A to I6, I6 to I7, I7 to SF, I3 to I4, I4 to I5, I5 to I6, Lap. Rows 1-18 with T and S sub-rows.

Event: Cooper Tires USF2000 GP of St Petersburg
Track: St Petersburg Street Circuit
Report: Section Data Report
Session: Practice 1

Round 1 / 2
1.8 mile(s)
USF2000
March 9, 2018



Section Data for Car 80 - Van der Watt, Julian (R)

Lap	T/S	PI to PO	PO to SF	SF to PI
20	T	87.8077		
	S	12.156		
Lap	T/S	PI to PO	PO to SF	SF to PI
1	T		86.1778	
	S		66.941	
2	T			
	S			
3	T			
	S			
4	T			
	S			
5	T			
	S			
6	T			
	S			
7	T			
	S			
8	T			
	S			
9	T			
	S			
10	T			
	S			
11	T			
	S			
12	T			
	S			
13	T			
	S			
14	T			
	S			
15	T			
	S			
16	T			
	S			
17	T			
	S			
18	T			
	S			

Event: Cooper Tires USF2000 GP of St Petersburg

Round 1 / 2

Track: St Petersburg Street Circuit

1.8 mile(s)



Report: Section Data Report

USF2000

Session: Practice 1

March 9, 2018

Section Data for Car 80 - Van der Watt, Julian (R)

Lap	T/SF to I1	I1 to I2	I2 to I3	I3 to I4A	I4A to I4	I4 to I5A	I5A to I5	I5 to I6A	I6A to I6	I6 to I7	I7 to SF	I3 to I4	I4 to I5	I5 to I6	Lap	
19	T	3.6621	7.3542	8.5334	6.1461	9.7226	4.1406	8.5251	6.0966	6.2419	10.3288	5.3184	15.8687	12.6657	12.3385	76.0698
	S	127.907	72.129	102.991	73.550	62.553	59.280	103.971	75.825	102.023	69.510	111.534	66.812	89.361	89.078	85.185
20	T	3.6806	7.4380	8.2228	5.9900	10.4515	5.0240	11.5146	8.3693	10.4189	10.1566	5.3347	16.4415	16.5386	18.7882	86.6010
	S	127.264	71.317	106.881	75.467	58.191	48.856	76.977	55.234	61.121	70.688	111.193	64.485	68.435	58.499	74.826
21	T															
	S															

Event: Cooper Tires USF2000 GP of St Petersburg

Round 1 / 2

Track: St Petersburg Street Circuit

1.8 mile(s)



Report: Section Data Report

USF2000

Session: Practice 1

March 9, 2018

Section Data for Car 80 - Van der Watt, Julian (R)

Lap	T/SPI to PO	PO to SF	SF to PI
19	T		
	S		
20	T		86.5166
	S		68.043
21	T	88.4209	
	S	12.072	

Event: Cooper Tires USF2000 GP of St Petersburg

Round 1 / 2

Track: St Petersburg Street Circuit

1.8 mile(s)



Report: Section Data Report

USF2000

Session: Practice 1

March 9, 2018

Section Data for Car 81 - Dupell, Kyle (R)

Lap	T/SF to I1	I1 to I2	I2 to I3	I3 to I4A	I4A to I4	I4 to I5A	I5A to I5	I5 to I6A	I6A to I6	I6 to I7	I7 to SF	I3 to I4	I4 to I5	I5 to I6	Lap	
1	T	4.1633	9.4453	11.0610	6.9419	11.2380	5.2287	9.2621	7.8888	7.5596	11.7305	5.5176	18.1799	14.4908	15.4484	90.0368
	S	112.509	56.161	79.456	65.118	54.118	46.944	95.698	58.599	84.240	61.204	107.507	58.319	78.106	71.146	71.971
2	T	3.8233	7.9936	9.9503	6.8657	10.9900	4.8497	9.2491	7.3714	7.2248	11.2276	5.4134	17.8557	14.0988	14.5962	84.9589
	S	122.514	66.360	88.325	65.841	55.340	50.612	95.832	62.712	88.143	63.946	109.577	59.378	80.278	75.300	76.272
3	T	3.8477	8.1062	9.7553	6.5410	10.6041	4.9028	8.9036	7.3900	6.8362	11.0120	5.3595	17.1451	13.8064	14.2262	83.2584
	S	121.737	65.438	90.091	69.110	57.353	50.064	99.551	62.554	93.154	65.197	110.679	61.839	81.978	77.258	77.830
4	T	3.9478	8.2364	9.2158	6.4367	10.4629	4.7182	8.6621	6.7265	6.6580	10.7869	5.3589	16.8996	13.3803	13.3845	81.2102
	S	118.651	64.404	95.365	70.229	58.127	52.023	102.327	68.724	95.647	66.558	110.691	62.737	84.588	82.117	79.793
5	T	3.8145	7.8200	8.9250	6.3395	10.1375	4.7086	8.7016	6.8312	6.5383	10.4791	5.3945	16.4770	13.4102	13.3695	79.6898
	S	122.797	67.833	98.472	71.306	59.993	52.129	101.862	67.671	97.398	68.513	109.960	64.346	84.400	82.209	81.315
6	T	3.7245	7.7256	8.8935	6.1681	10.0535	4.5163	8.5621	6.3608	6.3690	10.4201	5.3750	16.2216	13.0784	12.7298	78.1685
	S	125.764	68.662	98.821	73.288	60.495	54.349	103.522	72.675	99.987	68.901	110.359	65.359	86.541	86.340	82.898
7	T	3.7314	7.7488	8.7187	5.9972	10.1409	4.5681	8.5281	6.5259	6.4258	10.3875	5.3427	16.1381	13.0962	12.9517	78.1151
	S	125.532	68.456	100.802	75.376	59.973	53.732	103.934	70.837	99.103	69.117	111.027	65.697	86.423	84.861	82.955
8	T	3.7281	8.2248	8.8638	5.5809	9.6852	4.2798	8.4153	6.9017	6.4680	10.2978	5.3294	15.2661	12.6951	13.3697	77.7748
	S	125.643	64.495	99.152	80.999	62.795	57.352	105.328	66.980	98.457	69.719	111.304	69.450	89.154	82.208	83.317
9	T	3.7556	7.7630	8.6514	5.7501	9.7520	4.3058	8.4297	6.1846	6.2181	10.1003	5.2837	15.5021	12.7355	12.4027	76.1943
	S	124.723	68.331	101.586	78.615	62.365	57.006	105.148	74.746	102.414	71.082	112.266	68.392	88.871	88.617	85.046
10	T	3.6935	7.4934	8.5519	5.6650	9.6806	4.3998	8.4010	6.1398	6.2080	9.9932	5.3156	15.3456	12.8008	12.3478	75.5418
	S	126.820	70.790	102.768	79.796	62.825	55.788	105.507	75.291	102.580	71.844	111.593	69.090	88.418	89.011	85.780
11	T	3.6962	7.4087	8.5120	5.7373	9.5266	4.2661	8.4116	6.1066	6.2583	10.0138	5.3229	15.2639	12.6777	12.3649	75.2601
	S	126.727	71.599	103.250	78.791	63.840	57.536	105.374	75.701	101.756	71.697	111.440	69.460	89.276	88.888	86.101
12	T	3.6634	7.5428	8.5367	5.6307	9.4807	4.3382	8.3853	6.0837	6.2156	10.0424	5.3164	15.1114	12.7235	12.2993	75.2359
	S	127.862	70.326	102.951	80.282	64.149	56.580	105.704	75.985	102.455	71.492	111.576	70.161	88.955	89.362	86.129
13	T	3.6743	7.5610	8.4539	5.5403	9.4745	4.1834	8.3525	6.0262	6.2148	10.0434	5.3275	15.0148	12.5359	12.2410	74.8518
	S	127.483	70.157	103.960	81.592	64.191	58.673	106.120	76.710	102.468	71.485	111.343	70.612	90.286	89.788	86.571
14	T	3.6675	7.4142	8.5453	5.7069	9.5258	4.2433	8.3953	5.9270	6.2032	9.9727	5.2976	15.2327	12.6386	12.1302	74.8988
	S	127.719	71.546	102.848	79.210	63.846	57.845	105.579	77.994	102.660	71.992	111.972	69.602	89.552	90.608	86.517
15	T	3.6643	7.4190	8.5065	5.5873	9.5210	4.2541	8.3513	6.0303	6.2931	10.1743	5.3017	15.1083	12.6054	12.3234	75.1029
	S	127.830	71.499	103.317	80.906	63.878	57.698	106.135	76.658	101.193	70.565	111.885	70.175	89.788	89.187	86.282
16	T	3.6879	7.9582	8.6590	5.7065	9.5866	4.2737	8.4221	5.9731	6.1856	10.3460	5.2814	15.2931	12.6958	12.1587	76.0801
	S	127.012	66.655	101.497	79.216	63.441	57.434	105.243	77.392	102.952	69.394	112.315	69.327	89.149	90.395	85.173
17	T	3.6692	7.5016	9.1847	5.8815	9.5119	4.1943	8.3958	5.9267	6.2040	10.0778	5.3023	15.3934	12.5901	12.1307	75.8498
	S	127.660	70.712	95.688	76.859	63.939	58.521	105.572	77.998	102.646	71.241	111.873	68.875	89.897	90.604	85.432
18	T	3.6488	7.5271	8.4250	5.5905	9.4272	4.2106	8.3317	6.3248	6.5770	10.0312	5.2932	15.0177	12.5423	12.9018	75.3871
	S	128.373	70.473	104.316	80.860	64.514	58.294	106.384	73.089	96.825	71.572	112.065	70.599	90.240	85.189	85.956
19	T	3.6775	7.4114	8.3582	5.5807	10.0045	4.6122	9.6177	7.1571	9.1375	10.5320	5.3478	15.5852	14.2299	16.2946	81.4366
	S	127.372	71.573	105.150	81.002	60.791	53.219	92.160	64.589	69.693	68.169	110.921	68.028	79.538	67.451	79.571

Event: Cooper Tires USF2000 GP of St Petersburg

Round 1 / 2

Track: St Petersburg Street Circuit

1.8 mile(s)



Report: Section Data Report

USF2000

Session: Practice 1

March 9, 2018

Section Data for Car 81 - Dupell, Kyle (R)

Lap	T/SPI to PO	PO to SF	SF to PI
1	T	132.1266	
	S	43.662	
2	T		
	S		
3	T		
	S		
4	T		
	S		
5	T		
	S		
6	T		
	S		
7	T		
	S		
8	T		
	S		
9	T		
	S		
10	T		
	S		
11	T		
	S		
12	T		
	S		
13	T		
	S		
14	T		
	S		
15	T		
	S		
16	T		
	S		
17	T		
	S		
18	T		
	S		
19	T		79.4718
	S		74.074

Event: Cooper Tires USF2000 GP of St Petersburg

Round 1 / 2

Track: St Petersburg Street Circuit

1.8 mile(s)



Report: Section Data Report

USF2000

Session: Practice 1

March 9, 2018

Section Data for Car 90 - Cabrera, Manuel (R)

Table with columns: Lap, T/SF to I1, I1 to I2, I2 to I3, I3 to I4A, I4A to I4, I4 to I5A, I5A to I5, I5 to I6A, I6A to I6, I6 to I7, I7 to SF, I3 to I4, I4 to I5, I5 to I6, Lap. Rows 1-18 with T and S sub-rows.

Event: Cooper Tires USF2000 GP of St Petersburg

Round 1 / 2

Track: St Petersburg Street Circuit

1.8 mile(s)



Report: Section Data Report

USF2000

Session: Practice 1

March 9, 2018

Section Data for Car 90 - Cabrera, Manuel (R)

Lap	T/S	PI to PO	PO to SF	SF to PI
20	T	92.1378		
	S	11.585		

Lap	T/S	PO to SF	SF to PI
1	T	88.0796	
	S	65.496	
2	T		
	S		
3	T		
	S		
4	T		
	S		
5	T		
	S		
6	T		
	S		
7	T		
	S		
8	T		
	S		
9	T		
	S		
10	T		
	S		
11	T		
	S		
12	T		
	S		
13	T		
	S		
14	T		
	S		
15	T		
	S		
16	T		
	S		
17	T		
	S		
18	T		
	S		

Event: Cooper Tires USF2000 GP of St Petersburg

Round 1 / 2

Track: St Petersburg Street Circuit

1.8 mile(s)



Report: Section Data Report

USF2000

Session: Practice 1

March 9, 2018

Section Data for Car 91 - Fraga, Igor (R)

Table with columns: Lap, T/SF to I1, I1 to I2, I2 to I3, I3 to I4A, I4A to I4, I4 to I5A, I5A to I5, I5 to I6A, I6A to I6, I6 to I7, I7 to SF, I3 to I4, I4 to I5, I5 to I6, Lap. Rows 19-20 and 1-17.

Event: Cooper Tires USF2000 GP of St Petersburg

Round 1 / 2

Track: St Petersburg Street Circuit

1.8 mile(s)



Report: Section Data Report

USF2000

Session: Practice 1

March 9, 2018

Section Data for Car 91 - Fraga, Igor (R)

Lap	T/SPO to SF	SF to PI
19	T	
	S	
20	T	87.5024
	S	67.276

Lap	T/SPO to SF	SF to PI
1	T	86.8208
	S	66.446
2	T	
	S	
3	T	
	S	
4	T	
	S	
5	T	
	S	
6	T	
	S	
7	T	
	S	
8	T	
	S	
9	T	
	S	
10	T	
	S	
11	T	
	S	
12	T	
	S	
13	T	
	S	
14	T	
	S	
15	T	
	S	
16	T	
	S	
17	T	
	S	

Event: Cooper Tires USF2000 GP of St Petersburg

Round 1 / 2

Track: St Petersburg Street Circuit

1.8 mile(s)



Report: Section Data Report

USF2000

Session: Practice 1

March 9, 2018

Section Data for Car 93 - Clunie, Jayson

Lap	T/SF to I1	I1 to I2	I2 to I3	I3 to I4A	I4A to I4	I4 to I5A	I5A to I5	I5 to I6A	I6A to I6	I6 to I7	I7 to SF	I3 to I4	I4 to I5	I5 to I6	Lap	
18	T	3.6891	7.2243	8.2159	5.3532	9.3087	4.1404	8.4136	5.8272	6.1753	9.9381	5.3109	14.6619	12.5540	12.0025	73.5967
	S	126.971	73.426	106.971	84.444	65.335	59.283	105.349	79.330	103.123	72.243	111.691	72.312	90.156	91.572	88.047
19	T	3.6888	7.2232	8.2349	5.3098	11.9522	4.9309	9.0229	5.8740	6.2554	9.8901	5.3056	17.2620	13.9538	12.1294	77.6878
	S	126.981	73.438	106.724	85.134	50.885	49.779	98.235	78.698	101.803	72.593	111.803	61.420	81.112	90.614	83.411
20	T	3.6776	7.2086	8.2152	5.4635	11.4399	5.0353	9.0991	6.4427	7.3085	9.9187	5.3152	16.9034	14.1344	13.7512	79.1243
	S	127.368	73.586	106.980	82.739	53.163	48.747	97.412	71.751	87.134	72.384	111.601	62.723	80.075	79.927	81.896
Lap	T/SF to I1	I1 to I2	I2 to I3	I3 to I4A	I4A to I4	I4 to I5A	I5A to I5	I5 to I6A	I6A to I6	I6 to I7	I7 to SF	I3 to I4	I4 to I5	I5 to I6	Lap	
1	T	4.6880	8.9270	10.6064	6.5567	11.3681	4.8492	9.6240	9.1920	7.4440	13.2593	5.8498	17.9248	14.4732	16.6360	92.3645
	S	99.917	59.421	82.862	68.944	53.499	50.618	92.099	50.291	85.548	54.147	101.402	59.149	78.201	66.067	70.157
2	T	4.1701	8.4040	9.7726	6.3176	10.5858	4.6285	9.2062	7.4837	6.9706	11.4504	5.5845	16.9034	13.8347	14.4543	84.5740
	S	112.326	63.119	89.931	71.553	57.453	53.031	96.279	61.771	91.358	62.701	106.219	62.723	81.810	76.039	76.619
3	T	4.1808	8.5491	9.6200	6.2444	10.4267	4.5816	9.0441	6.6056	6.7912	11.1569	5.5421	16.6711	13.6257	13.3968	82.7425
	S	112.038	62.048	91.358	72.392	58.329	53.574	98.005	69.982	93.771	64.351	107.032	63.597	83.065	82.041	78.315
4	T	3.9271	7.8805	9.1731	5.9791	10.0560	4.4656	8.8172	6.6361	6.8273	10.9550	5.5169	16.0351	13.2828	13.4634	80.2339
	S	119.276	67.312	95.809	75.604	60.479	54.966	100.527	69.660	93.275	65.537	107.521	66.119	85.209	81.635	80.764
5	T	3.8652	7.7669	9.1446	5.9572	10.0281	4.4298	8.8906	6.3560	6.5903	10.7614	5.5402	15.9853	13.3204	12.9463	79.3303
	S	121.186	68.297	96.107	75.882	60.648	55.410	99.697	72.730	96.630	66.716	107.069	66.325	84.969	84.896	81.684
6	T	3.9106	7.7889	9.1477	6.1622	10.0182	4.3843	8.8881	6.4627	6.6502	10.7160	5.5054	16.1804	13.2724	13.1129	79.6343
	S	119.779	68.104	96.075	73.358	60.708	55.985	99.725	71.529	95.759	66.998	107.745	65.525	85.276	83.818	81.372
7	T	3.8810	7.6693	9.2260	5.9466	9.9593	4.5016	9.0081	7.5243	6.7080	10.7659	5.4859	15.9059	13.5097	14.2323	80.6760
	S	120.693	69.166	95.259	76.017	61.067	54.526	98.396	61.437	94.934	66.688	108.128	66.656	83.778	77.225	80.321
8	T	3.9165	7.9404	9.2206	5.9859	10.0346	4.4505	8.8219	6.2756	6.6120	11.7821	5.8248	16.0205	13.2724	12.8876	80.8649
	S	119.599	66.805	95.315	75.518	60.608	55.152	100.473	73.662	96.312	60.936	101.837	66.179	85.276	85.283	80.134
9	T	3.8001	7.5119	9.2416	5.9084	9.9840	4.4208	9.0482	6.3453	6.6594	10.6461	5.5014	15.8924	13.4690	13.0047	79.0672
	S	123.262	70.615	95.099	76.509	60.916	55.523	97.960	72.853	95.627	67.438	107.824	66.713	84.031	84.515	81.956
10	T	3.7983	7.6190	9.0821	5.8327	9.9337	4.3487	8.7981	6.1472	6.6160	10.4531	5.4577	15.7664	13.1468	12.7632	78.0866
	S	123.321	69.623	96.769	77.502	61.224	56.443	100.745	75.201	96.254	68.683	108.687	67.246	86.091	86.114	82.985
11	T	3.8725	7.6598	8.9235	5.9654	9.7765	4.4164	8.8117	6.1722	6.5768	10.4289	5.4951	15.7419	13.2281	12.7490	78.0988
	S	120.958	69.252	98.489	75.778	62.209	55.578	100.589	74.896	96.828	68.843	107.947	67.351	85.562	86.210	82.972
12	T	3.7826	7.5907	9.1371	5.9053	9.8076	4.3776	8.8137	6.0529	6.5705	10.5707	5.4961	15.7129	13.1913	12.6234	78.1048
	S	123.833	69.882	96.186	76.549	62.011	56.071	100.567	76.372	96.921	67.919	107.928	67.475	85.800	87.068	82.965
13	T	4.1787	7.9018	9.0442	5.6838	9.7355	4.3388	8.8300	6.4725	6.6723	10.4841	5.5162	15.4193	13.1688	13.1448	78.8579
	S	112.094	67.131	97.174	79.532	62.471	56.572	100.381	71.421	95.442	68.480	107.535	68.760	85.947	83.614	82.173
14	T	3.7861	7.5066	8.9766	5.6168	9.7843	4.3874	8.7213	6.2196	6.7554	10.5806	5.4589	15.4011	13.1087	12.9750	77.7936
	S	123.718	70.665	97.906	80.481	62.159	55.945	101.632	74.325	94.268	67.856	108.663	68.841	86.341	84.708	83.297
15	T	4.0598	7.5473	8.9836	5.8982	9.9204	4.3099	8.7456	6.3601	6.6389	10.3778	5.4594	15.8186	13.0555	12.9990	78.3010
	S	115.377	70.284	97.830	76.641	61.306	56.951	101.350	72.683	95.922	69.182	108.653	67.024	86.693	84.552	82.758
16	T	3.8297	7.3427	8.9343	5.8007	9.6996	4.2892	8.6864	5.9266	6.5056	10.3692	5.5066	15.5003	12.9756	12.4322	76.8906
	S	122.310	72.242	98.370	77.929	62.702	57.226	102.040	78.000	97.888	69.239	107.722	68.400	87.227	88.407	84.276

Event: Cooper Tires USF2000 GP of St Petersburg

Round 1 / 2

Track: St Petersburg Street Circuit

1.8 mile(s)



Report: Section Data Report

USF2000

Session: Practice 1

March 9, 2018

Section Data for Car 93 - Clunie, Jayson

Lap	T/SPO to SF	SF to PI
18	T	
	S	
19	T	
	S	
20	T	79.1043
	S	74.418

Lap	T/SPI to PO	PO to SF	SF to PI
1	T	95.5298	
	S	60.388	
2	T		
	S		
3	T		
	S		
4	T		
	S		
5	T		
	S		
6	T		
	S		
7	T		
	S		
8	T		
	S		
9	T		
	S		
10	T		
	S		
11	T		
	S		
12	T		
	S		
13	T		
	S		
14	T		
	S		
15	T		
	S		
16	T		
	S		

Event: Cooper Tires USF2000 GP of St Petersburg
Track: St Petersburg Street Circuit
Report: Section Data Report
Session: Practice 1

Round 1 / 2
1.8 mile(s)
USF2000
March 9, 2018








Section Data for Car 93 - Clunie, Jayson

Lap	T/SF to I1	I1 to I2	I2 to I3	I3 to I4A	I4A to I4	I4 to I5A	I5A to I5	I5 to I6A	I6A to I6	I6 to I7	I7 to SF	I3 to I4	I4 to I5	I5 to I6	Lap	
17	T	3.7755	7.3411	8.9651	5.7344	9.7141	4.2604	8.7519	5.9885	6.5361	10.5150	5.4799	15.4485	13.0123	12.5246	77.0620
	S	124.065	72.258	98.032	78.830	62.608	57.613	101.277	77.193	97.431	68.279	108.247	68.630	86.981	87.755	84.088
18	T	3.7502	7.5866	8.7832	5.6213	9.6595	4.3007	8.6749	6.4129	6.5740	10.3624	5.4441	15.2808	12.9756	12.9869	77.1698
	S	124.902	69.920	100.062	80.417	62.962	57.073	102.176	72.085	96.869	69.285	108.959	69.383	87.227	84.631	83.971
19	T	3.7666	7.2517	8.8320	5.8064	9.6829	5.3496	8.9186	7.1979	9.1501	10.2631	5.4551	15.4893	14.2682	16.3480	81.6740
	S	124.359	73.149	99.509	77.853	62.810	45.883	99.384	64.223	69.597	69.955	108.739	68.449	79.325	67.231	79.340
20	T															
	S															

Report Support Information

Section Legend	
Name	Length
SF to I1	0.130114 miles
I1 to I2	0.147348 miles
I2 to I3	0.244129 miles
I3 to I4A	0.125568 miles
I4A to I4	0.168939 miles
I4 to I5A	0.068182 miles
I5A to I5	0.246212 miles
I5 to I6A	0.128409 miles
I6A to I6	0.176894 miles
I6 to I7	0.199432 miles
I7 to SF	0.164773 miles
I3 to I4	0.294508 miles
I4 to I5	0.314394 miles
I5 to I6	0.305303 miles
Lap	1.800000 miles
PI to PO	0.296496 miles
PO to SF	1.602462 miles

Color Legend	
	Fastest Lap
	Section Under Caution
	Section Under Green
	Section Time Data
	Section Speed Data

Track Map

Event: Cooper Tires USF2000 GP of St Petersburg

Round 1 / 2

Track: St Petersburg Street Circuit

1.8 mile(s)



Report: Section Data Report

USF2000

Session: Practice 1

March 9, 2018

Section Data for Car 93 - Clunie, Jayson

Lap	T/SPI to PO	PO to SF	SF to PI
17	T		
	S		
18	T		
	S		
19	T		80.6209
	S		73.019
20	T	92.3087	
	S	11.563	

Event: Cooper Tires USF2000 GP of St Petersburg

Round 1 / 2

Track: St Petersburg Street Circuit

1.8 mile(s)



Report: Section Data Report

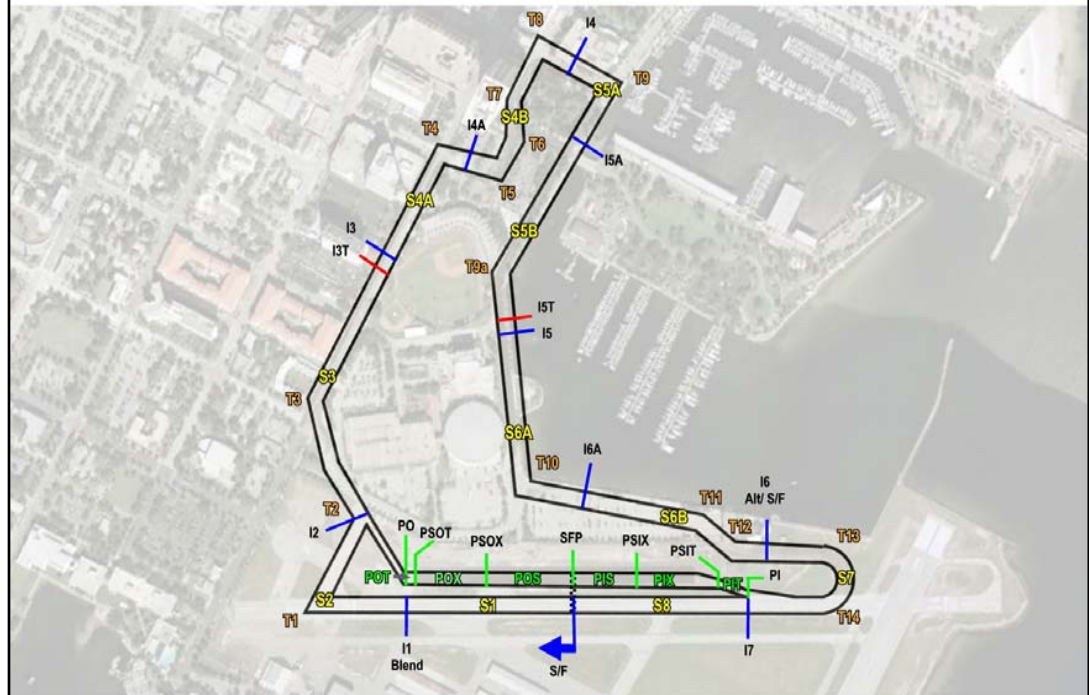
USF2000

Session: Practice 1

March 9, 2018

Section Data for Car

SF to PI	1.635227 miles
PO to I2	0.079924 miles
I6 to PI	0.199432 miles
PO to PI	1.437689 miles



St. Petersburg Street Circuit - 1.80 Miles

Revised March 7, 2017