

Event: NJMP RTI - MX-5 Open Test
Track: New Jersey Motorsports Park
Report: Section Data Report
Session: USF2000 Test Session 3

2.14 mile(s)



USF2000 Championship
October 9, 2020

Section Data for Car 1 - Campbell, Prescott (R)

Lap	T/SF to I1	I1 to I2	I2 to I3	I3 to SF	Lap	
1	T	22.2653	18.6603	26.1821	15.7920	82.8997
	S	98.237	94.561	83.593	99.043	92.932
2	T	21.3383	18.3771	25.6826	13.8297	79.2277
	S	102.505	96.019	85.219	113.097	97.239
3	T	20.9517	18.1836	25.7734	13.7542	78.6629
	S	104.396	97.040	84.918	113.717	97.937
4	T	21.1007	18.2533	25.8067	13.7942	78.9549
	S	103.659	96.670	84.809	113.388	97.575
5	T	21.0296	18.2841	25.8625	13.7384	78.9146
	S	104.009	96.507	84.626	113.848	97.625
6	T	21.0510	18.2219	25.8181	13.7610	78.8520
	S	103.904	96.837	84.771	113.661	97.702
7	T	20.9797	18.2553	25.7687	13.7383	78.7420
	S	104.257	96.659	84.934	113.849	97.839
8	T	21.0769	18.1893	26.1155	13.7928	79.1745
	S	103.776	97.010	83.806	113.399	97.304
9	T	21.1276	18.1801	25.8850	13.7844	78.9771
	S	103.527	97.059	84.552	113.468	97.547
10	T	21.2025	18.2098	25.9625	13.7657	79.1405
	S	103.161	96.901	84.300	113.622	97.346
11	T	23.3216	18.9917	26.0598	13.8094	82.1825
	S	93.787	92.911	83.985	113.263	93.743
12	T	21.6422	18.2895	26.1735	13.7718	79.8770
	S	101.065	96.479	83.620	113.572	96.448
13	T	21.1407	18.1825	26.0685	13.7536	79.1453
	S	103.463	97.046	83.957	113.722	97.340
14	T	21.1458	18.2379	25.9219	13.7246	79.0302
	S	103.438	96.752	84.432	113.963	97.482
15	T	21.1251	18.1789	26.0771	13.7605	79.1416
	S	103.539	97.066	83.929	113.665	97.345
16	T	22.6695	18.3864	26.3141	13.7588	81.1288
	S	96.485	95.970	83.174	113.679	94.960
17	T	21.2302	18.3560	26.4280	13.7778	79.7920
	S	103.026	96.129	82.815	113.523	96.551
18	T	21.3141	18.3450	26.1984	13.7485	79.6060
	S	102.621	96.187	83.541	113.764	96.777
19	T	21.4284	18.3674	26.2512	13.7840	79.8310
	S	102.074	96.069	83.373	113.471	96.504

Event: NJMP RTI - MX-5 Open Test
Track: New Jersey Motorsports Park
Report: Section Data Report
Session: USF2000 Test Session 3

2.14 mile(s)



USF2000 Championship
October 9, 2020

Section Data for Car 1 - Campbell, Prescott (R)

Lap	T/SF to I1	I1 to I2	I2 to I3	I3 to SF	Lap	
20	T	21.3690	18.3278	26.0840	13.7666	79.5474
	S	102.357	96.277	83.907	113.615	96.848
21	T	21.3820	18.2981	26.4837	13.7595	79.9233
	S	102.295	96.433	82.641	113.674	96.392

Event: NJMP RTI - MX-5 Open Test
Track: New Jersey Motorsports Park
Report: Section Data Report
Session: USF2000 Test Session 3

2.14 mile(s)



USF2000 Championship
October 9, 2020

Section Data for Car 10 - Shields, Cameron

Lap	T/SF to I1	I1 to I2	I2 to I3	I3 to SF	Lap	
1	T	22.1559	18.5583	26.1704	13.7932	80.6778
	S	98.722	95.081	83.630	113.396	95.491
2	T	21.2987	18.2272	26.0413	13.7495	79.3167
	S	102.695	96.808	84.045	113.756	97.130
3	T	21.3698	18.2465	25.9955	13.7074	79.3192
	S	102.353	96.706	84.193	114.106	97.127
4	T	21.1352	18.3483	25.9292	13.6998	79.1125
	S	103.490	96.169	84.408	114.169	97.380
5	T	21.3238	18.6237	26.2416	13.5881	79.7772
	S	102.574	94.747	83.403	115.107	96.569
6	T	21.5502	18.4562	26.2106	13.6011	79.8181
	S	101.497	95.607	83.502	114.997	96.519
7	T	21.1098	18.1303	25.8530	13.7266	78.8197
	S	103.614	97.326	84.657	113.946	97.742
8	T	21.2727	18.1806	26.0809	13.7345	79.2687
	S	102.821	97.057	83.917	113.880	97.188
9	T	21.2165	18.1449	26.0878	13.6881	79.1373
	S	103.093	97.247	83.895	114.266	97.350
10	T	21.1803	18.2881	25.9781	13.7015	79.1480
	S	103.269	96.486	84.249	114.155	97.337
11	T	21.0901	18.0917	26.0648	13.7085	78.9551
	S	103.711	97.533	83.969	114.096	97.574
12	T	21.2327	18.4131	26.1531	13.6895	79.4884
	S	103.014	95.831	83.686	114.255	96.920
13	T	21.3924	18.3714	26.2871	13.6624	79.7133
	S	102.245	96.049	83.259	114.481	96.646
14	T	21.4770	18.5462	26.4097	13.6321	80.0650
	S	101.843	95.143	82.872	114.736	96.222
15	T	21.5558	18.6707	27.3068	13.5983	81.1316
	S	101.470	94.509	80.150	115.021	94.957
16	T		19.2497	26.5383		317.7691
	S		91.666	82.471		24.244
17	T	21.2698	18.1764	25.6637	13.6849	78.7948
	S	102.835	97.079	85.281	114.293	97.773
18	T	20.9169	17.9415	25.6819	13.6800	78.2203
	S	104.570	98.350	85.221	114.334	98.491
19	T	20.9015	17.9797	25.6198	13.6380	78.1390
	S	104.647	98.141	85.428	114.686	98.594

Event: NJMP RTI - MX-5 Open Test
Track: New Jersey Motorsports Park
Report: Section Data Report
Session: USF2000 Test Session 3

2.14 mile(s)



USF2000 Championship
October 9, 2020

Section Data for Car 10 - Shields, Cameron

Lap	T/SF to I1	I1 to I2	I2 to I3	I3 to SF	Lap	
20	T	21.0633	17.9046	25.9923	13.6562	78.6164
	S	103.843	98.553	84.203	114.533	97.995
21	T		18.4595	26.4507		289.2119
	S		95.590	82.744		26.638
22	T	21.0553	18.0401	25.7408	13.6328	78.4690
	S	103.882	97.812	85.026	114.730	98.179
23	T	20.8543	17.9920	25.7178	13.6358	78.1999
	S	104.884	98.074	85.102	114.705	98.517
24	T	20.8578	17.9309	25.7281	13.6056	78.1224
	S	104.866	98.408	85.068	114.959	98.614
25	T	22.7821	19.1416	31.2349	13.5956	
	S	96.008	92.184	70.070	115.044	

Event: NJMP RTI - MX-5 Open Test
Track: New Jersey Motorsports Park
Report: Section Data Report
Session: USF2000 Test Session 3

2.14 mile(s)



USF2000 Championship
October 9, 2020

Section Data for Car 11 - Christodoulou, Nico (R)

Lap	T/SF to I1	I1 to I2	I2 to I3	I3 to SF	Lap	
1	T	22.2275	19.1143	27.5119	13.8410	82.6947
	S	98.404	92.315	79.552	113.004	93.162
2	T	21.6661	18.8166	26.5357	13.7531	80.7715
	S	100.954	93.776	82.479	113.726	95.380
3	T	22.1258	18.6903	26.4741	13.6919	80.9821
	S	98.856	94.410	82.671	114.235	95.132
4	T	21.8478	18.6392	26.2288	13.7323	80.4481
	S	100.114	94.669	83.444	113.899	95.764
5	T	21.3506	18.3460	26.5470	13.7255	79.9691
	S	102.445	96.181	82.444	113.955	96.337
6	T	21.4107	18.5937	26.2634	13.7358	80.0036
	S	102.158	94.900	83.334	113.870	96.296
7	T	22.2524	18.7712	26.3217	13.7158	81.0611
	S	98.294	94.003	83.150	114.036	95.039
8	T	21.6571	18.5420	26.3945	13.7188	80.3124
	S	100.996	95.165	82.920	114.011	95.925
9	T	21.9886	19.1713	26.8413	13.7289	81.7301
	S	99.473	92.041	81.540	113.927	94.261
10	T		19.5383	28.4545		512.1386
	S		90.312	76.917		15.043
11	T	21.9899	18.9293	26.7852	13.8308	81.5352
	S	99.467	93.218	81.711	113.088	94.487
12	T	21.7462	18.4458	26.1051	13.6547	79.9518
	S	100.582	95.661	83.839	114.546	96.358
13	T	21.1244	18.1894	25.8580	13.6919	78.8637
	S	103.542	97.010	84.641	114.235	97.688
14	T	21.2825	18.2747	25.8248	13.6242	79.0062
	S	102.773	96.557	84.749	114.802	97.511
15	T	20.9704	18.2284	25.8178	13.7069	78.7235
	S	104.303	96.802	84.772	114.110	97.862
16	T	21.2822	18.2920	25.7781	13.7033	79.0556
	S	102.775	96.465	84.903	114.140	97.450
17	T	23.3553	18.5476	26.4998	13.7088	82.1115
	S	93.652	95.136	82.591	114.094	93.824
18	T		18.6429	26.4511		315.4173
	S		94.650	82.743		24.425
19	T	21.1908	18.4678	26.0523	13.6883	79.3992
	S	103.218	95.547	84.009	114.265	97.029

Event: NJMP RTI - MX-5 Open Test
Track: New Jersey Motorsports Park
Report: Section Data Report
Session: USF2000 Test Session 3

2.14 mile(s)



USF2000 Championship
October 9, 2020

Section Data for Car 11 - Christodoulou, Nico (R)

Lap	T/SF to I1	I1 to I2	I2 to I3	I3 to SF	Lap	
20	T	21.0180	18.2282	25.9395	13.5896	78.7753
	S	104.067	96.803	84.375	115.095	97.797
21	T	21.0046	18.2424	26.3238	13.6701	79.2409
	S	104.133	96.728	83.143	114.417	97.223

Event: NJMP RTI - MX-5 Open Test
Track: New Jersey Motorsports Park
Report: Section Data Report
Session: USF2000 Test Session 3

2.14 mile(s)



USF2000 Championship
October 9, 2020

Section Data for Car 16 - Pierson, Josh (R)

Lap	T/SF to I1	I1 to I2	I2 to I3	I3 to SF	Lap	
1	T	22.1228	18.6936	26.5673	15.9315	83.3152
	S	98.870	94.393	82.381	98.176	92.468
2	T	21.6080	18.5507	26.1779	13.7981	80.1347
	S	101.225	95.120	83.606	113.356	96.138
3	T	21.6115	18.4215	26.2371	13.7485	80.0186
	S	101.209	95.787	83.418	113.764	96.278
4	T	21.4671	18.4993	26.1861	13.7211	79.8736
	S	101.890	95.384	83.580	113.992	96.452
5	T	21.3883	18.4477	26.0034	13.7154	79.5548
	S	102.265	95.651	84.167	114.039	96.839
6	T	21.4647	18.3548	26.0859	13.7116	79.6170
	S	101.901	96.135	83.901	114.071	96.763
7	T	21.3677	18.3309	26.0978	13.7161	79.5125
	S	102.364	96.261	83.863	114.033	96.890
8	T		18.9739	26.4917		271.1501
	S		92.999	82.616		28.412
9	T	21.4530	18.3654	26.0252	13.7635	79.6071
	S	101.956	96.080	84.097	113.640	96.775
10	T	21.3607	18.5498	25.9193	13.7207	79.5505
	S	102.397	95.125	84.440	113.995	96.844
11	T	21.1800	18.2941	26.3901	13.6860	79.5502
	S	103.271	96.454	82.934	114.284	96.845
12	T	21.3288	18.3757	26.1476	13.7237	79.5758
	S	102.550	96.026	83.703	113.970	96.813
13	T	21.3008	18.3513	26.0960	13.6918	79.4399
	S	102.685	96.154	83.869	114.236	96.979
14	T	21.4163	18.4850	26.0368	13.7017	79.6398
	S	102.131	95.458	84.059	114.153	96.736
15	T	21.2218	18.4447	26.2130	13.6582	79.5377
	S	103.067	95.667	83.494	114.517	96.860
16	T	21.3666	18.3765	26.1859	13.6761	79.6051
	S	102.369	96.022	83.581	114.367	96.778

Event: NJMP RTI - MX-5 Open Test
Track: New Jersey Motorsports Park
Report: Section Data Report
Session: USF2000 Test Session 3

2.14 mile(s)



USF2000 Championship
October 9, 2020

Section Data for Car 2 - Green, Josh (R)

Lap	T/SF to I1	I1 to I2	I2 to I3	I3 to SF	Lap	
1	T	21.8414	18.8010	26.3325	13.9940	80.9689
	S	100.143	93.854	83.115	111.769	95.148
2	T	21.3490	18.3722	26.0810	13.8342	79.6364
	S	102.453	96.044	83.917	113.060	96.740
3	T	21.2712	18.3496	26.0653	13.7928	79.4789
	S	102.828	96.163	83.967	113.399	96.931
4	T	21.0943	18.3673	26.2358	13.8051	79.5025
	S	103.690	96.070	83.422	113.298	96.903
5	T	21.1538	18.3229	26.1154	13.7260	79.3181
	S	103.399	96.303	83.806	113.951	97.128
6	T	21.1550	18.3032	26.0295	13.7568	79.2445
	S	103.393	96.406	84.083	113.696	97.218
7	T	21.2073	18.2621	26.1498	13.7464	79.3656
	S	103.138	96.623	83.696	113.782	97.070
8	T	21.1742	18.2393	26.0849	13.7299	79.2283
	S	103.299	96.744	83.904	113.919	97.238
9	T	21.2054	18.2645	26.0747	13.7614	79.3060
	S	103.147	96.611	83.937	113.658	97.143
10	T	21.8056	18.4666	26.1471	13.7144	80.1337
	S	100.308	95.553	83.705	114.047	96.139
11	T	21.2022	18.2773	26.0675	13.7715	79.3185
	S	103.163	96.543	83.960	113.574	97.127
12	T	21.3391	18.3215	26.2569	13.7351	79.6526
	S	102.501	96.310	83.355	113.875	96.720
13	T	21.2731	18.3087	26.2685	13.6902	79.5405
	S	102.819	96.377	83.318	114.249	96.856
14	T	21.5005	18.5700	26.3236	13.7352	80.1293
	S	101.731	95.021	83.144	113.875	96.145
15	T	21.3518	18.3638	26.1650	13.7775	79.6581
	S	102.440	96.088	83.647	113.525	96.713
16	T	21.3362	18.4354	26.3417	13.7494	79.8627
	S	102.515	95.715	83.086	113.757	96.466
17	T	21.3748	18.5655	26.5067	13.7439	80.1909
	S	102.330	95.044	82.569	113.803	96.071
18	T	21.4493	18.4922	26.3718	13.7520	80.0653
	S	101.974	95.421	82.992	113.736	96.221
19	T	21.5524	18.5060	26.4896	13.6477	80.1957
	S	101.486	95.350	82.622	114.605	96.065

Event: NJMP RTI - MX-5 Open Test
Track: New Jersey Motorsports Park
Report: Section Data Report
Session: USF2000 Test Session 3

2.14 mile(s)



USF2000 Championship
October 9, 2020

Section Data for Car 21 - Sundaramoorthy, Yuven

Lap	T/SF to I1	I1 to I2	I2 to I3	I3 to SF	Lap	
1	T	21.9884	18.5315	25.9469	13.8208	80.2876
	S	99.474	95.219	84.351	113.169	95.955
2	T	21.1992	18.3491	25.8140	13.6966	79.0589
	S	103.177	96.165	84.785	114.196	97.446
3	T	21.5390	18.2915	25.9271	13.7305	79.4881
	S	101.549	96.468	84.415	113.914	96.920
4	T	21.1031	18.2379	25.9708	13.7149	79.0267
	S	103.647	96.752	84.273	114.043	97.486
5	T	21.1235	18.2687	25.8866	13.7476	79.0264
	S	103.547	96.588	84.547	113.772	97.486
6	T	21.0246	18.1625	25.9397	13.6994	78.8262
	S	104.034	97.153	84.374	114.172	97.734
7	T	21.2024	18.2691	26.1821	13.7181	79.3717
	S	103.162	96.586	83.593	114.017	97.062
8	T	21.8632	18.5350	26.6168	13.7225	80.7375
	S	100.044	95.201	82.228	113.980	95.420
9	T		20.4390	27.1425		193.5840
	S		86.332	80.635		39.797
10	T	21.3625	18.3553	26.2990	13.7163	79.7331
	S	102.388	96.133	83.221	114.032	96.622
11	T	20.9830	18.1930	25.5322	13.7096	78.4178
	S	104.240	96.990	85.721	114.087	98.243
12	T	20.7527	18.0228	25.5498	13.6767	78.0020
	S	105.397	97.906	85.662	114.362	98.767
13	T	20.7090	18.0491	25.5324	13.6922	77.9827
	S	105.619	97.764	85.720	114.232	98.791
14	T	20.7098	18.3431	26.0269	13.6644	78.7442
	S	105.615	96.197	84.091	114.465	97.836
15	T	20.8469	18.1573	25.6970	13.6258	78.3270
	S	104.921	97.181	85.171	114.789	98.357

Event: NJMP RTI - MX-5 Open Test
Track: New Jersey Motorsports Park
Report: Section Data Report
Session: USF2000 Test Session 3

2.14 mile(s)



USF2000 Championship
October 9, 2020

Section Data for Car 22 - Barrichello, Eduardo

Lap	T/SF to I1	I1 to I2	I2 to I3	I3 to SF	Lap	
1	T	21.6029	18.2818	25.8908	13.7249	79.5004
	S	101.249	96.519	84.533	113.960	96.905
2	T	20.9862	18.0933	25.6331	13.6574	78.3700
	S	104.224	97.525	85.383	114.523	98.303
3	T	21.1073	18.1584	26.3317	13.6692	79.2666
	S	103.626	97.175	83.118	114.424	97.191
4	T	21.0478	18.1138	25.6716	13.6374	78.4706
	S	103.919	97.414	85.255	114.691	98.177
5	T	21.0046	18.0463	25.6629	13.6336	78.3474
	S	104.133	97.779	85.284	114.723	98.331
6	T	21.5503	20.6007	26.7612	13.6183	82.5305
	S	101.496	85.655	81.784	114.852	93.347
7	T	21.0051	18.1317	25.6496	13.6268	78.4132
	S	104.131	97.318	85.328	114.780	98.249
8	T	20.9821	18.0868	26.0471	13.6321	78.7481
	S	104.245	97.560	84.026	114.736	97.831
9	T		18.8445	26.3757		163.0130
	S		93.637	82.979		47.260
10	T	21.1767	18.0586	25.6378	13.5573	78.4304
	S	103.287	97.712	85.368	115.369	98.227
11	T	20.6881	17.9498	25.2120	13.5384	77.3883
	S	105.726	98.304	86.809	115.530	99.550
12	T	21.1995	18.2988	32.8596	13.5935	85.9514
	S	103.176	96.430	66.606	115.062	89.632
13	T	20.6919	17.9321	25.2796	13.5450	77.4486
	S	105.707	98.401	86.577	115.474	99.472
14	T	23.4381	19.4432	27.6194	13.6039	84.1046
	S	93.321	90.754	79.243	114.974	91.600

Event: NJMP RTI - MX-5 Open Test
Track: New Jersey Motorsports Park
Report: Section Data Report
Session: USF2000 Test Session 3

2.14 mile(s)



USF2000 Championship
October 9, 2020

Section Data for Car 23 - Round-Garrido, Matt

Lap	T/SF to I1	I1 to I2	I2 to I3	I3 to SF	Lap	
1	T	21.6105	18.4129	26.0288	13.8182	79.8704
	S	101.213	95.832	84.085	113.191	96.456
2	T	21.1664	18.2883	25.8915	13.7552	79.1014
	S	103.337	96.485	84.531	113.709	97.394
3	T	21.7185	18.4134	26.1393	13.7154	79.9866
	S	100.710	95.829	83.730	114.039	96.316
4	T	21.1192	18.2976	25.9918	13.6895	79.0981
	S	103.568	96.436	84.205	114.255	97.398
5	T	21.1609	18.1745	25.8648	13.7591	78.9593
	S	103.364	97.089	84.618	113.677	97.569
6	T	21.2008	18.2723	25.7853	13.7936	79.0520
	S	103.169	96.569	84.879	113.393	97.455
7	T	21.1139	18.1089	25.7873	13.7315	78.7416
	S	103.594	97.441	84.873	113.905	97.839
8	T		22.7800	28.0128		169.7908
	S		77.460	78.130		45.373
9	T	21.8123	18.4928	25.9609	13.8404	80.1064
	S	100.277	95.418	84.305	113.009	96.172
10	T	21.0024	18.1365	25.6053	13.6839	78.4281
	S	104.144	97.293	85.476	114.302	98.230
11	T	24.4399	21.8157	27.2065	13.6931	87.1552
	S	89.496	80.884	80.445	114.225	88.394
12	T		18.4143	26.0857		116.5267
	S		95.825	83.902		66.114
13	T	21.1048	18.2154	25.6271	13.6960	78.6433
	S	103.639	96.871	85.403	114.201	97.961
14	T	20.9653	18.1028	26.6250	13.6510	79.3441
	S	104.328	97.474	82.202	114.577	97.096

Event: NJMP RTI - MX-5 Open Test
Track: New Jersey Motorsports Park
Report: Section Data Report
Session: USF2000 Test Session 3

2.14 mile(s)



USF2000 Championship
October 9, 2020

Section Data for Car 3 - Gold, Reece

Lap	T/SF to I1	I1 to I2	I2 to I3	I3 to SF	Lap	
1	T	21.4084	18.2695	25.6722	13.7453	79.0954
	S	102.169	96.584	85.253	113.791	97.401
2	T	21.0585	18.0138	25.5554	13.6989	78.3266
	S	103.867	97.955	85.643	114.176	98.357
3	T	21.1112	17.9655	25.7957	13.6554	78.5278
	S	103.607	98.219	84.845	114.540	98.105
4	T	21.0380	18.1825	28.3734	13.5385	81.1324
	S	103.968	97.046	77.137	115.529	94.956
5	T	20.9079	18.0980	25.7629	13.6667	78.4355
	S	104.615	97.499	84.953	114.445	98.221
6	T	21.1188	18.0338	25.7458	13.6634	78.5618
	S	103.570	97.847	85.009	114.473	98.063
7	T	20.9424	18.0638	25.7333	13.6990	78.4385
	S	104.442	97.684	85.051	114.176	98.217
8	T	21.0615	18.7085	25.8867	13.7082	79.3649
	S	103.852	94.318	84.547	114.099	97.071
9	T	23.7839	19.2809	26.9860	13.6609	83.7117
	S	91.964	91.518	81.103	114.494	92.030
10	T	22.1128	18.1485	25.8657	13.7441	79.8711
	S	98.914	97.228	84.615	113.801	96.455
11	T	21.7869	18.4238	25.9150	13.6973	79.8230
	S	100.394	95.775	84.454	114.190	96.514
12	T		20.3545	27.6121		488.8356
	S		86.691	79.264		15.760
13	T	22.0736	18.1825	25.6035	13.6096	79.4692
	S	99.090	97.046	85.482	114.926	96.943
14	T	20.8409	17.8771	29.8969	13.6240	82.2389
	S	104.951	98.704	73.206	114.804	93.678
15	T	20.8937	18.0231	25.6554	13.6525	78.2247
	S	104.686	97.905	85.309	114.564	98.486
16	T	20.8939	17.9489	25.4306	13.6322	77.9056
	S	104.685	98.309	86.063	114.735	98.889
17	T	20.8163	18.3837	26.5526	13.6077	79.3603
	S	105.075	95.984	82.426	114.942	97.076
18	T	20.8442	18.0670	25.5276	13.6337	78.0725
	S	104.934	97.667	85.736	114.722	98.678
19	T	20.8396	18.0220	25.5040	13.6907	78.0563
	S	104.958	97.911	85.815	114.245	98.698

Event: NJMP RTI - MX-5 Open Test
Track: New Jersey Motorsports Park
Report: Section Data Report
Session: USF2000 Test Session 3

2.14 mile(s)



USF2000 Championship
October 9, 2020

Section Data for Car 3 - Gold, Reece

Lap	T/SF to I1	I1 to I2	I2 to I3	I3 to SF	Lap	
20	T	20.9281	18.0668	25.5951	13.6394	78.2294
	S	104.514	97.668	85.510	114.674	98.480
21	T	28.8216	22.2956	30.4771	13.6459	95.2402
	S	75.890	79.143	71.812	114.620	80.890

Event: NJMP RTI - MX-5 Open Test
Track: New Jersey Motorsports Park
Report: Section Data Report
Session: USF2000 Test Session 3

2.14 mile(s)



USF2000 Championship
October 9, 2020

Section Data for Car 4 - d'Orlando, Michael

Lap	T/SF to I1	I1 to I2	I2 to I3	I3 to SF	Lap	
1	T	21.6031	18.4435	26.0415	13.8687	79.9568
	S	101.248	95.673	84.044	112.778	96.352
2	T	21.2921	18.2772	25.8765	13.7745	79.2203
	S	102.727	96.544	84.580	113.550	97.248
3	T	21.0999	18.2647	25.9785	13.7558	79.0989
	S	103.663	96.610	84.248	113.704	97.397
4	T	21.1294	18.2307	25.8546	13.7142	78.9289
	S	103.518	96.790	84.652	114.049	97.607
5	T	21.0658	18.1766	25.8393	13.7145	78.7962
	S	103.831	97.078	84.702	114.047	97.771
6	T	20.9982	18.1475	25.8059	13.7160	78.6676
	S	104.165	97.234	84.811	114.034	97.931
7	T	21.0925	18.3242	26.0740	13.7047	79.1954
	S	103.699	96.296	83.939	114.128	97.278
8	T		18.3983	26.0288		295.7332
	S		95.908	84.085		26.051
9	T	21.2586	18.2682	25.9067	13.7701	79.2036
	S	102.889	96.591	84.481	113.586	97.268
10	T	21.1611	18.2208	25.6935	13.7154	78.7908
	S	103.363	96.842	85.182	114.039	97.778
11	T	21.3714	18.3342	25.9966	13.7597	79.4619
	S	102.346	96.243	84.189	113.672	96.952
12	T	21.1768	18.2429	25.9369	13.7216	79.0782
	S	103.286	96.725	84.383	113.988	97.423
13	T	21.1176	18.1677	25.8970	13.7132	78.8955
	S	103.576	97.125	84.513	114.057	97.648
14	T	21.1424	18.3117	25.9777	13.7208	79.1526
	S	103.454	96.362	84.251	113.994	97.331
15	T	21.3971	18.3267	26.3364	13.6985	79.7587
	S	102.223	96.283	83.103	114.180	96.591
16	T		18.9502	26.2962		221.6776
	S		93.115	83.230		34.753
17	T	22.3985	18.4157	25.7247	13.9922	80.5311
	S	97.653	95.817	85.079	111.783	95.665
18	T	20.9354	17.9895	25.4632	13.7359	78.1240
	S	104.477	98.088	85.953	113.869	98.612
19	T	20.7916	18.0293	25.8499	13.6894	78.3602
	S	105.200	97.871	84.667	114.256	98.315

Event: NJMP RTI - MX-5 Open Test
Track: New Jersey Motorsports Park
Report: Section Data Report
Session: USF2000 Test Session 3

2.14 mile(s)



USF2000 Championship
October 9, 2020

Section Data for Car 4 - d'Orlando, Michael

Lap	T/SF to I1	I1 to I2	I2 to I3	I3 to SF	Lap	
20	T	21.1066	18.1070	25.6745	13.5873	78.4754
	S	103.630	97.451	85.246	115.114	98.171
21	T	20.8581	18.1112	25.7084	13.7512	78.4289
	S	104.864	97.428	85.133	113.742	98.229
22	T	20.9623	18.0955	25.7452	13.7517	78.5547
	S	104.343	97.513	85.011	113.738	98.072
23	T	20.8982	18.0922	25.6683	13.6829	78.3416
	S	104.663	97.531	85.266	114.310	98.339
24	T	20.9205	18.1595	25.8060	13.6588	78.5448
	S	104.552	97.169	84.811	114.512	98.084

Event: NJMP RTI - MX-5 Open Test
Track: New Jersey Motorsports Park
Report: Section Data Report
Session: USF2000 Test Session 3

2.14 mile(s)



USF2000 Championship
October 9, 2020

Section Data for Car 40 - Miller, Jack William

Lap	T/SF to I1	I1 to I2	I2 to I3	I3 to SF	Lap	
1	T	21.7419	18.8494	26.6482	13.7768	81.0163
	S	100.602	93.613	82.131	113.531	95.092
2	T	21.5148	18.5453	26.0368	13.7985	79.8954
	S	101.664	95.148	84.059	113.352	96.426
3	T	21.0908	18.6220	25.7851	13.7649	79.2628
	S	103.707	94.756	84.880	113.629	97.196
4	T	21.0926	18.5325	25.8815	13.7327	79.2393
	S	103.699	95.214	84.564	113.895	97.224
5	T	21.1959	18.5542	26.0315	13.7514	79.5330
	S	103.193	95.102	84.076	113.740	96.865
6	T	21.0789	18.4443	26.0365	13.7446	79.3043
	S	103.766	95.669	84.060	113.797	97.145
7	T	21.1131	18.4226	25.9699	13.7672	79.2728
	S	103.598	95.782	84.276	113.610	97.183
8	T	21.3077	18.7073	26.0656	13.7192	79.7998
	S	102.652	94.324	83.966	114.007	96.542
9	T	21.1162	18.4410	26.0471	13.8402	79.4445
	S	103.583	95.686	84.026	113.011	96.973
10	T	21.1335	18.4808	28.7359	13.7575	82.1077
	S	103.498	95.480	76.164	113.690	93.828
11	T		18.8781	26.6471		512.6489
	S		93.471	82.134		15.028
12	T	21.3235	18.4412	25.8933	13.7982	79.4562
	S	102.576	95.685	84.525	113.355	96.959
13	T	21.2367	18.2825	25.9578	13.7384	79.2154
	S	102.995	96.516	84.315	113.848	97.254
14	T	21.0588	18.2772	25.9233	13.6850	78.9443
	S	103.865	96.544	84.427	114.292	97.588
15	T	21.0754	18.2554	25.7850	13.7177	78.8335
	S	103.783	96.659	84.880	114.020	97.725
16	T	21.0926	18.2747	25.8487	13.7626	78.9786
	S	103.699	96.557	84.671	113.648	97.545
17	T	22.2781	19.3835	28.8160	13.7489	84.2265
	S	98.180	91.033	75.952	113.761	91.468
18	T		18.8178	26.0614		282.9788
	S		93.770	83.980		27.225
19	T	21.4921	18.3031	26.1763	13.7776	79.7491
	S	101.771	96.407	83.611	113.524	96.603

Event: NJMP RTI - MX-5 Open Test
Track: New Jersey Motorsports Park
Report: Section Data Report
Session: USF2000 Test Session 3

2.14 mile(s)



USF2000 Championship
October 9, 2020

Section Data for Car 40 - Miller, Jack William

Lap	T/SF to I1	I1 to I2	I2 to I3	I3 to SF	Lap	
20	T	21.4328	18.3939	25.9657	13.7499	79.5423
	S	102.053	95.931	84.290	113.753	96.854
21	T	21.2491	18.5593	26.0693	13.7523	79.6300
	S	102.935	95.076	83.955	113.733	96.747

Event: NJMP RTI - MX-5 Open Test
Track: New Jersey Motorsports Park
Report: Section Data Report
Session: USF2000 Test Session 3

2.14 mile(s)



USF2000 Championship
October 9, 2020

Section Data for Car 41 - Vaccaro, Kent (R)

Lap	T/SF to I1	I1 to I2	I2 to I3	I3 to SF	Lap	
1	T	22.1693	19.0683	26.5613	13.9309	81.7298
	S	98.662	92.538	82.399	112.275	94.262
2	T	21.7962	18.5811	26.3083	13.8452	80.5308
	S	100.351	94.965	83.192	112.970	95.665
3	T	21.6435	18.5773	26.3973	13.8745	80.4926
	S	101.059	94.984	82.911	112.731	95.711
4	T	21.6901	18.5713	26.3173	13.9365	80.5152
	S	100.842	95.015	83.163	112.230	95.684
5	T	22.5476	19.0889	27.2002	13.9109	82.7476
	S	97.007	92.438	80.464	112.436	93.102
6	T		19.2387	26.6382		371.6130
	S		91.719	82.162		20.731
7	T	22.0962	18.7064	26.3187	13.8724	80.9937
	S	98.989	94.328	83.159	112.748	95.119
8	T	21.5106	18.4636	26.0729	13.7870	79.8341
	S	101.683	95.569	83.943	113.447	96.500
9	T	22.1692	18.6238	26.1298	13.8370	80.7598
	S	98.663	94.747	83.760	113.037	95.394
10	T	21.6360	18.6061	26.2111	13.8132	80.2664
	S	101.094	94.837	83.500	113.232	95.980
11	T	21.5587	18.6026	29.9178	13.7728	83.8519
	S	101.457	94.855	73.155	113.564	91.876
12	T		19.1871	27.0432		252.2632
	S		91.965	80.931		30.540
13	T	22.4751	19.4543	26.6141	13.8390	82.3825
	S	97.320	90.702	82.236	113.021	93.515
14	T	22.0065	18.6866	26.8577	13.8514	81.4022
	S	99.392	94.428	81.490	112.919	94.641
15	T	21.8568	18.6007	26.3112	13.8360	80.6047
	S	100.073	94.864	83.183	113.045	95.578
16	T	21.7716	18.6025	26.5770	13.8112	80.7623
	S	100.464	94.855	82.351	113.248	95.391
17	T	21.7506	18.7412	26.5567	13.7926	80.8411
	S	100.561	94.153	82.414	113.401	95.298
18	T	22.0307	18.5643	27.0996	13.7619	81.4565
	S	99.283	95.050	80.763	113.654	94.578
19	T	21.8999	18.7436	26.6494	13.8051	81.0980
	S	99.876	94.141	82.127	113.298	94.996

Event: NJMP RTI - MX-5 Open Test
Track: New Jersey Motorsports Park
Report: Section Data Report
Session: USF2000 Test Session 3

2.14 mile(s)



USF2000 Championship
October 9, 2020

Section Data for Car 41 - Vaccaro, Kent (R)

Lap	T/SF to I1	I1 to I2	I2 to I3	I3 to SF	Lap	
20	T	22.3349	19.0451	27.1820	13.8482	82.4102
	S	97.931	92.651	80.518	112.945	93.484
21	T	21.9573	18.4689	26.5323	13.9167	80.8752
	S	99.615	95.541	82.490	112.389	95.258
22	T	21.6657	18.4597		13.8794	
	S	100.956	95.589		112.692	

Event: NJMP RTI - MX-5 Open Test
Track: New Jersey Motorsports Park
Report: Section Data Report
Session: USF2000 Test Session 3

2.14 mile(s)



USF2000 Championship
October 9, 2020

Section Data for Car 44 - Brooks, Christian (R)

Lap	T/SF to I1	I1 to I2	I2 to I3	I3 to SF	Lap	
1	T	22.3127	18.4870	26.0342	16.2111	83.0450
	S	98.028	95.448	84.068	96.483	92.769
2	T	21.1325	18.1666	25.6312	13.6581	78.5884
	S	103.503	97.131	85.390	114.517	98.030
3	T	21.0905	18.1161	25.6331	13.6733	78.5130
	S	103.709	97.402	85.383	114.390	98.124
4	T	20.9610	18.0752	25.4912	13.6757	78.2031
	S	104.350	97.622	85.859	114.370	98.513
5	T	20.9149	18.0586	25.6084	13.6791	78.2610
	S	104.580	97.712	85.466	114.342	98.440
6	T	21.0263	18.0999	25.6057	13.6420	78.3739
	S	104.026	97.489	85.475	114.653	98.298
7	T	21.0508	17.9795	25.6793	13.6278	78.3374
	S	103.904	98.142	85.230	114.772	98.344
8	T	21.0662	18.0692	25.6464	13.6620	78.4438
	S	103.829	97.655	85.339	114.485	98.210
9	T	21.1860	18.0917	25.6578	13.6376	78.5731
	S	103.241	97.533	85.301	114.690	98.049
10	T	21.0962	18.0893	25.8391	13.6299	78.6545
	S	103.681	97.546	84.702	114.754	97.947
11	T	21.1177	18.1655	26.0109	13.5605	78.8546
	S	103.575	97.137	84.143	115.342	97.699
12	T	21.3675	18.3126	26.0147	13.6976	79.3924
	S	102.364	96.357	84.131	114.187	97.037
13	T	21.1584	18.1603	25.8116	13.6757	78.8060
	S	103.376	97.165	84.793	114.370	97.759
14	T	21.2260	18.1683	25.9654	13.6668	79.0265
	S	103.047	97.122	84.290	114.445	97.486
15	T	21.2632	18.2003	25.9427	13.6944	79.1006
	S	102.867	96.951	84.364	114.214	97.395
16	T	21.2709	18.2423	26.0739	13.6907	79.2778
	S	102.829	96.728	83.940	114.245	97.177
17	T	21.3179	18.3125	26.0481	13.6866	79.3651
	S	102.603	96.357	84.023	114.279	97.070
18	T	21.2578	18.2168	25.9395	13.6384	79.0525
	S	102.893	96.864	84.375	114.683	97.454
19	T	21.2837	18.2194	25.9314	13.6690	79.1035
	S	102.768	96.850	84.401	114.426	97.391

Event: NJMP RTI - MX-5 Open Test
Track: New Jersey Motorsports Park
Report: Section Data Report
Session: USF2000 Test Session 3

2.14 mile(s)



USF2000 Championship
October 9, 2020

Section Data for Car 44 - Brooks, Christian (R)

Lap	T/SF to I1	I1 to I2	I2 to I3	I3 to SF	Lap	
20	T	21.3060	18.2436	26.0397	13.6907	79.2800
	S	102.660	96.721	84.050	114.245	97.175
21	T	23.1678	20.8709	27.3049	13.6700	85.0136
	S	94.410	84.546	80.155	114.418	90.621

Event: NJMP RTI - MX-5 Open Test
Track: New Jersey Motorsports Park
Report: Section Data Report
Session: USF2000 Test Session 3

2.14 mile(s)



USF2000 Championship
October 9, 2020

Section Data for Car 5 - Brichacek, Wyatt (R)

Lap	T/SF to I1	I1 to I2	I2 to I3	I3 to SF	Lap	
1	T	22.0952	18.7025	26.7527	13.8074	81.3578
	S	98.993	94.348	81.810	113.279	94.693
2	T	21.7905	18.6737	26.3747	13.7738	80.6127
	S	100.377	94.494	82.982	113.556	95.568
3	T	21.4909	18.5028	26.3128	13.7300	80.0365
	S	101.777	95.366	83.178	113.918	96.256
4	T	21.3178	18.5120	26.4465	13.7810	80.0573
	S	102.603	95.319	82.757	113.496	96.231
5	T	21.5140	18.5267	26.4198	13.7193	80.1798
	S	101.667	95.243	82.841	114.007	96.084
6	T	22.1751	19.1471	26.6181	13.7564	81.6967
	S	98.636	92.157	82.224	113.699	94.300
7	T	21.5978	18.4958	26.5080	13.8011	80.4027
	S	101.273	95.402	82.565	113.331	95.818
8	T	21.7015	19.8058	26.5396	13.8382	81.8851
	S	100.789	89.092	82.467	113.027	94.083
9	T	21.6529	19.3362	27.3094	13.8781	82.1766
	S	101.015	91.256	80.142	112.702	93.749
10	T		20.0840	28.9578		370.7063
	S		87.858	75.580		20.782
11	T	21.6586	18.4392	26.0251	13.8877	80.0106
	S	100.989	95.695	84.097	112.624	96.287
12	T	21.1531	18.2213	25.6649	13.7638	78.8031
	S	103.402	96.840	85.277	113.638	97.763
13	T	21.1226	18.1347	25.5874	13.7735	78.6182
	S	103.551	97.302	85.536	113.558	97.993
14	T	23.6989	18.5871	26.4723	13.7210	82.4793
	S	92.294	94.934	82.676	113.992	93.405
15	T	21.0594	18.1502	25.5279	13.7410	78.4785
	S	103.862	97.219	85.735	113.827	98.167
16	T	21.6634	18.4849	26.9754	13.6989	80.8226
	S	100.966	95.459	81.135	114.176	95.320
17	T	21.1432	18.3065	25.7460	13.7859	78.9816
	S	103.450	96.389	85.009	113.456	97.542
18	T	21.6155	18.3236	25.8747	13.6882	79.5020
	S	101.190	96.299	84.586	114.266	96.903
19	T	20.9904	18.1334	26.0752	13.7121	78.9111
	S	104.203	97.309	83.936	114.066	97.629

Event: NJMP RTI - MX-5 Open Test
Track: New Jersey Motorsports Park
Report: Section Data Report
Session: USF2000 Test Session 3

2.14 mile(s)



USF2000 Championship
October 9, 2020

Section Data for Car 5 - Brichacek, Wyatt (R)

Lap	T/SF to I1	I1 to I2	I2 to I3	I3 to SF	Lap	
20	T	21.0714	18.2941	25.8992	13.7470	79.0117
	S	103.803	96.454	84.506	113.777	97.505
21	T	21.9001	18.3457	25.8355	13.7145	79.7958
	S	99.875	96.183	84.714	114.047	96.546
22	T	21.1582	18.2745	26.1995	13.7348	79.3670
	S	103.377	96.558	83.537	113.878	97.068
23	T	21.7443	19.8727	26.7689	13.7611	82.1470
	S	100.591	88.792	81.760	113.660	93.783

Event: NJMP RTI - MX-5 Open Test
Track: New Jersey Motorsports Park
Report: Section Data Report
Session: USF2000 Test Session 3

2.14 mile(s)



USF2000 Championship
October 9, 2020

Section Data for Car 6 - Rasmussen, Christian

Lap	T/SF to I1	I1 to I2	I2 to I3	I3 to SF	Lap	
1	T	21.9011	18.9670	26.5162	13.7275	81.1118
	S	99.870	93.032	82.540	113.939	94.980
2	T	21.2911	18.5015	26.2324	13.7037	79.7287
	S	102.732	95.373	83.433	114.136	96.628
3	T	21.2572	18.5253	26.1518	13.7812	79.7155
	S	102.896	95.251	83.690	113.495	96.644
4	T	21.2112	18.4169	26.2722	13.7219	79.6222
	S	103.119	95.811	83.306	113.985	96.757
5	T	21.1668	18.2354	26.0842	13.6959	79.1823
	S	103.335	96.765	83.907	114.201	97.294
6	T	21.0973	18.2766	26.0644	13.7030	79.1413
	S	103.675	96.547	83.970	114.142	97.345
7	T	21.3337	18.3330	26.3214	13.7622	79.7503
	S	102.527	96.250	83.150	113.651	96.602
8	T		18.6250	26.2831		308.7752
	S		94.741	83.272		24.950
9	T	21.3028	18.4162	26.1255	13.8094	79.6539
	S	102.675	95.815	83.774	113.263	96.718
10	T	21.2210	18.3394	26.2165	13.7113	79.4882
	S	103.071	96.216	83.483	114.073	96.920
11	T	21.3646	18.4461	26.6661	13.7296	80.2064
	S	102.378	95.660	82.076	113.921	96.052
12	T	21.4763	18.3832	26.4999	13.7186	80.0780
	S	101.846	95.987	82.590	114.012	96.206
13	T		20.0368	26.7252		245.0397
	S		88.065	81.894		31.440
14	T	21.1460	18.1746	25.6036	13.7209	78.6451
	S	103.437	97.089	85.482	113.993	97.959
15	T	20.9583	18.0970	25.5089	13.6518	78.2160
	S	104.363	97.505	85.799	114.570	98.496
16	T	20.7523	17.9870	25.4741	13.6860	77.8994
	S	105.399	98.101	85.916	114.284	98.897
17	T	20.6472	18.0961	25.3723	13.6570	77.7726
	S	105.936	97.510	86.261	114.527	99.058
18	T	21.1184	17.9752	25.6272	13.6685	78.3893
	S	103.572	98.166	85.403	114.430	98.279
19	T	21.8013	18.1781	25.6220	13.6344	79.2358
	S	100.328	97.070	85.420	114.717	97.229

Event: NJMP RTI - MX-5 Open Test
Track: New Jersey Motorsports Park
Report: Section Data Report
Session: USF2000 Test Session 3

2.14 mile(s)



USF2000 Championship
October 9, 2020

Section Data for Car 6 - Rasmussen, Christian

Lap	T/SF to I1	I1 to I2	I2 to I3	I3 to SF	Lap	
20	T	20.8855	18.0398	25.5207	13.6277	78.0737
	S	104.727	97.814	85.759	114.773	98.676
21	T	20.6908	18.0394	25.6325	13.6277	77.9904
	S	105.712	97.816	85.385	114.773	98.781
22	T	20.7768	18.0318	25.7324	13.6010	78.1420
	S	105.275	97.857	85.054	114.998	98.590
23	T	21.0994	17.9816	25.6407	13.7179	78.4396
	S	103.665	98.131	85.358	114.018	98.216
24	T	20.7471	18.0486	25.9589	13.6685	78.4231
	S	105.425	97.766	84.312	114.430	98.236
25	T	20.7607	18.0704	26.1860	13.6801	78.6972
	S	105.356	97.648	83.580	114.333	97.894

Event: NJMP RTI - MX-5 Open Test
 Track: New Jersey Motorsports Park
 Report: Section Data Report
 Session: USF2000 Test Session 3

2.14 mile(s)



USF2000 Championship
 October 9, 2020

Section Data for Car 7 - Bogle, Christian

Lap	T/SF to I1	I1 to I2	I2 to I3	I3 to SF	Lap	
1	T	21.8765	18.7065	26.4560	13.8581	80.8971
	S	99.983	94.328	82.727	112.865	95.232
2	T	21.5022	18.6850	26.4240	13.8461	80.4573
	S	101.723	94.436	82.828	112.963	95.753
3	T	21.3151	18.5144	26.2721	13.8029	79.9045
	S	102.616	95.307	83.306	113.316	96.415
4	T	21.7236	18.5821	26.5284	13.8468	80.6809
	S	100.686	94.959	82.502	112.957	95.487
5	T	21.5474	18.4991	26.3504	13.7658	80.1627
	S	101.510	95.385	83.059	113.622	96.105
6	T	21.9521	20.3567	27.1913	13.8492	83.3493
	S	99.638	86.681	80.490	112.937	92.430
7	T		18.8108	26.3682		574.8588
	S		93.805	83.003		13.402
8	T	21.5809	18.6627	26.3579	13.9546	80.5561
	S	101.352	94.549	83.035	112.084	95.635
9	T	21.4656	18.5106	26.6783	13.9297	80.5842
	S	101.897	95.326	82.038	112.285	95.602
10	T	21.6350	18.5696	26.4582	13.8508	80.5136
	S	101.099	95.023	82.721	112.924	95.686
11	T	21.5319	18.6286	26.4087	13.8604	80.4296
	S	101.583	94.722	82.876	112.846	95.786
12	T	21.4789	18.5014	26.6866	13.8917	80.5586
	S	101.834	95.374	82.013	112.592	95.632
13	T		19.1876	26.4282		190.3378
	S		91.963	82.814		40.475
14	T	21.3603	18.2901	25.7109	13.7765	79.1378
	S	102.399	96.475	85.125	113.533	97.349
15	T	21.1969	18.3662	25.6834	13.7589	79.0054
	S	103.188	96.076	85.216	113.678	97.512
16	T	21.0528	18.2959	25.6010	13.7744	78.7241
	S	103.895	96.445	85.490	113.551	97.861
17	T	21.1622	18.2141	25.6820	13.7287	78.7870
	S	103.358	96.878	85.221	113.929	97.783
18	T	21.1311	18.3256	25.6500	13.7247	78.8314
	S	103.510	96.289	85.327	113.962	97.728
19	T	21.0687	18.3376	25.7958	13.7483	78.9504
	S	103.816	96.226	84.845	113.766	97.580

Event: NJMP RTI - MX-5 Open Test
Track: New Jersey Motorsports Park
Report: Section Data Report
Session: USF2000 Test Session 3

2.14 mile(s)



USF2000 Championship
October 9, 2020

Section Data for Car 7 - Bogle, Christian

Lap	T/SF to I1	I1 to I2	I2 to I3	I3 to SF	Lap	
20	T	21.2067	18.2833	25.7013	13.7797	78.9710
	S	103.141	96.511	85.157	113.507	97.555
21	T	21.1034	18.2603	28.0137	13.8046	81.1820
	S	103.646	96.633	78.127	113.302	94.898

Event: NJMP RTI - MX-5 Open Test
Track: New Jersey Motorsports Park
Report: Section Data Report
Session: USF2000 Test Session 3

2.14 mile(s)



USF2000 Championship
October 9, 2020

Section Data for Car 8 - Dupell, Kyle

Lap	T/SF to I1	I1 to I2	I2 to I3	I3 to SF	Lap	
1	T	21.9209	18.6958	26.1477	13.7813	80.5457
	S	99.780	94.382	83.703	113.494	95.648
2	T	21.3413	18.4858	26.0002	13.7304	79.5577
	S	102.490	95.454	84.178	113.914	96.835
3	T	21.2061	18.3150	25.9059	13.7456	79.1726
	S	103.144	96.344	84.484	113.788	97.306
4	T	21.0578	18.2685	26.1986	13.6594	79.1843
	S	103.870	96.590	83.540	114.507	97.292
5	T	21.1851	18.3187	26.1869	13.7077	79.3984
	S	103.246	96.325	83.578	114.103	97.030
6	T	21.1749	18.2217	26.0781	13.7319	79.2066
	S	103.296	96.838	83.926	113.902	97.265
7	T	21.2043	18.2150	26.0396	13.7297	79.1886
	S	103.152	96.873	84.050	113.920	97.287
8	T	21.1649	18.2319	26.1291	13.6899	79.2158
	S	103.344	96.783	83.762	114.251	97.253
9	T	21.3059	18.2175	26.3734	13.7077	79.6045
	S	102.660	96.860	82.987	114.103	96.778
10	T	21.7808	18.3956	26.1834	13.7339	80.0937
	S	100.422	95.922	83.589	113.885	96.187
11	T	21.3910	18.3483	26.4941	13.7313	79.9647
	S	102.252	96.169	82.608	113.907	96.343
12	T	21.3955	18.2195	26.2967	13.7661	79.6778
	S	102.231	96.849	83.229	113.619	96.689
13	T	21.3760	18.2780	26.2526	13.7453	79.6519
	S	102.324	96.539	83.368	113.791	96.721
14	T	21.6618	18.3817	26.1314	13.7776	79.9525
	S	100.974	95.995	83.755	113.524	96.357
15	T	21.2771	18.2906	26.2850	13.7901	79.6428
	S	102.799	96.473	83.266	113.421	96.732
16	T	21.4089	18.2860	26.3146	13.7552	79.7647
	S	102.167	96.497	83.172	113.709	96.584
17	T	21.5433	18.3971	26.4373	13.7664	80.1441
	S	101.529	95.914	82.786	113.617	96.127
18	T	21.6702	18.3666	26.5277	13.7770	80.3415
	S	100.935	96.074	82.504	113.529	95.891
19	T	21.4909	18.3968	26.3355	13.7097	79.9329
	S	101.777	95.916	83.106	114.086	96.381

Event: NJMP RTI - MX-5 Open Test
Track: New Jersey Motorsports Park
Report: Section Data Report
Session: USF2000 Test Session 3

2.14 mile(s)

USF2000 Championship
October 9, 2020



Section Data for Car 8 - Dupell, Kyle

Lap	T/SF to I1	I1 to I2	I2 to I3	I3 to SF	Lap	
20	T	21.5075	18.3924	26.4823	13.7138	80.0960
	S	101.698	95.939	82.645	114.052	96.185
21	T	21.8004	18.4614	26.8182	13.7470	80.8270
	S	100.332	95.580	81.610	113.777	95.315

Event: NJMP RTI - MX-5 Open Test
Track: New Jersey Motorsports Park
Report: Section Data Report
Session: USF2000 Test Session 3

2.14 mile(s)



USF2000 Championship
October 9, 2020

Section Data for Car 9 - Siegel, Nolan

Lap	T/SF to I1	I1 to I2	I2 to I3	I3 to SF	Lap	
1	T	22.1183	18.7230	26.5742	13.7503	81.1658
	S	98.890	94.245	82.359	113.750	94.917
2	T	21.3210	19.4672	26.5635	13.8210	81.1727
	S	102.588	90.642	82.393	113.168	94.909
3	T	21.0966	18.5123	26.3755	13.7075	79.6919
	S	103.679	95.317	82.980	114.105	96.672
4	T	21.1167	18.4022	26.2814	13.7070	79.5073
	S	103.580	95.888	83.277	114.109	96.897
5	T	21.1557	18.3230	26.4080	13.6800	79.5667
	S	103.389	96.302	82.878	114.334	96.824
6	T	21.0621	18.3472	26.0054	13.6963	79.1110
	S	103.849	96.175	84.161	114.198	97.382
7	T	21.0942	18.3878	26.1721	13.7159	79.3700
	S	103.691	95.963	83.625	114.035	97.064
8	T	21.0281	18.1920	26.0984	13.6948	79.0133
	S	104.017	96.996	83.861	114.211	97.503
9	T	21.0544	18.1554	26.0043	13.7129	78.9270
	S	103.887	97.191	84.164	114.060	97.609
10	T	21.0199	18.5071	26.7739	13.7066	80.0075
	S	104.057	95.344	81.745	114.112	96.291
11	T	21.2415	18.3251	26.1795	13.5995	79.3456
	S	102.972	96.291	83.601	115.011	97.094
12	T	21.0245	18.1852	26.2712	13.7627	79.2436
	S	104.034	97.032	83.309	113.647	97.219
13	T	21.0700	18.1966	26.2099	13.7378	79.2143
	S	103.810	96.971	83.504	113.853	97.255
14	T	21.3124	18.4180	26.5226	13.6758	79.9288
	S	102.629	95.805	82.520	114.369	96.386
15	T		19.1825	26.3728		185.0899
	S		91.987	82.988		41.623
16	T	21.0047	18.0160	25.4645	13.6540	78.1392
	S	104.133	97.943	85.949	114.552	98.593
17	T	20.7572	17.9907	25.7654	13.6865	78.1998
	S	105.374	98.081	84.945	114.280	98.517
18	T	21.3372	18.6126	26.3105	13.6039	79.8642
	S	102.510	94.804	83.185	114.974	96.464
19	T	20.7008	17.9765	25.5162	13.6683	77.8618
	S	105.661	98.158	85.774	114.432	98.945

Event: NJMP RTI - MX-5 Open Test
Track: New Jersey Motorsports Park
Report: Section Data Report
Session: USF2000 Test Session 3

2.14 mile(s)

USF2000 Championship
October 9, 2020



Section Data for Car 9 - Siegel, Nolan

Lap	T/SF to I1	I1 to I2	I2 to I3	I3 to SF	Lap	
20	T	20.7388	17.9249	25.9678	13.6850	78.3165
	S	105.468	98.441	84.283	114.292	98.370

Event: NJMP RTI - MX-5 Open Test
Track: New Jersey Motorsports Park
Report: Section Data Report
Session: USF2000 Test Session 3

2.14 mile(s)








USF2000 Championship
October 9, 2020

Section Data for Car

Report Support Information

Section Legend	
Name	Length
SF to I1	0.607576 miles
I1 to I2	0.490152 miles
I2 to I3	0.607955 miles
I3 to SF	0.434470 miles
Lap	2.140000 miles
SFP to I1	0.607576 miles
I3 to SFP	0.434470 miles

Color Legend	
	Fastest Lap
	Section Under Caution
	Section Under Green
	Section Time Data
	Section Speed Data

