

**Event:** Chris Griffis Memorial OT - USF2000  
**Track:** Indianapolis Motor Speedway RC  
**Report:** Section Data Report  
**Session:** Test Session 4

2.439 mile(s)   


USF2000

October 21, 2017

**Section Data for Car 20 - Tetliz, Aaron**

Lap	T/SF to I3A	I3A to I6	I6 to SF	Lap	
1	T	21.1577	39.2525	27.8881	88.2983
	S	104.733	98.453	96.815	99.440
2	T	20.9100	39.1143	27.8639	87.8882
	S	105.974	98.801	96.900	99.904
3	T	20.9012	38.8444	27.5619	87.3075
	S	106.018	99.488	97.961	100.569
4	T	24.6527	39.0986	27.5436	91.2949
	S	89.885	98.841	98.026	96.176
5	T	20.8079	38.9017	27.5124	87.2220
	S	106.494	99.341	98.138	100.667
6	T	20.7619	38.7468	27.4158	86.9245
	S	106.730	99.738	98.483	101.012
7	T	20.8188	38.6693	27.4010	86.8891
	S	106.438	99.938	98.537	101.053
8	T	20.7994	38.5986	27.3982	86.7962
	S	106.537	100.121	98.547	101.161
9	T	20.8487	38.4484	27.4286	86.7257
	S	106.285	100.513	98.437	101.243
10	T	20.8657	38.6972	27.7066	87.2695
	S	106.199	99.866	97.450	100.612
11	T		38.9623		456.5297
	S		99.187		19.233
12	T	20.8491	38.8094	27.4184	87.0769
	S	106.283	99.578	98.474	100.835
13	T	20.8632	38.5560	27.3627	86.7819
	S	106.211	100.232	98.674	101.178
14	T	20.7740	38.4424	27.2185	86.4349
	S	106.667	100.528	99.197	101.584
15	T	20.7517	38.8838	27.3876	87.0231
	S	106.782	99.387	98.585	100.897
16	T	20.7773	38.6833	27.3906	86.8512
	S	106.650	99.902	98.574	101.097
17	T	20.7664	38.7610	27.3867	86.9141
	S	106.706	99.702	98.588	101.024
18	T	20.8632	39.3336	27.4598	87.6566
	S	106.211	98.250	98.326	100.168
19	T	21.7828	39.0652	27.5335	88.3815
	S	101.727	98.926	98.062	99.347

**Event:** Chris Griffis Memorial OT - USF2000

**Track:** Indianapolis Motor Speedway RC

2.439 mile(s)



**Report:** Section Data Report

USF2000

**Session:** Test Session 4

October 21, 2017

**Section Data for Car 20 - Tetliz, Aaron**

Lap	T/SF to I3A	I3A to I6	I6 to SF	Lap	
20	T	20.7568	38.5575	27.3673	86.6816
	S	106.756	100.228	98.658	101.295
21	T	20.9936	38.5258	27.4097	86.9291
	S	105.552	100.311	98.505	101.006

**Event:** Chris Griffis Memorial OT - USF2000  
**Track:** Indianapolis Motor Speedway RC  
**Report:** Section Data Report  
**Session:** Test Session 4

2.439 mile(s)   


**USF2000**  
**October 21, 2017**

**Section Data for Car 21 - McElrea, Hunter (R)**

Lap	T/SF to I3A	I3A to I6	I6 to SF	Lap	
1	T	22.2491	44.0713	29.4027	95.7231
	S	99.595	87.688	91.828	91.727
2	T	22.1577	42.3413	28.9143	93.4133
	S	100.006	91.271	93.379	93.995
3	T		40.2662		293.8606
	S		95.975		29.879
4	T	21.0788	38.8581	29.3520	89.2889
	S	105.125	99.453	91.987	98.337
5	T	20.7367	38.8596	27.5693	87.1656
	S	106.859	99.449	97.935	100.732
6	T	20.7588	38.7370	27.1476	86.6434
	S	106.746	99.764	99.456	101.340
7	T	20.7924	38.8939	27.3314	87.0177
	S	106.573	99.361	98.787	100.904
8	T	20.6651	38.7454	27.3641	86.7746
	S	107.230	99.742	98.669	101.186
9	T	20.6432	38.7275	27.2747	86.6454
	S	107.343	99.788	98.993	101.337
10	T	24.1480	39.1922	27.5161	90.8563
	S	91.764	98.605	98.124	96.641
11	T	20.7858	38.8838	28.4018	88.0714
	S	106.607	99.387	95.064	99.696
12	T	20.7509	38.6801	27.3530	86.7840
	S	106.786	99.910	98.709	101.175
13	T	20.9111	38.8680	27.2904	87.0695
	S	105.968	99.427	98.936	100.844
14	T		38.9248		248.6802
	S		99.282		35.308
15	T	20.6747	38.9939	27.2041	86.8727
	S	107.180	99.106	99.250	101.072
16	T	20.7179	38.8007	27.3242	86.8428
	S	106.956	99.600	98.814	101.107
17	T	20.7044	38.7771	27.4161	86.8976
	S	107.026	99.661	98.482	101.043
18	T	20.6986	38.6614	27.2449	86.6049
	S	107.056	99.959	99.101	101.385
19	T	20.6207	38.5306	27.3591	86.5104
	S	107.460	100.298	98.687	101.495

**Event:** Chris Griffis Memorial OT - USF2000

**Track:** Indianapolis Motor Speedway RC

2.439 mile(s)



**Report:** Section Data Report

USF2000

**Session:** Test Session 4

October 21, 2017

**Section Data for Car 21 - McElrea, Hunter (R)**

Lap	T/SF to I3A	I3A to I6	I6 to SF	Lap	
20	T	20.7052	41.2149	27.2689	89.1890
	S	107.022	93.766	99.014	98.447
21	T	20.7136	38.8675	27.2689	86.8500
	S	106.978	99.429	99.014	101.098

Event: Chris Griffis Memorial OT - USF2000

Track: Indianapolis Motor Speedway RC

2.439 mile(s)



Report: Section Data Report

USF2000

Session: Test Session 4

October 21, 2017

Section Data for Car 22 - Gutierrez, Andres (R)

Lap	T/SF to I3A	I3A to I6	I6 to SF	Lap	
1	T	21.1536	38.9256	27.7709	87.8501
	S	104.753	99.280	97.224	99.948
2	T	20.8584	38.6209	27.5075	86.9868
	S	106.236	100.064	98.155	100.939
3	T	21.4393	41.3867	27.5433	90.3693
	S	103.357	93.377	98.027	97.161
4	T		39.2051		252.8559
	S		98.573		34.725
5	T	20.6086	38.4122	27.1479	86.1687
	S	107.524	100.607	99.455	101.898
6	T	20.5969	38.3034	27.2881	86.1884
	S	107.585	100.893	98.944	101.874
7	T	20.6842	40.2644	27.1999	88.1485
	S	107.131	95.979	99.265	99.609
8	T	20.8032	38.4088	29.5994	88.8114
	S	106.518	100.616	91.218	98.866
9	T	20.5463	38.5284	27.2812	86.3559
	S	107.850	100.304	98.969	101.677
10	T	20.7156	38.4853	27.4119	86.6128
	S	106.968	100.416	98.497	101.375
11	T	27.6948	43.1299	27.2795	98.1042
	S	80.012	89.602	98.975	89.501
12	T	20.6564	38.3988	27.3254	86.3806
	S	107.275	100.642	98.809	101.648
13	T	28.4751	40.9619	27.1575	96.5945
	S	77.819	94.345	99.420	90.900
14	T		42.2662		312.8088
	S		91.433		28.070
15	T	20.6443	39.6967	27.2906	87.6316
	S	107.338	97.352	98.935	100.197
16	T	20.5857	38.5851	27.3827	86.5535
	S	107.643	100.156	98.602	101.445
17	T	20.7531	38.3689	27.2367	86.3587
	S	106.775	100.721	99.131	101.674
18	T	20.6977	39.5532	27.2217	87.4726
	S	107.061	97.705	99.186	100.379
19	T	20.5830	38.6950	27.2561	86.5341
	S	107.657	99.872	99.060	101.468

**Event:** Chris Griffis Memorial OT - USF2000

**Track:** Indianapolis Motor Speedway RC

2.439 mile(s)



**Report:** Section Data Report

USF2000

**Session:** Test Session 4

October 21, 2017

**Section Data for Car 22 - Gutierrez, Andres (R)**

Lap	T/SF to I3A	I3A to I6	I6 to SF	Lap	
20	T	20.6553	41.8303	27.2933	89.7789
	S	107.280	92.386	98.925	97.800
21	T	21.1734	38.7071	29.7802	89.6607
	S	104.655	99.841	90.664	97.929
22	T	20.7412	38.4997	27.3512	86.5921
	S	106.836	100.379	98.716	101.400

Event: Chris Griffis Memorial OT - USF2000

Track: Indianapolis Motor Speedway RC

2.439 mile(s)



Report: Section Data Report

USF2000

Session: Test Session 4

October 21, 2017

Section Data for Car 23 - Kohl, Lucas

Lap	T/SF to I3A	I3A to I6	I6 to SF	Lap	
1	T	21.8165	43.4822	29.5506	94.8493
	S	101.570	88.876	91.369	92.572
2	T	21.9809	41.3711	30.2321	93.5841
	S	100.811	93.412	89.309	93.824
3	T	22.0259	42.7028	31.2539	95.9826
	S	100.605	90.499	86.389	91.479
4	T		40.8895		192.8125
	S		94.512		45.539
5	T	20.8420	38.9152	27.5251	87.2823
	S	106.319	99.307	98.092	100.598
6	T	22.4243	39.1756	27.3492	88.9491
	S	98.817	98.647	98.723	98.713
7	T	20.7201	38.7744	27.3920	86.8865
	S	106.945	99.667	98.569	101.056
8	T	20.6748	38.7600	27.3972	86.8320
	S	107.179	99.704	98.550	101.119
9	T	20.8969	39.0085	27.2835	87.1889
	S	106.040	99.069	98.961	100.705
10	T	24.4677	41.1055	27.3115	92.8847
	S	90.565	94.015	98.859	94.530
11	T	20.7120	38.8338	27.3334	86.8792
	S	106.987	99.515	98.780	101.064
12	T	20.6799	38.6204	27.3288	86.6291
	S	107.153	100.065	98.797	101.356
13	T	20.6240	38.8233	27.3800	86.8273
	S	107.443	99.542	98.612	101.125
14	T	20.7365	38.8512	27.5578	87.1455
	S	106.860	99.470	97.976	100.756
15	T		45.4609		301.4454
	S		85.008		29.128
16	T	20.7370	39.0431	27.4899	87.2700
	S	106.858	98.982	98.218	100.612
17	T	20.7363	39.1064	27.3442	87.1869
	S	106.861	98.821	98.741	100.708
18	T	23.6422	39.0810	27.3931	90.1163
	S	93.727	98.886	98.565	97.434
19	T	20.7571	38.7111	27.3309	86.7991
	S	106.754	99.830	98.789	101.158

**Event:** Chris Griffis Memorial OT - USF2000

**Track:** Indianapolis Motor Speedway RC

**Report:** Section Data Report

**Session:** Test Session 4

2.439 mile(s)



USF2000

October 21, 2017

**Section Data for Car 23 - Kohl, Lucas**

Lap	T/SF to I3A	I3A to I6	I6 to SF	Lap	
20	T	20.6957	38.7614	27.5044	86.9615
	S	107.071	99.701	98.166	100.969
21	T	20.6819	38.8209	27.3263	86.8291
	S	107.142	99.548	98.806	101.123
22	T	20.7305	38.7688	27.4353	86.9346
	S	106.891	99.682	98.413	101.000
23	T	20.7874	38.8879	27.3154	86.9907
	S	106.599	99.377	98.845	100.935



**Event:** Chris Griffis Memorial OT - USF2000  
**Track:** Indianapolis Motor Speedway RC  
**Report:** Section Data Report  
**Session:** Test Session 4

2.439 mile(s) 

**USF2000**  
**October 21, 2017**

**Section Data for Car 24 - Edenholm, Zoey (R)**

Lap	T/SF to I3A	I3A to I6	I6 to SF	Lap	
1	T	22.5662	44.4820	30.0751	97.1233
	S	98.196	86.879	89.775	90.405
2	T	22.8253	41.8819	28.9886	93.6958
	S	97.081	92.272	93.140	93.712
3	T	21.5975	41.0700	28.3178	90.9853
	S	102.600	94.097	95.346	96.504
4	T	22.9490	40.9945	28.2533	92.1968
	S	96.558	94.270	95.564	95.235
5	T	21.2392	41.3714	28.7469	91.3575
	S	104.331	93.411	93.923	96.110
6	T	21.6348	41.0689	28.3592	91.0629
	S	102.423	94.099	95.207	96.421
7	T	21.2278	40.6216	28.1662	90.0156
	S	104.387	95.135	95.860	97.543
8	T	21.5658	41.1313	28.4278	91.1249
	S	102.751	93.956	94.977	96.356
9	T	21.6530	41.7636	28.4088	91.8254
	S	102.337	92.534	95.041	95.621
10	T		40.7297		529.7514
	S		94.883		16.575
11	T	21.3642	41.5450	27.9113	90.8205
	S	103.721	93.021	96.735	96.679
12	T	21.2743	41.5603	28.0482	90.8828
	S	104.159	92.986	96.263	96.612
13	T	21.4375	41.6761	28.1308	91.2444
	S	103.366	92.728	95.980	96.229
14	T	21.3961	42.2629	28.0880	91.7470
	S	103.566	91.441	96.126	95.702
15	T	21.5925	42.1428	28.3259	92.0612
	S	102.624	91.701	95.319	95.376
16	T	21.6956	41.0846	28.2859	91.0661
	S	102.136	94.063	95.454	96.418
17	T	21.4139	40.4141	28.4661	90.2941
	S	103.480	95.624	94.850	97.242
18	T	21.5547	41.4480	28.0015	91.0042
	S	102.804	93.238	96.423	96.483

Event: Chris Griffis Memorial OT - USF2000

Track: Indianapolis Motor Speedway RC

2.439 mile(s)



Report: Section Data Report

USF2000

Session: Test Session 4

October 21, 2017

Section Data for Car 25 - Finlayson, Elliott (R)

Lap	T/SF to I3A	I3A to I6	I6 to SF	Lap	
1	T	21.2263	39.6722	27.8551	88.7536
	S	104.395	97.412	96.930	98.930
2	T	21.0882	40.1230	27.6103	88.8215
	S	105.078	96.317	97.790	98.854
3	T	21.0055	39.2506	27.6692	87.9253
	S	105.492	98.458	97.581	99.862
4	T	22.0660	41.1231	27.7296	90.9187
	S	100.422	93.975	97.369	96.574
5	T		39.4409		549.4963
	S		97.983		15.979
6	T	20.9907	38.9909	27.6571	87.6387
	S	105.566	99.114	97.624	100.189
7	T	21.2538	39.2791	27.3813	87.9142
	S	104.259	98.387	98.607	99.875
8	T	20.8974	39.0932	27.6550	87.6456
	S	106.038	98.855	97.632	100.181
9	T	20.9598	39.1950	27.4970	87.6518
	S	105.722	98.598	98.193	100.174
10	T	21.2715	39.3332	30.3433	90.9480
	S	104.173	98.251	88.982	96.543
11	T	20.9355	39.0344	27.5072	87.4771
	S	105.845	99.004	98.156	100.374
12	T	20.8531	39.1912	27.4139	87.4582
	S	106.263	98.607	98.490	100.395
13	T	20.9815	39.5707	27.4822	88.0344
	S	105.613	97.662	98.245	99.738
14	T	21.0212	39.8486	27.5442	88.4140
	S	105.413	96.981	98.024	99.310
15	T	21.0215	39.4913	27.5314	88.0442
	S	105.412	97.858	98.070	99.727
16	T	20.8402	39.0235	27.4590	87.3227
	S	106.329	99.031	98.328	100.551
17	T	21.2680	38.9947	27.4223	87.6850
	S	104.190	99.104	98.460	100.136
18	T	20.8723	39.0557	27.4259	87.3539
	S	106.165	98.950	98.447	100.515
19	T	20.8801	39.1276	27.4825	87.4902
	S	106.125	98.768	98.244	100.359

**Event:** Chris Griffis Memorial OT - USF2000  
**Track:** Indianapolis Motor Speedway RC  
**Report:** Section Data Report  
**Session:** Test Session 4

2.439 mile(s)   


USF2000

October 21, 2017

**Section Data for Car 27 - O'Keeffe, Callan (R)**

Lap	T/SF to I3A	I3A to I6	I6 to SF	Lap	
1	T	20.8448	38.7925	27.4201	87.0574
	S	106.305	99.621	98.468	100.858
2	T	20.7438	38.5803	27.2566	86.5807
	S	106.823	100.169	99.059	101.413
3	T	20.7360	41.5928	27.2145	89.5433
	S	106.863	92.914	99.212	98.058
4	T	21.9871	39.5495	28.3031	89.8397
	S	100.782	97.714	95.396	97.734
5	T	24.2268	39.1501	27.4016	90.7785
	S	91.465	98.711	98.534	96.723
6	T	21.3324	38.7745	27.2649	87.3718
	S	103.875	99.667	99.028	100.495
7	T	20.7965	38.6186	27.3006	86.7157
	S	106.552	100.070	98.899	101.255
8	T		42.9239		403.2672
	S		90.032		21.773
9	T	22.7388	40.0311	28.6869	91.4568
	S	97.451	96.539	94.120	96.006
10	T	20.6139	38.4288	27.1969	86.2396
	S	107.496	100.564	99.276	101.814
11	T	20.7802	38.2912	27.1048	86.1762
	S	106.636	100.925	99.613	101.889
12	T	20.6984	38.3056	27.3895	86.3935
	S	107.057	100.887	98.578	101.633
13	T	20.7744	39.6224	27.1248	87.5216
	S	106.665	97.534	99.540	100.323
14	T		40.5100		313.7899
	S		95.397		27.982
15	T	20.6898	38.5448	27.1430	86.3776
	S	107.102	100.261	99.473	101.651
16	T	20.5843	38.5130	27.1686	86.2659
	S	107.650	100.344	99.379	101.783
17	T	20.7836	38.5252	27.2611	86.5699
	S	106.618	100.312	99.042	101.426
18	T	20.6208	38.6091	27.1496	86.3795
	S	107.460	100.094	99.449	101.649
19	T	20.6666	38.5900	27.3764	86.6330
	S	107.222	100.144	98.625	101.352

**Event:** Chris Griffis Memorial OT - USF2000

**Track:** Indianapolis Motor Speedway RC

2.439 mile(s)



**Report:** Section Data Report

USF2000

**Session:** Test Session 4

October 21, 2017

**Section Data for Car 27 - O'Keeffe, Callan (R)**

Lap	T/SF to I3A	I3A to I6	I6 to SF	Lap	
20	T	20.7480	38.7279	27.3494	86.8253
	S	106.801	99.787	98.722	101.127

Event: Chris Griffis Memorial OT - USF2000

Track: Indianapolis Motor Speedway RC

2.439 mile(s)



Report: Section Data Report

USF2000

Session: Test Session 4

October 21, 2017

Section Data for Car 31 - Lindh, Rasmus (R)

Lap	T/SF to I3A	I3A to I6	I6 to SF	Lap	
1	T	21.0874	47.5454	27.6205	96.2533
	S	105.082	81.281	97.753	91.222
2	T	20.9844	39.2977	27.5869	87.8690
	S	105.598	98.340	97.873	99.926
3	T	20.8385	38.8933	27.3086	87.0404
	S	106.337	99.363	98.870	100.877
4	T		50.5113		255.1087
	S		76.509		34.418
5	T	27.3740	49.5141	33.0777	109.9658
	S	80.949	78.049	81.626	79.847
6	T	20.7653	38.5900	27.5413	86.8966
	S	106.712	100.144	98.035	101.044
7	T	20.7764	39.0538	27.2750	87.1052
	S	106.655	98.954	98.992	100.802
8	T	20.7199	38.9694	27.3352	87.0245
	S	106.946	99.169	98.774	100.896
9	T	20.7025	38.6873	27.2555	86.6453
	S	107.036	99.892	99.063	101.337
10	T	20.6330	38.8763	27.2238	86.7331
	S	107.396	99.406	99.178	101.235
11	T	20.6987	38.5516	27.2073	86.4576
	S	107.055	100.243	99.238	101.557
12	T	20.8200	38.9131	27.6423	87.3754
	S	106.432	99.312	97.676	100.491
13	T		48.4535		537.3367
	S		79.758		16.341
14	T	24.6424	39.3855	31.0010	95.0289
	S	89.923	98.121	87.094	92.397
15	T	20.7877	38.7279	27.4276	86.9432
	S	106.597	99.787	98.441	100.990
16	T	20.6635	42.5444	27.3269	90.5348
	S	107.238	90.836	98.804	96.984
17	T	20.6973	38.4472	28.4378	87.5823
	S	107.063	100.516	94.944	100.253
18	T	20.6481	38.5018	27.1694	86.3193
	S	107.318	100.373	99.377	101.720
19	T	20.6115	38.4445	27.3288	86.3848
	S	107.508	100.523	98.797	101.643

**Event:** Chris Griffis Memorial OT - USF2000

**Track:** Indianapolis Motor Speedway RC

2.439 mile(s)



**Report:** Section Data Report

USF2000

**Session:** Test Session 4

October 21, 2017

**Section Data for Car 31 - Lindh, Rasmus (R)**

Lap	T/SF to I3A	I3A to I6	I6 to SF	Lap	
20	T	20.5999	38.5276	27.2688	86.3963
	S	107.569	100.306	99.014	101.629

Event: Chris Griffis Memorial OT - USF2000

Track: Indianapolis Motor Speedway RC

2.439 mile(s)



Report: Section Data Report

USF2000

Session: Test Session 4

October 21, 2017

Section Data for Car 32 - Conwright, Jaden (R)

Lap	T/SF to I3A	I3A to I6	I6 to SF	Lap	
1	T	21.3446	39.4978	27.6843	88.5267
	S	103.816	97.842	97.528	99.184
2	T	20.9231	39.2346	27.5197	87.6774
	S	105.907	98.498	98.112	100.144
3	T	20.9533	38.8836	27.2568	87.0937
	S	105.755	99.388	99.058	100.816
4	T	20.9062	39.2832	27.3995	87.5889
	S	105.993	98.377	98.542	100.246
5	T	20.8881	38.6908	27.8056	87.3845
	S	106.085	99.883	97.103	100.480
6	T	21.1397	39.4771	28.1570	88.7738
	S	104.822	97.893	95.891	98.908
7	T	21.3471	38.8448	27.5613	87.7532
	S	103.804	99.487	97.963	100.058
8	T	20.8102	38.6769	27.3424	86.8295
	S	106.482	99.919	98.748	101.122
9	T	20.8461	38.7495	27.4834	87.0790
	S	106.298	99.731	98.241	100.833
10	T	20.8792	38.8089	27.4465	87.1346
	S	106.130	99.579	98.373	100.768
11	T	20.7665	38.7073	27.5396	87.0134
	S	106.706	99.840	98.041	100.909
12	T	20.7563	41.8276	27.4372	90.0211
	S	106.758	92.392	98.407	97.537
13	T	20.9510	38.9774	27.6434	87.5718
	S	105.766	99.148	97.673	100.265
14	T		51.8218		445.0379
	S		74.574		19.730
15	T	22.9225	43.7557	30.0273	96.7055
	S	96.670	88.321	89.918	90.795
16	T		39.3688		216.6786
	S		98.163		40.523
17	T	21.0100	39.1134	27.5694	87.6928
	S	105.469	98.804	97.935	100.127
18	T	20.8702	39.3265	27.4615	87.6582
	S	106.176	98.268	98.319	100.166
19	T		46.3122		263.1631
	S		83.446		33.365

Event: Chris Griffis Memorial OT - USF2000

Track: Indianapolis Motor Speedway RC

2.439 mile(s)



Report: Section Data Report

USF2000

Session: Test Session 4

October 21, 2017

Section Data for Car 33 - Rowe, Myles (R)

Lap	T/SF to I3A	I3A to I6	I6 to SF	Lap	
1	T	21.7535	40.4274	28.0712	90.2521
	S	101.864	95.592	96.184	97.287
2	T	21.2120	39.3452	28.3038	88.8610
	S	104.465	98.222	95.394	98.811
3	T	21.0852	39.2082	27.7190	88.0124
	S	105.093	98.565	97.406	99.763
4	T	20.9623	39.0280	27.5807	87.5710
	S	105.709	99.020	97.895	100.266
5	T	20.9525	39.1257	27.7116	87.7898
	S	105.759	98.773	97.432	100.016
6	T	20.9129	39.3039	27.6468	87.8636
	S	105.959	98.325	97.660	99.932
7	T		39.9557		282.7709
	S		96.721		31.051
8	T	21.0627	39.2070	27.6820	87.9517
	S	105.205	98.568	97.536	99.832
9	T	20.8119	38.9323	27.5657	87.3099
	S	106.473	99.263	97.948	100.566
10	T	20.8704	38.9580	27.7471	87.5755
	S	106.175	99.198	97.307	100.261
11	T	20.9300	39.3475	27.6443	87.9218
	S	105.872	98.216	97.669	99.866
12	T	21.2693	41.1600	27.6303	90.0596
	S	104.183	93.891	97.719	97.495
13	T	20.9747	38.9998	27.7974	87.7719
	S	105.647	99.091	97.131	100.037
14	T		43.4563		247.2764
	S		88.929		35.508
15	T	20.9239	39.3180	27.7201	87.9620
	S	105.903	98.289	97.402	99.820
16	T	20.7204	38.8763	27.5661	87.1628
	S	106.943	99.406	97.946	100.736
17	T	20.7879	39.0008	27.5542	87.3429
	S	106.596	99.089	97.989	100.528
18	T	20.6950	38.9580	29.1286	88.7816
	S	107.075	99.198	92.692	98.899
19	T	20.7120	38.8686	27.4814	87.0620
	S	106.987	99.426	98.248	100.852



**Event:** Chris Griffis Memorial OT - USF2000

**Track:** Indianapolis Motor Speedway RC

2.439 mile(s)



**Report:** Section Data Report

USF2000

**Session:** Test Session 4

October 21, 2017

**Section Data for Car 33 - Rowe, Myles (R)**

Lap	T/SF to I3A	I3A to I6	I6 to SF	Lap	
20	T	20.7722	38.9920	27.5207	87.2849
	S	106.677	99.111	98.108	100.595
21	T	20.7956	38.8982	27.6284	87.3222
	S	106.557	99.350	97.726	100.552

**Event:** Chris Griffis Memorial OT - USF2000  
**Track:** Indianapolis Motor Speedway RC  
**Report:** Section Data Report  
**Session:** Test Session 4

2.439 mile(s)   


**USF2000**  
**October 21, 2017**

**Section Data for Car 34 - Cook, Sabre (R)**

Lap	T/SF to I3A	I3A to I6	I6 to SF	Lap	
1	T	21.1211	39.6013	27.8688	88.5912
	S	104.914	97.586	96.883	99.111
2	T	21.0303	39.4891	27.5600	88.0794
	S	105.367	97.864	97.968	99.687
3	T	20.8436	39.3032	27.4037	87.5505
	S	106.311	98.326	98.527	100.290
4	T	20.9402	39.3751	27.5471	87.8624
	S	105.821	98.147	98.014	99.934
5	T	20.9436	39.4382	27.5835	87.9653
	S	105.804	97.990	97.885	99.817
6	T	20.9255	39.4770	27.6024	88.0049
	S	105.895	97.894	97.818	99.772
7	T	21.5564	40.5077	27.8290	89.8931
	S	102.796	95.403	97.021	97.676
8	T	20.9608	39.3844	27.6003	87.9455
	S	105.717	98.124	97.825	99.839
9	T	20.9497	39.3503	27.5744	87.8744
	S	105.773	98.209	97.917	99.920
10	T	21.4744	39.3855	27.6386	88.4985
	S	103.188	98.121	97.689	99.215
11	T	20.7775	39.5179	27.6138	87.9092
	S	106.649	97.792	97.777	99.880
12	T	20.8916	39.4632	27.5160	87.8708
	S	106.067	97.928	98.125	99.924
13	T		39.6357		422.5772
	S		97.502		20.778
14	T	20.9176	39.1510	27.5673	87.6359
	S	105.935	98.709	97.942	100.192
15	T	20.8114	39.1257	27.5158	87.4529
	S	106.476	98.773	98.125	100.401
16	T		45.2749		225.7510
	S		85.357		38.894
17	T	21.2441	39.6091	28.9546	89.8078
	S	104.307	97.567	93.249	97.769
18	T	20.8285	39.4168	27.5157	87.7610
	S	106.388	98.043	98.126	100.049
19	T	20.7845	39.0294	27.4365	87.2504
	S	106.614	99.016	98.409	100.634

**Event:** Chris Griffis Memorial OT - USF2000

**Track:** Indianapolis Motor Speedway RC

2.439 mile(s)



**Report:** Section Data Report

USF2000

**Session:** Test Session 4

October 21, 2017

**Section Data for Car 34 - Cook, Sabre (R)**

Lap	T/SF to I3A	I3A to I6	I6 to SF	Lap	
20	T	20.8020	38.9562	27.4525	87.2107
	S	106.524	99.202	98.352	100.680
21	T	20.8166	39.3023	27.3151	87.4340
	S	106.449	98.329	98.846	100.423

Event: Chris Griffis Memorial OT - USF2000  
Track: Indianapolis Motor Speedway RC  
Report: Section Data Report  
Session: Test Session 4

2.439 mile(s)   
  
POWERED BY MAZDA

USF2000

October 21, 2017

Section Data for Car 36 - Keane, Darren (R)

Lap	T/SF to I3A	I3A to I6	I6 to SF	Lap	
1	T	21.1385	38.8174	27.5415	87.4974
	S	104.828	99.557	98.034	100.350
2	T	20.8127	38.8851	27.2805	86.9783
	S	106.469	99.384	98.972	100.949
3	T	20.6616	38.7140	27.1588	86.5344
	S	107.248	99.823	99.415	101.467
4	T	20.7106	38.9671	27.1481	86.8258
	S	106.994	99.175	99.454	101.127
5	T	20.7483	38.8128	27.3220	86.8831
	S	106.800	99.569	98.821	101.060
6	T	20.6153	38.8339	27.6864	87.1356
	S	107.489	99.515	97.521	100.767
7	T	20.7662	38.6474	27.2626	86.6762
	S	106.707	99.995	99.037	101.301
8	T	20.6203	39.3985	27.3356	87.3544
	S	107.463	98.089	98.772	100.515
9	T		46.8193		314.9728
	S		82.542		27.877
10	T	21.6754	38.8919	33.1394	93.7067
	S	102.232	99.366	81.474	93.701
11	T	20.5541	38.2798	27.1817	86.0156
	S	107.809	100.955	99.332	102.079
12	T	20.5498	38.3253	27.0325	85.9076
	S	107.831	100.835	99.880	102.207
13	T	24.3146	39.9205	27.1596	91.3947
	S	91.135	96.806	99.412	96.071
14	T	20.6023	38.4163	27.1361	86.1547
	S	107.556	100.597	99.498	101.914
15	T	20.9669	39.2283	27.1234	87.3186
	S	105.686	98.514	99.545	100.556
16	T		42.0676		185.5190
	S		91.865		47.329
17	T	20.6449	38.5572	27.1439	86.3460
	S	107.334	100.229	99.470	101.689
18	T	20.6449	38.5166	27.1456	86.3071
	S	107.334	100.335	99.464	101.734
19	T	20.5959	38.3439	27.2092	86.1490
	S	107.590	100.786	99.231	101.921

**Event:** Chris Griffis Memorial OT - USF2000

**Track:** Indianapolis Motor Speedway RC

2.439 mile(s)



**Report:** Section Data Report

USF2000

**Session:** Test Session 4

October 21, 2017

**Section Data for Car 36 - Keane, Darren (R)**

Lap	T/SF to I3A	I3A to I6	I6 to SF	Lap	
20	T	20.5094	38.9383	27.0221	86.4698
	S	108.044	99.248	99.918	101.543
21	T	20.9143	38.3960	27.8337	87.1440
	S	105.952	100.650	97.005	100.757
22	T	20.5091	39.1986	27.1036	86.8113
	S	108.045	98.589	99.618	101.144

**Event:** Chris Griffis Memorial OT - USF2000  
**Track:** Indianapolis Motor Speedway RC  
**Report:** Section Data Report  
**Session:** Test Session 4

2.439 mile(s)   


**USF2000**  
**October 21, 2017**

**Section Data for Car 37 - Craig, Jake (R)**

Lap	T/SF to I3A	I3A to I6	I6 to SF	Lap	
1	T	21.0925	39.2622	27.9458	88.3005
	S	105.057	98.429	96.616	99.438
2	T	20.9027	39.0222	27.4866	87.4115
	S	106.011	99.035	98.230	100.449
3	T	20.8569	39.1374	27.2192	87.2135
	S	106.243	98.743	99.195	100.677
4	T	20.6255	38.7873	27.3786	86.7914
	S	107.435	99.634	98.617	101.167
5	T	20.9456	40.7773	27.4468	89.1697
	S	105.794	94.772	98.372	98.468
6	T	20.6618	38.7617	27.4376	86.8611
	S	107.247	99.700	98.405	101.086
7	T	22.1721	40.9856	27.5918	90.7495
	S	99.941	94.290	97.855	96.754
8	T	20.6927	38.7664	27.9993	87.4584
	S	107.087	99.688	96.431	100.395
9	T	20.7455	39.1129	27.2952	87.1536
	S	106.814	98.805	98.918	100.746
10	T	20.8722	38.9529	27.6722	87.4973
	S	106.166	99.211	97.571	100.351
11	T	20.6812	39.0871	27.3948	87.1631
	S	107.146	98.870	98.559	100.735
12	T		43.4160		237.9513
	S		89.012		36.900
13	T	21.3010	39.5369	29.2111	90.0490
	S	104.028	97.745	92.431	97.507
14	T	20.7700	38.7024	27.4280	86.9004
	S	106.688	99.853	98.440	101.040
15	T	20.6255	38.6190	27.3101	86.5546
	S	107.435	100.069	98.865	101.443
16	T	20.6163	38.6177	27.2629	86.4969
	S	107.483	100.072	99.036	101.511
17	T	20.5940	38.3931	27.2581	86.2452
	S	107.600	100.657	99.053	101.807
18	T		38.7800		161.3642
	S		99.653		54.414
19	T	20.6218	38.9106	27.1802	86.7126
	S	107.455	99.319	99.337	101.259

**Event:** Chris Griffis Memorial OT - USF2000

**Track:** Indianapolis Motor Speedway RC

**Report:** Section Data Report

**Session:** Test Session 4

2.439 mile(s)



USF2000

October 21, 2017

**Section Data for Car 37 - Craig, Jake (R)**

Lap	T/SF to I3A	I3A to I6	I6 to SF	Lap	
20	T	20.5367	38.6595	27.2282	86.4244
	S	107.900	99.964	99.162	101.596
21	T	20.5655	38.4909	27.2264	86.2828
	S	107.749	100.402	99.168	101.763
22	T	20.9147	40.5837	27.2016	88.7000
	S	105.950	95.224	99.259	98.990
23	T	20.5966	38.7954	27.6126	87.0046
	S	107.586	99.613	97.781	100.919
24	T	20.6236	38.9273	27.8805	87.4314
	S	107.445	99.276	96.842	100.426

**Event:** Chris Griffis Memorial OT - USF2000  
**Track:** Indianapolis Motor Speedway RC  
**Report:** Section Data Report  
**Session:** Test Session 4

2.439 mile(s) 

USF2000

October 21, 2017

**Section Data for Car 38 - Peichel, Max (R)**

Lap	T/SF to I3A	I3A to I6	I6 to SF	Lap	
1	T	21.0912	39.6716	27.9415	88.7043
	S	105.063	97.413	96.630	98.985
2	T	21.0203	38.9847	27.3779	87.3829
	S	105.418	99.130	98.620	100.482
3	T	20.8896	39.0162	27.4716	87.3774
	S	106.077	99.050	98.283	100.488
4	T		41.9571		280.5664
	S		92.107		31.295
5	T	21.7313	39.2187	29.0175	89.9675
	S	101.969	98.538	93.047	97.595
6	T	20.7334	38.5953	27.4131	86.7418
	S	106.876	100.130	98.493	101.225
7	T	20.6931	38.7868	27.1125	86.5924
	S	107.084	99.636	99.585	101.399
8	T	20.7566	38.6366	27.2733	86.6665
	S	106.757	100.023	98.998	101.313
9	T	20.9226	38.6210	27.3141	86.8577
	S	105.910	100.063	98.850	101.089
10	T	20.7354	38.5751	27.2634	86.5739
	S	106.866	100.182	99.034	101.421
11	T	20.7780	38.6946	27.3057	86.7783
	S	106.647	99.873	98.880	101.182
12	T	20.7983	38.8469	27.2968	86.9420
	S	106.543	99.481	98.913	100.991
13	T	20.7919	39.3404	27.3642	87.4965
	S	106.576	98.234	98.669	100.351
14	T		39.4805		279.8381
	S		97.885		31.377
15	T	20.9385	38.9290	27.6660	87.5335
	S	105.829	99.272	97.593	100.309
16	T	21.6226	39.0086	28.1099	88.7411
	S	102.481	99.069	96.052	98.944
17	T	20.7366	39.8795	27.3718	87.9879
	S	106.860	96.906	98.642	99.791
18	T	20.9319	39.1050	27.3346	87.3715
	S	105.863	98.825	98.776	100.495
19	T	20.9662	39.9367	27.2754	88.1783
	S	105.690	96.767	98.990	99.576



**Event:** Chris Griffis Memorial OT - USF2000

**Track:** Indianapolis Motor Speedway RC

2.439 mile(s)



**Report:** Section Data Report

USF2000

**Session:** Test Session 4

October 21, 2017

**Section Data for Car 38 - Peichel, Max (R)**

Lap	T/SF to I3A	I3A to I6	I6 to SF	Lap	
20	T	21.4839	38.9387	27.5056	87.9282
	S	103.143	99.247	98.162	99.859
21	T	20.7729	40.6445	27.1808	88.5982
	S	106.673	95.082	99.335	99.104

Event: Chris Griffis Memorial OT - USF2000

Track: Indianapolis Motor Speedway RC

2.439 mile(s)



Report: Section Data Report

USF2000

Session: Test Session 4

October 21, 2017

Section Data for Car 80 - D'Orlando, Michael (R)

Lap	T/SF to I3A	I3A to I6	I6 to SF	Lap	
1	T	21.2837	39.5507	28.0323	88.8667
	S	104.113	97.711	96.317	98.804
2	T	21.1592	39.2257	27.5160	87.9009
	S	104.726	98.521	98.125	99.890
3	T	21.2113	39.0072	27.4756	87.6941
	S	104.468	99.073	98.269	100.125
4	T	20.8732	75.4960	27.3886	123.7578
	S	106.160	51.189	98.581	70.948
5	T		40.8183		217.6003
	S		94.677		40.351
6	T	21.4583	39.1442	27.5252	88.1277
	S	103.266	98.726	98.092	99.633
7	T	23.0480	39.2825	27.3450	89.6755
	S	96.143	98.378	98.738	97.913
8	T	20.9776	39.0606	27.3921	87.4303
	S	105.632	98.937	98.569	100.427
9	T	20.7367	38.8219	27.3159	86.8745
	S	106.859	99.546	98.844	101.070
10	T	20.6970	38.9341	27.2857	86.9168
	S	107.064	99.259	98.953	101.021
11	T	20.8246	38.8121	27.3339	86.9706
	S	106.408	99.571	98.778	100.958
12	T	20.8370	38.7608	27.4067	87.0045
	S	106.345	99.702	98.516	100.919
13	T	20.7441	38.6304	27.1177	86.4922
	S	106.821	100.039	99.566	101.517
14	T	21.1376	38.7443	27.9773	87.8592
	S	104.833	99.745	96.507	99.937
15	T	20.9007	38.9568	27.8286	87.6861
	S	106.021	99.201	97.022	100.134
16	T	20.7296	38.7962	27.5734	87.0992
	S	106.896	99.611	97.920	100.809
17	T	20.8582	38.9743	27.3787	87.2112
	S	106.237	99.156	98.617	100.680
18	T	20.7573		28.0646	
	S	106.753		96.207	

**Event:** Chris Griffis Memorial OT - USF2000  
**Track:** Indianapolis Motor Speedway RC  
**Report:** Section Data Report  
**Session:** Test Session 4

2.439 mile(s)   


USF2000

October 21, 2017

**Section Data for Car 82 - Osborne, David (R)**

Lap	T/SF to I3A	I3A to I6	I6 to SF	Lap	
1	T	21.3633	39.8801	28.2296	89.4730
	S	103.725	96.904	95.644	98.135
2	T	21.4666	39.5002	28.0713	89.0381
	S	103.226	97.836	96.184	98.614
3	T	20.9565	39.0990	27.7838	87.8393
	S	105.739	98.840	97.179	99.960
4	T	20.9988	41.3016	27.5878	89.8882
	S	105.526	93.569	97.869	97.681
5	T	24.6022	39.7963	29.0389	93.4374
	S	90.070	97.108	92.979	93.971
6	T	20.9256	39.7525	30.2375	90.9156
	S	105.895	97.215	89.293	96.577
7	T	21.0438	39.4019	28.2895	88.7352
	S	105.300	98.080	95.442	98.951
8	T	20.9319	39.2665	27.5549	87.7533
	S	105.863	98.418	97.986	100.058
9	T	20.9285	39.1693	27.5727	87.6705
	S	105.880	98.663	97.923	100.152
10	T	20.8206	38.9330	27.4669	87.2205
	S	106.429	99.261	98.300	100.669
11	T	20.8062	38.9904	27.4633	87.2599
	S	106.502	99.115	98.313	100.624
12	T	20.7600	38.9313	27.3835	87.0748
	S	106.739	99.266	98.600	100.837
13	T	20.8080	38.9581	27.4061	87.1722
	S	106.493	99.197	98.518	100.725
14	T	20.7789	39.0781	28.3460	88.2030
	S	106.642	98.893	95.252	99.548
15	T	21.6427	39.1562	27.7034	88.5023
	S	102.386	98.696	97.461	99.211
16	T	20.9087	39.0517	27.4644	87.4248
	S	105.980	98.960	98.309	100.434
17	T	20.9258	39.0457	27.5841	87.5556
	S	105.894	98.975	97.882	100.284
18	T	20.7771	38.9888	27.4435	87.2094
	S	106.652	99.119	98.384	100.682
19	T	20.8622	39.2468	27.3182	87.4272
	S	106.216	98.468	98.835	100.431

Event: Chris Griffis Memorial OT - USF2000

Track: Indianapolis Motor Speedway RC

2.439 mile(s)



Report: Section Data Report

USF2000

Session: Test Session 4

October 21, 2017

Section Data for Car 90 - Thompson, Parker

Lap	T/SF to I3A	I3A to I6	I6 to SF	Lap	
1	T	20.9492	38.9845	27.8873	87.8210
	S	105.775	99.130	96.818	99.981
2	T	21.4178	39.0863	27.3231	87.8272
	S	103.461	98.872	98.817	99.974
3	T	20.6762	38.7738	27.3930	86.8430
	S	107.172	99.669	98.565	101.107
4	T	20.6223	38.5142	27.2897	86.4262
	S	107.452	100.341	98.938	101.594
5	T	20.4869	38.6832	27.3447	86.5148
	S	108.162	99.902	98.739	101.490
6	T		43.1688		269.5267
	S		89.522		32.577
7	T	20.9431	38.7229	27.7239	87.3899
	S	105.806	99.800	97.389	100.474
8	T	20.5853	38.3967	27.1014	86.0834
	S	107.645	100.648	99.626	101.999
9	T	20.5367	38.6598	27.0641	86.2606
	S	107.900	99.963	99.763	101.789
10	T	21.6859	38.9850	27.3148	87.9857
	S	102.182	99.129	98.848	99.793
11	T	20.5668	38.6777	27.1773	86.4218
	S	107.742	99.917	99.348	101.599
12	T	20.5185	38.5045	27.1894	86.2124
	S	107.996	100.366	99.303	101.846
13	T	20.6732	38.4388	27.2494	86.3614
	S	107.188	100.538	99.085	101.670
14	T	20.8363	39.4041	27.2776	87.5180
	S	106.348	98.075	98.982	100.327

Event: Chris Griffis Memorial OT - USF2000

Track: Indianapolis Motor Speedway RC

2.439 mile(s)



Report: Section Data Report

USF2000

Session: Test Session 4

October 21, 2017

Section Data for Car 92 - Gordon, Justin (R)

Lap	T/SF to I3A	I3A to I6	I6 to SF	Lap	
1	T	21.2425	39.7093	28.0352	88.9870
	S	104.315	97.321	96.307	98.671
2	T	21.0694	39.6114	27.7516	88.4324
	S	105.172	97.561	97.292	99.289
3	T	21.1195	39.4082	28.3482	88.8759
	S	104.922	98.065	95.244	98.794
4	T	21.2599	39.3177	27.7535	88.3311
	S	104.230	98.290	97.285	99.403
5	T	21.1288	39.3231	27.8443	88.2962
	S	104.876	98.277	96.968	99.443
6	T	20.9817	39.4260	27.7819	88.1896
	S	105.612	98.020	97.186	99.563
7	T	21.4314	39.3992	27.6150	88.4456
	S	103.395	98.087	97.773	99.275
8	T	21.1637	39.2951	27.7349	88.1937
	S	104.703	98.347	97.350	99.558
9	T	21.0732	39.2909	27.9492	88.3133
	S	105.153	98.357	96.604	99.423
10	T	21.2044	39.4486	27.8820	88.5350
	S	104.502	97.964	96.837	99.174
11	T	21.4199	39.7829	27.8443	89.0471
	S	103.451	97.141	96.968	98.604
12	T	21.8031	39.4519	27.7105	88.9655
	S	101.633	97.956	97.436	98.694
13	T	21.0486	39.4854	27.8884	88.4224
	S	105.276	97.873	96.814	99.301
14	T	21.1086	39.4089	27.8171	88.3346
	S	104.977	98.063	97.063	99.399
15	T	21.0587	39.3445	27.6793	88.0825
	S	105.225	98.223	97.546	99.684
16	T	21.1277	40.4418	27.6384	89.2079
	S	104.882	95.558	97.690	98.426
17	T		42.1321		245.2456
	S		91.724		35.802
18	T	21.2675	39.9590	27.7279	179.8309
	S	104.192	96.713	97.375	48.826
19	T	20.9921	39.7243	27.7451	88.4615
	S	105.559	97.284	97.314	99.257

**Event:** Chris Griffis Memorial OT - USF2000

**Track:** Indianapolis Motor Speedway RC

2.439 mile(s)



**Report:** Section Data Report

USF2000

**Session:** Test Session 4

October 21, 2017

**Section Data for Car 92 - Gordon, Justin (R)**

Lap	T/SF to I3A	I3A to I6	I6 to SF	Lap	
20	T	21.0442	81.2051	27.7031	129.9524
	S	105.298	47.590	97.462	67.566

Event: Chris Griffis Memorial OT - USF2000

Track: Indianapolis Motor Speedway RC

2.439 mile(s)



Report: Section Data Report

USF2000






Session: Test Session 4

October 21, 2017

Section Data for Car

Report Support Information

Section Legend	
Name	Length
SF to I3A	0.615530 miles
I3A to I6	1.073485 miles
I6 to SF	0.750000 miles
Lap	2.439000 miles

Color Legend	
	Fastest Lap
	Section Under Caution
	Section Under Green
	Section Time Data
	Section Speed Data

