

Event: Chris Griffis Memorial OT - USF2000

Track: Indianapolis Motor Speedway RC

2.439 mile(s)



Report: Section Data Report

USF2000

Session: Test Session 5

September 23, 2018

Section Data for Car 11 - Bjerke, Ryan (R)

Lap	T/S	I2 to I3A	I5 to I6	Lap
1	T	4.1737	7.9401	87.2192
	S	93.606	92.997	100.670
2	T	4.1229	8.0775	87.5446
	S	94.759	91.416	100.296
3	T	4.1289	8.2196	87.2577
	S	94.621	89.835	100.626
4	T	4.1513	7.9564	86.6782
	S	94.111	92.807	101.299
5	T	4.1123	7.9974	87.4042
	S	95.003	92.331	100.457
6	T	4.0671	7.9387	87.0714
	S	96.059	93.014	100.841
7	T	4.1095	8.0905	87.6518
	S	95.068	91.269	100.174
8	T	4.0756	8.0186	87.4213
	S	95.859	92.087	100.438
9	T	4.0720	7.9996	113.0575
	S	95.943	92.306	77.663
10	T	4.2030	7.9913	243.3425
	S	92.953	92.402	36.082
11	T	4.3494	7.9002	87.4247
	S	89.824	93.467	100.434
12	T	4.0852	7.9541	87.0955
	S	95.633	92.834	100.813
13	T	4.0374	7.8943	86.7159
	S	96.766	93.537	101.255
14	T	4.1295	7.9262	86.8914
	S	94.608	93.161	101.050
15	T	4.1154	7.9004	87.3676
	S	94.932	93.465	100.499
16	T	4.0632	7.9759	109.6011
	S	96.151	92.580	80.112
17	T	4.6744	8.2242	242.1840
	S	83.579	89.785	36.255
18	T	4.1310	7.9062	87.0758
	S	94.573	93.396	100.836
19	T	4.0478	7.7869	86.7117
	S	96.517	94.827	101.260

Event: Chris Griffis Memorial OT - USF2000

Track: Indianapolis Motor Speedway RC

2.439 mile(s)



Report: Section Data Report

USF2000

Session: Test Session 5

September 23, 2018

Section Data for Car 11 - Bjerke, Ryan (R)

Lap	T/S	I2 to I3A	I5 to I6	Lap
20	T	4.0548	7.8623	86.5423
	S	96.350	93.918	101.458
21	T	4.0609	7.8519	86.7005
	S	96.206	94.042	101.273
22	T	4.0741	7.8512	86.6218
	S	95.894	94.050	101.365
23	T	4.0446	7.8755	115.5531
	S	96.593	93.760	75.986

Event: Chris Griffis Memorial OT - USF2000

Track: Indianapolis Motor Speedway RC

2.439 mile(s)



Report: Section Data Report

USF2000

Session: Test Session 5

September 23, 2018

Section Data for Car 12 - Porto, Francisco (R)

Lap	T/S	I2 to I3A	I5 to I6	Lap
1	T	4.0929	7.9175	87.5469
	S	95.454	93.263	100.294
2	T	4.0580	8.0187	87.3455
	S	96.274	92.086	100.525
3	T	4.0862	7.9644	87.3813
	S	95.610	92.714	100.484
4	T	4.0180	7.9302	87.0473
	S	97.233	93.114	100.869
5	T	4.0717	8.1431	104.4275
	S	95.951	90.679	84.081
6	T	4.9507	8.3253	688.8358
	S	78.914	88.695	12.747
7	T	4.0989	7.9632	87.6906
	S	95.314	92.728	100.129
8	T	4.0053	7.8401	86.1308
	S	97.541	94.184	101.943
9	T	4.0197	7.9283	86.4107
	S	97.192	93.136	101.612
10	T	3.9997	7.9373	86.9764
	S	97.678	93.030	100.952
11	T	3.9993	7.9207	86.5240
	S	97.688	93.225	101.479
12	T	4.0293	8.1147	105.7187
	S	96.960	90.996	83.054

Event: Chris Griffis Memorial OT - USF2000

Track: Indianapolis Motor Speedway RC

2.439 mile(s)



Report: Section Data Report

USF2000

Session: Test Session 5

September 23, 2018

Section Data for Car 2 - Keane, Darren

Lap	T/S	I2 to I3A	I5 to I6	Lap
1	T	4.0870	7.8314	86.4483
	S	95.591	94.288	101.568
2	T	4.0794	7.8142	85.8241
	S	95.769	94.496	102.307
3	T	4.0489	7.8565	85.5079
	S	96.491	93.987	102.685
4	T	3.9950	7.8318	85.2701
	S	97.793	94.283	102.972
5	T	4.0229	7.8082	85.2652
	S	97.114	94.568	102.978
6	T	4.0172	8.2589	86.4003
	S	97.252	89.408	101.625
7	T	4.0081	7.8841	85.4724
	S	97.473	93.658	102.728
8	T	4.0448	7.8800	85.6145
	S	96.589	93.707	102.557
9	T	3.9953	7.9138	85.5355
	S	97.785	93.307	102.652
10	T	4.0493	7.8178	106.9475
	S	96.481	94.452	82.100
11	T	3.9543	7.9049	256.4794
	S	98.799	93.412	34.234
12	T	4.0286	7.8810	85.4452
	S	96.977	93.695	102.761
13	T	4.0836	7.8752	85.6617
	S	95.671	93.764	102.501
14	T	4.0067	7.9072	85.8075
	S	97.507	93.384	102.327
15	T	4.0074	7.8368	85.5053
	S	97.490	94.223	102.688
16	T	4.0007	7.8803	85.6430
	S	97.653	93.703	102.523
17	T	4.0260	7.8916	85.2502
	S	97.040	93.569	102.996
18	T	3.9882	7.9751	108.4982
	S	97.959	92.589	80.927
19	T	4.4861	8.1650	225.8646
	S	87.087	90.436	38.875

Event: Chris Griffis Memorial OT - USF2000

Track: Indianapolis Motor Speedway RC

2.439 mile(s)



Report: Section Data Report

USF2000

Session: Test Session 5

September 23, 2018

Section Data for Car 2 - Keane, Darren

Lap	T/S	I2 to I3A	I5 to I6	Lap
20	T	4.0523	7.9619	87.2604
	S	96.410	92.743	100.623
21	T	3.9937	7.8069	84.9188
	S	97.825	94.584	103.398
22	T	3.9824	7.8297	85.0960
	S	98.102	94.309	103.182
23	T	4.0480		
	S	96.512		

Event: Chris Griffis Memorial OT - USF2000

Track: Indianapolis Motor Speedway RC

Report: Section Data Report

Session: Test Session 5

2.439 mile(s)



USF2000

September 23, 2018

Section Data for Car 21 - Sundaramoorthy, Yuven (R)

Lap	T/S	I2 to I3A	I5 to I6	Lap
1	T	4.1153	7.9349	86.8880
	S	94.934	93.058	101.054
2	T	4.0993	7.9798	86.2927
	S	95.305	92.535	101.751
3	T	4.0448	7.9049	86.0212
	S	96.589	93.412	102.073
4	T	4.0245	7.8333	85.8496
	S	97.076	94.265	102.277
5	T	4.0723	7.9429	86.3905
	S	95.936	92.965	101.636
6	T	3.9997	7.9159	85.8927
	S	97.678	93.282	102.225
7	T	4.0499	7.8818	86.1109
	S	96.467	93.685	101.966
8	T	4.0709	7.9323	86.2406
	S	95.969	93.089	101.813
9	T	4.0401	7.8657	86.0430
	S	96.701	93.877	102.047
10	T	4.0546	7.8714	86.0704
	S	96.355	93.809	102.014
11	T	4.0797	7.9278	102.5314
	S	95.762	93.142	85.636
12	T	4.0320	7.8332	206.6026
	S	96.895	94.267	42.499
13	T	4.0769	7.9445	86.3284
	S	95.828	92.946	101.709
14	T	4.0367	7.8015	85.6212
	S	96.782	94.650	102.549
15	T	4.0609	7.8384	86.1620
	S	96.206	94.204	101.906
16	T	4.0281	7.9615	86.0883
	S	96.989	92.747	101.993
17	T	4.0235	7.9187	85.7426
	S	97.100	93.249	102.404
18	T	4.0494	7.8639	85.8594
	S	96.479	93.899	102.265
19	T	4.0444	7.8931	101.7113
	S	96.598	93.551	86.327

Event: Chris Griffis Memorial OT - USF2000

Track: Indianapolis Motor Speedway RC

2.439 mile(s)



Report: Section Data Report

USF2000

Session: Test Session 5

September 23, 2018

Section Data for Car 21 - Sundaramoorthy, Yuven (R)

Lap	T/S	I2 to I3A	I5 to I6	Lap
20	T	4.2354	8.0641	161.6366
	S	92.242	91.567	54.322
21	T	4.0079	7.7480	85.4764
	S	97.478	95.303	102.723
22	T	3.9926	7.8283	85.3819
	S	97.851	94.326	102.837
23	T	4.0517	7.8510	85.4824
	S	96.424	94.053	102.716
24	T	4.0127	7.8547	85.5792
	S	97.361	94.009	102.600
25	T	4.0413	8.6740	112.1062
	S	96.672	85.129	78.322

Event: Chris Griffis Memorial OT - USF2000

Track: Indianapolis Motor Speedway RC

2.439 mile(s)



Report: Section Data Report

USF2000

Session: Test Session 5

September 23, 2018

Section Data for Car 22 - McElrea, Hunter (R)

Lap	T/S	I2 to I3A	I5 to I6	Lap
1	T	4.0100	7.9267	86.1625
	S	97.427	93.155	101.905
2	T	4.0090	7.8438	85.9077
	S	97.451	94.139	102.207
3	T	4.0096	7.8299	85.8642
	S	97.437	94.306	102.259
4	T	3.9943	7.8036	85.8515
	S	97.810	94.624	102.274
5	T	4.0450	7.8463	85.8338
	S	96.584	94.109	102.295
6	T	4.0308	7.8469	85.7017
	S	96.924	94.102	102.453
7	T	3.9788	7.8172	85.6355
	S	98.191	94.460	102.532
8	T	3.9876	7.8436	104.7448
	S	97.974	94.142	83.827
9	T	4.0785	7.7744	221.4884
	S	95.791	94.980	39.643
10	T	4.0084	7.8274	85.4308
	S	97.466	94.336	102.778
11	T	3.9967	7.7956	85.5106
	S	97.751	94.721	102.682
12	T	4.0027	7.9052	85.7034
	S	97.605	93.408	102.451
13	T	4.0224	7.9810	102.0161
	S	97.127	92.521	86.069
14	T	4.2019	8.7324	147.1693
	S	92.977	84.560	59.662
15	T	4.0004	7.7537	85.6619
	S	97.661	95.233	102.501
16	T	3.9752	7.8019	85.5827
	S	98.280	94.645	102.596
17	T	4.0088	7.7623	85.3808
	S	97.456	95.128	102.838
18	T	4.0267	7.7685	85.5128
	S	97.023	95.052	102.679
19	T		7.8292	106.2213
	S		94.315	82.661

Event: Chris Griffis Memorial OT - USF2000

Track: Indianapolis Motor Speedway RC

2.439 mile(s)



Report: Section Data Report

USF2000

Session: Test Session 5

September 23, 2018

Section Data for Car 22 - McElrea, Hunter (R)

Lap	T/S	I2 to I3A	I5 to I6	Lap
20	T	4.9351	10.1668	165.8709
	S	79.164	72.629	52.935
21	T	4.1086	7.7694	86.4389
	S	95.089	95.041	101.579
22	T	4.0063	7.7036	85.0241
	S	97.517	95.852	103.270
23	T	3.9915	7.7213	85.1144
	S	97.878	95.633	103.160
24	T	3.9800	8.2691	117.7261
	S	98.161	89.297	74.583

Event: Chris Griffis Memorial OT - USF2000

Track: Indianapolis Motor Speedway RC

2.439 mile(s)



Report: Section Data Report

USF2000

Session: Test Session 5

September 23, 2018

Section Data for Car 24 - Cusson, Logan (R)

Lap	T/S	I2 to I3A	I5 to I6	Lap
1	T	4.1912	7.9476	87.6449
	S	93.215	92.910	100.182
2	T	4.0447	8.5181	89.3407
	S	96.591	86.687	98.280
3	T	4.0604	9.2075	92.6262
	S	96.218	80.196	94.794
4	T	4.1602	7.9694	87.1564
	S	93.909	92.656	100.743
5	T	4.0501	7.9614	86.8450
	S	96.462	92.749	101.104
6	T	4.0546	8.2789	92.1024
	S	96.355	89.192	95.333
7	T	4.0397	7.9255	86.7820
	S	96.711	93.169	101.178
8	T	4.0426	7.8704	86.9901
	S	96.641	93.821	100.936
9	T	4.0172	8.0429	86.7467
	S	97.252	91.809	101.219
10	T	4.0493	7.9255	87.0732
	S	96.481	93.169	100.839
11	T	4.0479	7.8916	108.7592
	S	96.515	93.569	80.732
12	T	4.0551	7.9238	255.8718
	S	96.343	93.189	34.316
13	T	4.0824	8.1960	87.8456
	S	95.699	90.094	99.953
14	T	4.0771	7.9899	87.4599
	S	95.823	92.418	100.393
15	T	4.0431	7.9257	86.8995
	S	96.629	93.166	101.041
16	T	3.9985	8.0000	106.7150
	S	97.707	92.301	82.279
17	T	4.3137	8.2713	154.5278
	S	90.568	89.274	56.821
18	T	4.0081	7.8736	86.5789
	S	97.473	93.783	101.415
19	T	4.0314	7.8581	86.1867
	S	96.910	93.968	101.877

Event: Chris Griffis Memorial OT - USF2000

Track: Indianapolis Motor Speedway RC

2.439 mile(s)



Report: Section Data Report

USF2000

Session: Test Session 5

September 23, 2018

Section Data for Car 24 - Cusson, Logan (R)

Lap	T/S	I2 to I3A	I5 to I6	Lap
20	T	4.0136	7.8892	86.1322
	S	97.340	93.597	101.941
21	T	4.0207	7.9176	86.5569
	S	97.168	93.262	101.441
22	T	4.0510	7.8910	86.2648
	S	96.441	93.576	101.784
23	T	4.0609	7.9407	86.5553
	S	96.206	92.990	101.443
24	T		10.3091	124.4490
	S		71.827	70.554

Event: Chris Griffis Memorial OT - USF2000

Track: Indianapolis Motor Speedway RC

2.439 mile(s)



Report: Section Data Report

USF2000

Session: Test Session 5

September 23, 2018

Section Data for Car 27 - Raven, James (R)

Lap	T/S	I2 to I3A	I5 to I6	Lap
1	T	4.1303	7.8443	87.5549
	S	94.589	94.133	100.285
2	T	4.0567	7.8041	86.4018
	S	96.305	94.618	101.623
3	T	4.0402	7.8113	86.1214
	S	96.699	94.531	101.954
4	T	4.0686	7.8021	86.1588
	S	96.024	94.642	101.909
5	T	4.1192	7.8565	102.3124
	S	94.844	93.987	85.820
6	T	4.0473	7.9096	201.1033
	S	96.529	93.356	43.661
7	T	4.0377	7.7833	85.9795
	S	96.759	94.871	102.122
8	T	4.0150	7.7991	86.1461
	S	97.306	94.679	101.925
9	T	4.0363	7.8054	86.0016
	S	96.792	94.602	102.096
10	T	3.9959	7.8992	85.8980
	S	97.771	93.479	102.219
11	T	4.0220	8.0106	101.9689
	S	97.136	92.179	86.109
12	T	4.4463	7.8150	428.2725
	S	87.867	94.486	20.502
13	T	4.0333	7.8858	85.8184
	S	96.864	93.638	102.314
14	T	4.0943	7.8297	85.8415
	S	95.421	94.309	102.286
15	T	4.0143	7.8679	86.0095
	S	97.323	93.851	102.086
16	T	4.0009	7.8350	101.2590
	S	97.648	94.245	86.712
17	T	4.3923	7.8733	240.9270
	S	88.947	93.786	36.444
18	T	4.0391	7.7086	85.3721
	S	96.725	95.790	102.849
19	T	3.9937	7.8023	85.3192
	S	97.825	94.640	102.912

Event: Chris Griffis Memorial OT - USF2000

Track: Indianapolis Motor Speedway RC

2.439 mile(s)



Report: Section Data Report

USF2000

Session: Test Session 5

September 23, 2018

Section Data for Car 27 - Raven, James (R)

Lap	T/S	I2 to I3A	I5 to I6	Lap
20	T	3.9904	9.0890	118.0325
	S	97.905	81.242	74.390

Event: Chris Griffis Memorial OT - USF2000

Track: Indianapolis Motor Speedway RC

2.439 mile(s)



Report: Section Data Report

USF2000

Session: Test Session 5

September 23, 2018

Section Data for Car 3 - O'Connor, Tyler (R)

Lap	T/S	I2 to I3A	I5 to I6	Lap
1	T	4.2510	8.1663	123.6977
	S	91.904	90.421	70.983
2	T	4.0357	8.0335	87.6555
	S	96.806	91.916	100.169
3	T	4.0604	8.0527	88.9593
	S	96.218	91.697	98.701
4	T	3.9992	7.8654	86.6395
	S	97.690	93.881	101.344
5	T	4.0064	7.9511	86.9073
	S	97.514	92.869	101.032
6	T	4.0019	8.0046	86.6545
	S	97.624	92.248	101.327
7	T	4.0060	7.9781	86.5221
	S	97.524	92.555	101.482
8	T	4.0101	7.9318	86.4603
	S	97.424	93.095	101.554
9	T	4.0012	7.9377	86.4055
	S	97.641	93.026	101.619
10	T	4.0042	7.8860	86.2639
	S	97.568	93.635	101.785
11	T	3.9841	7.8882	86.2692
	S	98.060	93.609	101.779
12	T	3.9764	7.8978	86.1630
	S	98.250	93.496	101.905
13	T	3.9824	7.8842	86.2476
	S	98.102	93.657	101.805
14	T	4.1570	7.9208	109.2943
	S	93.982	93.224	80.337
15	T	4.2419	8.1012	211.3970
	S	92.101	91.148	41.535
16	T	4.0125	7.9579	86.6970
	S	97.366	92.789	101.277
17	T	3.9560	7.8524	85.8516
	S	98.757	94.036	102.274
18	T	3.9920	7.8773	86.3473
	S	97.866	93.739	101.687
19	T	3.9938	7.9412	86.2556
	S	97.822	92.985	101.795

Event: Chris Griffis Memorial OT - USF2000

Track: Indianapolis Motor Speedway RC

2.439 mile(s)



Report: Section Data Report

USF2000

Session: Test Session 5

September 23, 2018

Section Data for Car 3 - O'Connor, Tyler (R)

Lap	T/S	I2 to I3A	I5 to I6	Lap
20	T	3.9684	7.8591	85.9441
	S	98.448	93.956	102.164
21	T	3.9663	7.8680	86.1720
	S	98.500	93.850	101.894
22	T	5.9163	8.3974	127.7617
	S	66.035	87.933	68.725

Event: Chris Griffis Memorial OT - USF2000

Track: Indianapolis Motor Speedway RC

2.439 mile(s)



Report: Section Data Report

USF2000

Session: Test Session 5

September 23, 2018

Section Data for Car 40 - Miller, Jack William (R)

Lap	T/S	I2 to I3A	I5 to I6	Lap
1	T	4.2184	7.9346	87.6485
	S	92.614	93.062	100.177
2	T			95.3398
	S			92.096
3	T	4.1859	7.8966	87.1420
	S	93.333	93.510	100.760
4	T	4.1682	7.9502	86.8780
	S	93.729	92.879	101.066
5	T	4.1525	8.0231	109.3441
	S	94.084	92.035	80.301
6	T	4.5119	8.6338	297.0252
	S	86.589	85.525	29.561
7	T	4.1498	7.8354	87.2385
	S	94.145	94.240	100.648
8	T	4.1409	7.9538	87.5685
	S	94.347	92.837	100.269
9	T	4.0978	7.9824	86.7402
	S	95.339	92.505	101.226
10	T	4.1231	7.9274	86.9726
	S	94.754	93.146	100.956
11	T	4.1573	7.8404	86.4261
	S	93.975	94.180	101.594
12	T	4.1278	7.9748	93.7317
	S	94.646	92.593	93.676
13	T	4.1309	8.1750	87.1546
	S	94.575	90.325	100.745
14	T	4.1439	8.1551	119.9254
	S	94.279	90.546	73.216
15	T	4.3663	8.0617	241.7867
	S	89.477	91.595	36.315
16	T	4.0666	9.4066	89.1325
	S	96.071	78.499	98.510
17	T	4.1171	7.9916	86.6522
	S	94.892	92.398	101.329
18	T	4.0754	7.9766	86.3281
	S	95.863	92.572	101.710
19	T	4.1600		91.9212
	S	93.914		95.521

Event: Chris Griffis Memorial OT - USF2000

Track: Indianapolis Motor Speedway RC

2.439 mile(s)



Report: Section Data Report

USF2000

Session: Test Session 5

September 23, 2018

Section Data for Car 40 - Miller, Jack William (R)

Lap	T/S	I2 to I3A	I5 to I6	Lap
20	T	4.0775	8.0736	95.9330
	S	95.814	91.460	91.526
21	T	4.1376	8.0181	117.5907
	S	94.422	92.093	74.669

Event: Chris Griffis Memorial OT - USF2000

Track: Indianapolis Motor Speedway RC

2.439 mile(s)



Report: Section Data Report

USF2000

Session: Test Session 5

September 23, 2018

Section Data for Car 5 - Bogle, Christian (R)

Lap	T/S	I2 to I3A	I5 to I6	Lap
1	T	4.2048	8.0734	89.2248
	S	92.913	91.462	98.408
2	T	4.1502	8.0485	88.6064
	S	94.136	91.745	99.094
3	T	4.1502	8.1410	88.2760
	S	94.136	90.703	99.465
4	T	4.1209	8.0447	88.1403
	S	94.805	91.788	99.618
5	T	4.1451	8.0787	88.1320
	S	94.251	91.402	99.628
6	T	4.1821	8.0007	88.1259
	S	93.418	92.293	99.635
7	T	4.1338	7.9971	88.0454
	S	94.509	92.335	99.726
8	T	4.1201	8.2242	89.3360
	S	94.823	89.785	98.285
9	T	4.1584	8.0589	88.8010
	S	93.950	91.627	98.877
10	T	4.1730	8.0643	110.2297
	S	93.621	91.565	79.655
11	T	5.1699	8.5142	236.3343
	S	75.569	86.727	37.152
12	T	4.1219	7.9359	88.3673
	S	94.782	93.047	99.363
13	T	4.1721	7.9189	87.5882
	S	93.642	93.246	100.246
14	T	4.1115	8.0419	87.5192
	S	95.022	91.820	100.325
15	T	4.1456	7.9725	87.7198
	S	94.240	92.620	100.096
16	T	4.1293	7.9691	87.2660
	S	94.612	92.659	100.617
17	T	4.1396	8.1374	108.5902
	S	94.377	90.743	80.858
18	T	4.1970	8.2778	205.4508
	S	93.086	89.204	42.737
19	T	4.1525	7.8545	87.4808
	S	94.084	94.011	100.369

Event: Chris Griffis Memorial OT - USF2000

Track: Indianapolis Motor Speedway RC

2.439 mile(s)



Report: Section Data Report

USF2000

Session: Test Session 5

September 23, 2018

Section Data for Car 5 - Bogle, Christian (R)

Lap	T/S	I2 to I3A	I5 to I6	Lap
20	T	4.1027	7.9152	87.1424
	S	95.226	93.290	100.759
21	T	4.1014	8.2129	88.5357
	S	95.256	89.908	99.174
22	T	4.1422	8.0175	87.9121
	S	94.317	92.100	99.877
23	T	4.0576	8.1210	89.2909
	S	96.284	90.926	98.335
24	T	7.5802	10.4639	
	S	51.540	70.567	

Event: Chris Griffis Memorial OT - USF2000

Track: Indianapolis Motor Speedway RC

2.439 mile(s)



Report: Section Data Report

USF2000

Session: Test Session 5

September 23, 2018

Section Data for Car 6 - Holden, Zach

Lap	T/S	I2 to I3A	I5 to I6	Lap
1	T	4.1231	8.0064	87.7950
	S	94.754	92.227	100.010
2	T	4.0935	7.9240	86.9984
	S	95.440	93.186	100.926
3	T	4.0467	7.9436	86.2646
	S	96.543	92.956	101.785
4	T	4.0542	7.9726	86.3028
	S	96.365	92.618	101.739
5	T	4.0471	7.8984	86.5609
	S	96.534	93.488	101.436
6	T	4.0431	7.9175	86.6162
	S	96.629	93.263	101.371
7	T	4.2891	10.0830	101.4809
	S	91.087	73.233	86.523
8	T	4.0417	7.9758	86.4280
	S	96.663	92.581	101.592
9	T	4.0528	7.9890	108.8985
	S	96.398	92.428	80.629
10	T	4.7593	10.7359	229.9126
	S	82.088	68.779	38.190
11	T	4.1322	7.9546	87.6502
	S	94.546	92.828	100.175
12	T	4.0036	7.8588	85.8770
	S	97.583	93.960	102.244
13	T	4.0101	7.8539	85.7706
	S	97.424	94.018	102.371
14	T	4.0225	7.8314	85.8153
	S	97.124	94.288	102.317
15	T	4.0180	7.8287	86.2177
	S	97.233	94.321	101.840
16	T	4.3605	9.1884	108.8116
	S	89.596	80.363	80.694
17	T	4.2427	7.9506	186.0266
	S	92.083	92.875	47.200
18	T	4.0286	7.8248	85.8514
	S	96.977	94.368	102.274
19	T	4.0375	7.8736	85.9317
	S	96.763	93.783	102.179

Event: Chris Griffis Memorial OT - USF2000

Track: Indianapolis Motor Speedway RC

2.439 mile(s)



Report: Section Data Report

USF2000

Session: Test Session 5

September 23, 2018

Section Data for Car 6 - Holden, Zach

Lap	T/S	I2 to I3A	I5 to I6	Lap
20	T	4.0973	7.8354	85.8326
	S	95.351	94.240	102.297
21	T	4.0275	7.9299	86.2246
	S	97.004	93.117	101.832
22	T	4.0206	7.8700	85.7266
	S	97.170	93.826	102.423
23	T	4.0057	7.9105	85.7362
	S	97.531	93.345	102.412
24	T	4.3835	9.5239	
	S	89.126	77.532	

Event: Chris Griffis Memorial OT - USF2000

Track: Indianapolis Motor Speedway RC

2.439 mile(s)



Report: Section Data Report

USF2000

Session: Test Session 5

September 23, 2018

Section Data for Car 7 - Baron, Alex

Lap	T/S	I2 to I3A	I5 to I6	Lap
1	T	4.0012	7.9357	86.7847
	S	97.641	93.049	101.175
2	T	3.9684	7.9055	86.0319
	S	98.448	93.404	102.060
3	T	4.0283	7.9918	86.1659
	S	96.984	92.396	101.901
4	T	4.0073	7.9248	86.1600
	S	97.493	93.177	101.908
5	T	4.0166	7.9303	101.3429
	S	97.267	93.112	86.641
6	T	3.9657	7.8919	387.0905
	S	98.515	93.565	22.683
7	T	4.0194	7.8726	85.8895
	S	97.199	93.795	102.229
8	T	3.9849	7.8988	85.7658
	S	98.041	93.484	102.376
9	T	3.9844	7.9441	100.5613
	S	98.053	92.951	87.314
10	T	3.9165	7.8794	298.4547
	S	99.753	93.714	29.420
11	T	4.0027	7.8963	86.0960
	S	97.605	93.513	101.984
12	T	4.0986	7.8413	100.3901
	S	95.321	94.169	87.463
13	T	3.9907	7.8804	377.8858
	S	97.898	93.702	23.236
14	T	4.0253	7.8318	86.5907
	S	97.057	94.283	101.401
15	T	4.0117	7.8741	86.0710
	S	97.386	93.777	102.013
16	T	4.0104	7.9939	99.9590
	S	97.417	92.372	87.840

Event: Chris Griffis Memorial OT - USF2000

Track: Indianapolis Motor Speedway RC

2.439 mile(s)



Report: Section Data Report

USF2000

Session: Test Session 5

September 23, 2018

Section Data for Car 77 - Castro, Andre (R)

Lap	T/S	I2 to I3A	I5 to I6	Lap
1	T	4.1692	8.0371	110.3220
	S	93.707	91.875	79.589
2	T	4.0249	8.0930	86.5836
	S	97.066	91.240	101.410
3	T	4.1763	7.9732	87.9279
	S	93.547	92.611	99.859
4	T	3.9868	7.9136	86.2889
	S	97.994	93.309	101.756
5	T	4.0617	7.9101	86.5098
	S	96.187	93.350	101.496
6	T	3.9809	7.9330	86.6028
	S	98.139	93.081	101.387
7	T	3.9748	7.9716	86.8136
	S	98.290	92.630	101.141
8	T	4.0111	7.9083	86.3365
	S	97.400	93.371	101.700
9	T	3.9955	7.9184	86.5181
	S	97.780	93.252	101.486
10	T	3.9914	7.9509	86.9271
	S	97.881	92.871	101.009
11	T	4.2122	10.1553	113.0111
	S	92.750	72.712	77.695
12	T	4.8713	7.9709	403.1813
	S	80.201	92.638	21.778
13	T	4.0180	7.9518	87.0041
	S	97.233	92.861	100.919
14	T	4.0111	7.9117	86.4576
	S	97.400	93.331	101.557
15	T	4.6431	7.9264	93.2897
	S	84.142	93.158	94.120
16	T	4.3734	7.9276	88.2349
	S	89.331	93.144	99.512
17	T	3.9919	8.5614	110.1359
	S	97.869	86.249	79.723
18	T	4.4153	8.0273	308.6208
	S	88.484	91.987	28.450
19	T	4.0009	8.0166	86.1992
	S	97.648	92.110	101.862

Event: Chris Griffis Memorial OT - USF2000

Track: Indianapolis Motor Speedway RC

2.439 mile(s)



Report: Section Data Report

USF2000

Session: Test Session 5

September 23, 2018

Section Data for Car 77 - Castro, Andre (R)

Lap	T/S	I2 to I3A	I5 to I6	Lap
20	T	4.0368	9.9447	93.8317
	S	96.780	74.252	93.576
21	T	4.2441	8.5443	166.6586
	S	92.053	86.421	52.685

Event: Chris Griffis Memorial OT - USF2000

Track: Indianapolis Motor Speedway RC

2.439 mile(s)



Report: Section Data Report

USF2000

Session: Test Session 5

September 23, 2018

Section Data for Car 8 - Kaminsky, Colin

Lap	T/S	I2 to I3A	I5 to I6	Lap
1	T	4.1939	8.0863	88.9389
	S	93.155	91.316	98.724
2	T	4.1502	8.0421	87.4426
	S	94.136	91.818	100.413
3	T	4.1441	8.0273	87.3612
	S	94.274	91.987	100.507
4	T	4.1763	8.0473	87.7325
	S	93.547	91.759	100.081
5	T	4.1280	8.0198	87.7350
	S	94.642	92.073	100.079
6	T	4.0825	8.0449	87.2039
	S	95.697	91.786	100.688
7	T	4.0866	8.0623	87.0530
	S	95.601	91.588	100.863
8	T	4.1166	7.9917	87.0612
	S	94.904	92.397	100.853
9	T	4.0965	7.9548	87.2362
	S	95.370	92.826	100.651
10	T	4.4107	7.9294	87.3209
	S	88.576	93.123	100.553
11	T	4.1176	8.2779	103.3325
	S	94.881	89.202	84.972
12	T	4.2437	8.0823	386.0311
	S	92.062	91.361	22.745
13	T	4.0698	7.8845	86.5601
	S	95.995	93.653	101.437
14	T	4.1012	7.8471	86.2836
	S	95.260	94.100	101.762
15	T	4.0486	7.8655	86.1112
	S	96.498	93.879	101.966
16	T	4.0818	7.9288	86.1001
	S	95.713	93.130	101.979
17	T	4.1009	7.9414	86.1587
	S	95.267	92.982	101.910
18	T	4.1254	7.9070	86.4045
	S	94.702	93.387	101.620
19	T	4.0972	7.9299	86.5744
	S	95.353	93.117	101.420

Event: Chris Griffis Memorial OT - USF2000

Track: Indianapolis Motor Speedway RC

2.439 mile(s)



Report: Section Data Report

USF2000

Session: Test Session 5

September 23, 2018

Section Data for Car 8 - Kaminsky, Colin

Lap	T/S	I2 to I3A	I5 to I6	Lap
20	T	4.0832	7.9701	86.6249
	S	95.680	92.647	101.361
21	T	4.0993	7.9255	86.4263
	S	95.305	93.169	101.594
22	T	4.0560	7.8861	86.2705
	S	96.322	93.634	101.778
23	T	4.0693	7.9079	86.8942
	S	96.007	93.376	101.047
24	T	4.0873	8.0423	108.8142
	S	95.584	91.816	80.692

Event: Chris Griffis Memorial OT - USF2000

Track: Indianapolis Motor Speedway RC

2.439 mile(s)



Report: Section Data Report

USF2000






Session: Test Session 5

September 23, 2018

Section Data for Car

Report Support Information

Section Legend	
Name	Length
SF to I1	0.254167 miles
I1 to I2	0.252841 miles
I2 to I3A	0.108523 miles
I3A to I3	0.232197 miles
I3 to I4	0.341288 miles
I4 to I5A	0.165720 miles
I5A to I5	0.129167 miles
I5 to I6	0.205114 miles
I6 to I7	0.195265 miles
I7 to I8	0.152462 miles
I8 to I9	0.237879 miles
I9 to SF	0.164394 miles
I2 to I3	0.340720 miles
I4 to I5	0.294886 miles
Lap	2.439000 miles
PI to PO	0.394602 miles
PO to SF	2.239110 miles
SF to PI	2.223106 miles
PO to I2	0.307102 miles
I7 to PI	0.338826 miles
PO to PI	2.023201 miles

Color Legend	
	Fastest Lap
	Section Under Caution
	Section Under Green
	Section Time Data
	Section Speed Data

