

**Event:** Chris Griffis Memorial OT - USF2000  
**Track:** Indianapolis Motor Speedway RC  
**Report:** Section Data Report  
**Session:** Test Session 5

2.439 mile(s)



USF2000

October 22, 2017

**Section Data for Car 20 - Telitz, Aaron**

Lap	T/S	SF to I3A	I3A to I6	I6 to SF	Lap
1	T	21.9771	39.6508	28.4484	90.0763
	S	100.828	97.465	94.909	97.477
2	T		40.6224		176.9096
	S		95.133		49.632
3	T	21.0384	38.9554	27.5627	87.5565
	S	105.327	99.204	97.958	100.283
4	T	21.5068	39.3036	27.5712	88.3816
	S	103.033	98.325	97.928	99.346
5	T	22.4409	40.1130	27.2891	89.8430
	S	98.744	96.341	98.941	97.730
6	T		41.0261		367.8818
	S		94.197		23.867
7	T	21.0055	38.7485	27.4737	87.2277
	S	105.492	99.734	98.276	100.661
8	T	21.0410	38.6185	27.2421	86.9016
	S	105.314	100.070	99.111	101.038
9	T	20.7736	38.5602	27.3033	86.6371
	S	106.669	100.221	98.889	101.347
10	T	20.7247	38.5423	27.1061	86.3731
	S	106.921	100.268	99.609	101.657
11	T		44.0653		777.5211
	S		87.700		11.293
12	T	21.8458	39.1658	28.1811	89.1927
	S	101.434	98.671	95.809	98.443
13	T	20.8674	38.4658	27.4781	86.8113
	S	106.190	100.467	98.260	101.144
14	T	20.6904	38.3471	27.1873	86.2248
	S	107.098	100.778	99.311	101.831
15	T	20.7233	38.3537	27.1342	86.2112
	S	106.928	100.761	99.505	101.848

Event: Chris Griffis Memorial OT - USF2000

Track: Indianapolis Motor Speedway RC

2.439 mile(s)



Report: Section Data Report

USF2000

Session: Test Session 5

October 22, 2017

Section Data for Car 21 - McElrea, Hunter (R)

Lap	T/SF to I3A	I3A to I6	I6 to SF	Lap	
1	T	39.9290		128.0110	
	S	96.785		68.591	
2	T	21.2224	39.0329	27.6234	87.8787
	S	104.414	99.007	97.743	99.915
3	T	21.0141	38.8188	27.4153	87.2482
	S	105.449	99.553	98.485	100.637
4	T	21.0035	38.6775	27.1919	86.8729
	S	105.502	99.917	99.294	101.072
5	T	21.0788	38.7181	27.1670	86.9639
	S	105.125	99.812	99.385	100.966
6	T		38.9904		427.5110
	S		99.115		20.538
7	T	20.8504	38.5919	27.3602	86.8025
	S	106.277	100.139	98.683	101.154
8	T	20.7894	38.5101	27.2519	86.5514
	S	106.588	100.351	99.076	101.447
9	T	20.7275	38.2195	27.0795	86.0265
	S	106.907	101.114	99.706	102.066
10	T	20.7937	38.5707	27.1079	86.4723
	S	106.566	100.194	99.602	101.540
11	T		41.8469		202.3050
	S		92.350		43.402
12	T	21.0470	38.5377	27.4414	87.0261
	S	105.284	100.280	98.391	100.894
13	T	20.7302	38.2521	27.1224	86.1047
	S	106.893	101.028	99.549	101.974
14	T		39.0258		400.3850
	S		99.025		21.930
15	T	20.7852	38.3315	27.2321	86.3488
	S	106.610	100.819	99.148	101.685
16	T	20.6293	38.2121	27.0727	85.9141
	S	107.416	101.134	99.731	102.200
17	T	22.1377	38.1824	27.1076	87.4277
	S	100.097	101.213	99.603	100.430
18	T	20.6020	38.0448	27.0553	85.7021
	S	107.558	101.579	99.796	102.453

**Event:** Chris Griffis Memorial OT - USF2000  
**Track:** Indianapolis Motor Speedway RC  
**Report:** Section Data Report  
**Session:** Test Session 5

2.439 mile(s)   
 USF2000 

**USF2000**  
**October 22, 2017**

**Section Data for Car 22 - Gutierrez, Andres (R)**

Lap	T/SF to I3A	I3A to I6	I6 to SF	Lap	
1	T	41.3442		129.9984	
	S	93.472		67.542	
2	T	21.0712	38.6449	27.6157	87.3318
	S	105.163	100.001	97.770	100.541
3	T	20.8864	38.4617	27.2970	86.6451
	S	106.093	100.478	98.912	101.338
4	T	20.7023	38.2481	27.2292	86.1796
	S	107.037	101.039	99.158	101.885
5	T	21.4858	39.2407	27.1449	87.8714
	S	103.134	98.483	99.466	99.923
6	T		40.0501		427.5550
	S		96.493		20.536
7	T	20.7700	38.3268	27.2046	86.3014
	S	106.688	100.831	99.248	101.741
8	T	21.1749	38.4298	27.0756	86.6803
	S	104.648	100.561	99.721	101.296
9	T	20.6407	38.0748	27.0776	85.7931
	S	107.356	101.499	99.713	102.344
10	T		41.1058		203.0492
	S		94.015		43.243
11	T	20.9166	38.3577	27.5197	86.7940
	S	105.940	100.750	98.112	101.164
12	T	20.6215	37.9820	27.0507	85.6542
	S	107.456	101.747	99.813	102.510
13	T	20.5019	38.6151	26.9220	86.0390
	S	108.083	100.079	100.290	102.051
14	T		38.6714		399.2989
	S		99.933		21.990
15	T	20.7409	38.2311	27.0937	86.0657
	S	106.838	101.084	99.654	102.020
16	T	20.5498	38.2806	27.0514	85.8818
	S	107.831	100.953	99.810	102.238
17	T	53.1063	48.4899	27.1192	128.7154
	S	41.726	79.698	99.560	68.216

**Event:** Chris Griffis Memorial OT - USF2000  
**Track:** Indianapolis Motor Speedway RC  
**Report:** Section Data Report  
**Session:** Test Session 5

2.439 mile(s)   
 USF2000 

**USF2000**  
**October 22, 2017**

**Section Data for Car 23 - Kohl, Lucas**

Lap	T/S	SF to I3A	I3A to I6	I6 to SF	Lap
1	T	21.5823	40.0193	28.2871	89.8887
	S	102.673	96.567	95.450	97.681
2	T	21.0996	39.0202	27.5815	87.7013
	S	105.021	99.040	97.892	100.117
3	T	20.7633	39.0987	27.4078	87.2698
	S	106.722	98.841	98.512	100.612
4	T	20.7929	38.8450	27.3792	87.0171
	S	106.570	99.486	98.615	100.904
5	T	21.9074	39.5190	27.3062	88.7326
	S	101.149	97.790	98.879	98.953
6	T	21.7318	40.8143	27.2408	89.7869
	S	101.966	94.686	99.116	97.792
7	T		41.4182		377.0480
	S		93.305		23.287
8	T	21.4059	39.7237	27.6972	88.8268
	S	103.519	97.286	97.483	98.849
9	T	28.9866	42.5683	28.4200	99.9749
	S	76.446	90.785	95.004	87.826
10	T		39.2591		119.1157
	S		98.437		73.713
11	T	20.7804	38.6447	27.2480	86.6731
	S	106.635	100.002	99.090	101.305
12	T	20.7311	38.7447	27.1975	86.6733
	S	106.888	99.744	99.274	101.305
13	T	20.7421	38.3888	27.4070	86.5379
	S	106.831	100.669	98.515	101.463
14	T	20.6736	38.3849	27.1282	86.1867
	S	107.185	100.679	99.527	101.877
15	T	21.5128	43.7168	27.1582	92.3878
	S	103.004	88.400	99.417	95.039
16	T		38.9303		371.0062
	S		99.268		23.666
17	T	20.6122	38.4676	27.2326	86.3124
	S	107.505	100.462	99.146	101.728
18	T	20.6174	38.4709	27.2957	86.3840
	S	107.478	100.454	98.917	101.644
19	T	20.8339	38.3554	27.2714	86.4607
	S	106.361	100.756	99.005	101.554

**Event:** Chris Griffis Memorial OT - USF2000

**Track:** Indianapolis Motor Speedway RC

2.439 mile(s)



**Report:** Section Data Report

USF2000

**Session:** Test Session 5

October 22, 2017

**Section Data for Car 23 - Kohl, Lucas**

Lap	T/SF to I3A	I3A to I6	I6 to SF	Lap	
20	T	20.6286	38.3406	27.0886	86.0578
	S	107.419	100.795	99.673	102.029

**Event:** Chris Griffis Memorial OT - USF2000  
**Track:** Indianapolis Motor Speedway RC  
**Report:** Section Data Report  
**Session:** Test Session 5

2.439 mile(s)



USF2000

October 22, 2017

**Section Data for Car 24 - Edenholm, Zoey (R)**

Lap	T/S	SF to I3A	I3A to I6	I6 to SF	Lap
1	T	22.5066	41.6333	30.1196	94.2595
	S	98.456	92.823	89.643	93.151
2	T	21.6510	40.4051	28.0362	90.0923
	S	102.347	95.645	96.304	97.460
3	T	21.4294	40.0535	27.8844	89.3673
	S	103.405	96.485	96.828	98.251
4	T	446.4285	49.4862	27.8825	523.7972
	S	4.964	78.093	96.835	16.763
5	T		41.6338		251.1842
	S		92.822		34.956
6	T	21.4128	40.0850	28.0846	89.5824
	S	103.485	96.409	96.138	98.015
7	T	21.1958	52.5857	27.6965	101.4780
	S	104.545	73.490	97.485	86.525
8	T	21.6768	42.6896	27.7480	92.1144
	S	102.225	90.527	97.304	95.321
9	T	21.5216	40.8808	27.6801	90.0825
	S	102.962	94.532	97.543	97.471
10	T	25.6379	40.7400	28.1488	94.5267
	S	86.431	94.859	95.919	92.888
11	T	21.1101	41.0139	27.6939	89.8179
	S	104.969	94.225	97.494	97.758
12	T		40.7570		401.8918
	S		94.819		21.848
13	T	21.2422	40.2730	27.8818	89.3970
	S	104.316	95.959	96.837	98.218
14	T	20.9996	39.8637	27.8460	88.7093
	S	105.521	96.944	96.962	98.979
15	T	21.1785	39.9506	27.6731	88.8022
	S	104.630	96.733	97.568	98.876

**Event:** Chris Griffis Memorial OT - USF2000  
**Track:** Indianapolis Motor Speedway RC  
**Report:** Section Data Report  
**Session:** Test Session 5

2.439 mile(s)



USF2000

October 22, 2017

**Section Data for Car 25 - Finlayson, Elliott (R)**

Lap	T/SF to I3A	I3A to I6	I6 to SF	Lap	
1	T	41.0528		182.0385	
	S	94.136		48.234	
2	T	21.3667	39.1820	27.7565	88.3052
	S	103.709	98.631	97.275	99.432
3	T	20.9814	38.8513	27.3212	87.1539
	S	105.613	99.470	98.824	100.746
4	T	21.3510	38.8494	27.3513	87.5517
	S	103.785	99.475	98.716	100.288
5	T	21.1450	38.9992	27.2843	87.4285
	S	104.796	99.093	98.958	100.429
6	T		39.6511		368.6449
	S		97.464		23.818
7	T	21.0745	38.8482	27.4259	87.3486
	S	105.146	99.478	98.447	100.521
8	T	21.0401	38.5916	27.3728	87.0045
	S	105.318	100.140	98.638	100.919
9	T	20.7380	38.4585	27.1925	86.3890
	S	106.853	100.486	99.292	101.638
10	T	20.6560	38.5632	27.2202	86.4394
	S	107.277	100.213	99.191	101.579
11	T	20.8451	38.8739	27.6908	87.4098
	S	106.304	99.412	97.505	100.451
12	T	20.8531	38.4930	27.3711	86.7172
	S	106.263	100.396	98.644	101.253
13	T	21.2341	38.7859	27.2555	87.2755
	S	104.356	99.638	99.063	100.606
14	T	20.9192	38.5798	27.4036	86.9026
	S	105.927	100.170	98.527	101.037
15	T		43.2731		428.9532
	S		89.306		20.469
16	T	21.7974	39.5235	27.8487	89.1696
	S	101.659	97.778	96.952	98.469
17	T	20.8046	38.5476	27.2468	86.5990
	S	106.511	100.254	99.094	101.391
18	T	20.7575	38.3195	27.7486	86.8256
	S	106.752	100.851	97.302	101.127
19	T	20.6928	38.5363	27.2516	86.4807
	S	107.086	100.283	99.077	101.530

**Event:** Chris Griffis Memorial OT - USF2000  
**Track:** Indianapolis Motor Speedway RC  
**Report:** Section Data Report  
**Session:** Test Session 5

2.439 mile(s) 

**USF2000**  
**October 22, 2017**

**Section Data for Car 27 - O'Keeffe, Callan (R)**

Lap	T/S	SF to I3A	I3A to I6	I6 to SF	Lap
1	T	21.9865	40.4606	28.3557	90.8028
	S	100.785	95.514	95.219	96.697
2	T	20.8360	38.7716	27.3500	86.9576
	S	106.350	99.675	98.720	100.973
3	T	20.6605	38.4533	27.2406	86.3544
	S	107.253	100.500	99.117	101.679
4	T	21.1104	38.2347	27.0876	86.4327
	S	104.968	101.074	99.677	101.587
5	T	20.7530	38.3484	27.1264	86.2278
	S	106.775	100.775	99.534	101.828
6	T		44.2340		536.3766
	S		87.366		16.370
7	T	20.7264	38.3499	27.2178	86.2941
	S	106.912	100.771	99.200	101.750
8	T	20.6800	38.2502	27.1059	86.0361
	S	107.152	101.033	99.609	102.055
9	T	20.7326	38.4079	27.1005	86.2410
	S	106.880	100.619	99.629	101.812
10	T	20.6324	38.4694	27.1112	86.2130
	S	107.399	100.458	99.590	101.845
11	T		45.1591		294.5808
	S		85.576		29.806
12	T		41.8819		396.8603
	S		92.272		22.125
13	T	20.8056	40.7254	27.2932	88.8242
	S	106.505	94.893	98.926	98.851
14	T	20.7013	38.4808	27.1058	86.2879
	S	107.042	100.428	99.610	101.757
15	T	20.6615	38.1900	27.0946	85.9461
	S	107.248	101.193	99.651	102.162
16	T	21.0050	39.8172	27.1113	87.9335
	S	105.494	97.057	99.589	99.853



**Event:** Chris Griffis Memorial OT - USF2000  
**Track:** Indianapolis Motor Speedway RC  
**Report:** Section Data Report  
**Session:** Test Session 5

2.439 mile(s) 

**USF2000**  
**October 22, 2017**

**Section Data for Car 31 - Lindh, Rasmus (R)**

Lap	T/SF to I3A	I3A to I6	I6 to SF	Lap	
1	T	41.1006		156.3314	
	S	94.026		56.165	
2	T	21.3515	40.4519	27.9547	89.7581
	S	103.782	95.534	96.585	97.823
3	T	20.9259	39.3888	28.1438	88.4585
	S	105.893	98.113	95.936	99.260
4	T	20.8753	39.7161	27.2373	87.8287
	S	106.150	97.304	99.129	99.972
5	T	21.3032	41.2453	27.1421	89.6906
	S	104.018	93.697	99.476	97.897
6	T		42.9884		388.4952
	S		89.897		22.601
7	T	21.2392	39.0440	28.0014	88.2846
	S	104.331	98.979	96.424	99.456
8	T	20.8229	38.3849	27.2206	86.4284
	S	106.417	100.679	99.190	101.592
9	T	20.5149	38.2330	27.0312	85.7791
	S	108.015	101.079	99.885	102.361
10	T	20.9477	39.0170	27.1306	87.0953
	S	105.783	99.048	99.519	100.814
11	T	20.5487	38.3412	27.1178	86.0077
	S	107.837	100.794	99.566	102.089
12	T	20.7389	38.3202	27.0418	86.1009
	S	106.848	100.849	99.845	101.978
13	T	20.5564	38.7608	27.0493	86.3665
	S	107.797	99.702	99.818	101.664
14	T		45.5627		531.2008
	S		84.818		16.529
15	T	28.1939	39.6804	30.1606	98.0349
	S	78.595	97.392	89.521	89.564
16	T	20.8272	38.3033	27.2650	86.3955
	S	106.395	100.893	99.028	101.630
17	T	20.7083	38.6608	26.9951	86.3642
	S	107.006	99.960	100.018	101.667

**Event:** Chris Griffis Memorial OT - USF2000  
**Track:** Indianapolis Motor Speedway RC  
**Report:** Section Data Report  
**Session:** Test Session 5

2.439 mile(s)   
 USF2000  
 powered by 

**USF2000**  
**October 22, 2017**

**Section Data for Car 32 - Conwright, Jaden (R)**

Lap	T/SF to I3A	I3A to I6	I6 to SF	Lap	
1	T	25.3306	45.3631	30.8147	101.5084
	S	87.480	85.191	87.621	86.499
2	T	23.2552	44.4795	29.8547	97.5894
	S	95.287	86.884	90.438	89.973
3	T	25.5149	46.9735	29.4504	101.9388
	S	86.848	82.271	91.680	86.134
4	T	21.5464	39.1754	27.4223	88.1441
	S	102.844	98.647	98.460	99.614
5	T	24.3120	47.0735	27.5864	98.9719
	S	91.145	82.096	97.874	88.716
6	T		41.3062		370.5835
	S		93.558		23.693
7	T	20.9426	38.6818	27.3878	87.0122
	S	105.809	99.906	98.584	100.910
8	T	20.9743	39.1599	27.3141	87.4483
	S	105.649	98.686	98.850	100.407
9	T	20.8159	38.8057	27.2107	86.8323
	S	106.453	99.587	99.226	101.119
10	T	20.7809	38.5390	27.2826	86.6025
	S	106.632	100.276	98.964	101.387
11	T	20.7515	38.5484	27.2541	86.5540
	S	106.783	100.252	99.068	101.444
12	T	21.5396	38.6458	27.2566	87.4420
	S	102.876	99.999	99.059	100.414
13	T	20.6647	39.1796	27.2176	87.0619
	S	107.232	98.637	99.201	100.852
14	T	20.6817	38.6260	27.1849	86.4926
	S	107.143	100.050	99.320	101.516
15	T		47.9909		449.5448
	S		80.527		19.532
16	T	23.6982	40.3883	29.4820	93.5685
	S	93.505	95.685	91.581	93.839
17	T	20.7729	38.5535	27.4943	86.8207
	S	106.673	100.239	98.202	101.133
18	T	20.6368	38.6463	27.2644	86.5475
	S	107.377	99.998	99.030	101.452

**Event:** Chris Griffis Memorial OT - USF2000  
**Track:** Indianapolis Motor Speedway RC  
**Report:** Section Data Report  
**Session:** Test Session 5

2.439 mile(s)



USF2000

October 22, 2017

**Section Data for Car 33 - Rowe, Myles (R)**

Lap	T/SF to I3A	I3A to I6	I6 to SF	Lap	
1	T	23.4446	41.0091	28.4708	92.9245
	S	94.517	94.236	94.834	94.490
2	T	21.5154	40.2894	27.8848	89.6896
	S	102.992	95.920	96.827	97.898
3	T	21.3981	39.2894	27.7104	88.3979
	S	103.556	98.361	97.436	99.328
4	T	22.0028	39.3563	27.5664	88.9255
	S	100.710	98.194	97.945	98.739
5	T		41.3935		395.7760
	S		93.361		22.185
6	T	21.1548	39.1523	28.7243	89.0314
	S	104.747	98.705	93.997	98.621
7	T	20.9806	38.8815	27.5822	87.4443
	S	105.617	99.393	97.889	100.411
8	T	20.8531	38.8693	27.5000	87.2224
	S	106.263	99.424	98.182	100.667
9	T	20.9730	38.8950	27.3449	87.2129
	S	105.655	99.358	98.739	100.678
10	T	20.8230	38.7519	27.3764	86.9513
	S	106.416	99.725	98.625	100.981
11	T	20.7907	38.7746	27.4372	87.0025
	S	106.582	99.667	98.407	100.921
12	T	20.9263	38.7456	27.7549	87.4268
	S	105.891	99.742	97.280	100.431
13	T	20.8139	38.8330	27.4259	87.0728
	S	106.463	99.517	98.447	100.840
14	T		43.7393		421.2744
	S		88.354		20.842
15	T	22.1697	40.1712	28.1472	90.4881
	S	99.952	96.202	95.924	97.034
16	T	20.9767	38.6563	27.4238	87.0568
	S	105.637	99.972	98.455	100.858
17	T	20.9065	38.6587	27.3581	86.9233
	S	105.991	99.966	98.691	101.013
18	T	20.8107	38.6113	27.3367	86.7587
	S	106.479	100.088	98.768	101.205

**Event:** Chris Griffis Memorial OT - USF2000  
**Track:** Indianapolis Motor Speedway RC  
**Report:** Section Data Report  
**Session:** Test Session 5

2.439 mile(s)



USF2000

October 22, 2017

**Section Data for Car 34 - Cook, Sabre (R)**

Lap	T/SF to I3A	I3A to I6	I6 to SF	Lap	
1	T	41.0086		132.1286	
	S	94.237		66.453	
2	T	21.5614	39.6730	27.9863	89.2207
	S	102.772	97.410	96.476	98.412
3	T	21.0835	39.1602	27.6379	87.8816
	S	105.102	98.686	97.692	99.912
4	T	21.0316	38.9960	27.3993	87.4269
	S	105.361	99.101	98.543	100.431
5	T	21.0255	39.0773	27.4458	87.5486
	S	105.392	98.895	98.376	100.292
6	T		41.4661		416.4199
	S		93.198		21.085
7	T	20.9304	38.9616	27.5166	87.4086
	S	105.870	99.189	98.123	100.452
8	T	21.2773	39.3540	27.3644	87.9957
	S	104.144	98.200	98.668	99.782
9	T	20.8712	38.8671	27.2042	86.9425
	S	106.171	99.430	99.249	100.991
10	T	21.3270	39.9826	27.3900	88.6996
	S	103.902	96.656	98.576	98.990
11	T	20.8892	38.9514	27.3752	87.2158
	S	106.079	99.215	98.629	100.674
12	T	20.9054	39.0684	27.4325	87.4063
	S	105.997	98.917	98.423	100.455
13	T		49.5143		602.2088
	S		78.049		14.580
14	T	21.6893	39.8356	28.5601	90.0850
	S	102.166	97.012	94.537	97.468
15	T	21.0010	39.1292	27.6352	87.7654
	S	105.514	98.764	97.701	100.044
16	T	20.9326	38.9173	27.5386	87.3885
	S	105.859	99.301	98.044	100.475
17	T	20.7341	38.8741	27.3280	86.9362
	S	106.873	99.412	98.800	100.998

**Event:** Chris Griffis Memorial OT - USF2000  
**Track:** Indianapolis Motor Speedway RC  
**Report:** Section Data Report  
**Session:** Test Session 5

2.439 mile(s) 

**USF2000**  
**October 22, 2017**

**Section Data for Car 36 - Keane, Darren**

Lap	T/SF to I3A	I3A to I6	I6 to SF	Lap	
1	T	39.6430		130.5943	
	S	97.484		67.234	
2	T	21.0545	38.6848	27.4706	87.2099
	S	105.246	99.898	98.287	100.681
3	T	20.7356	38.5082	27.1937	86.4375
	S	106.865	100.356	99.288	101.581
4	T	20.9037	38.4455	27.0848	86.4340
	S	106.006	100.520	99.687	101.585
5	T	20.9207	38.3011	27.5062	86.7280
	S	105.919	100.899	98.160	101.241
6	T		39.8549		423.0119
	S		96.965		20.757
7	T	21.2223	39.6779	27.2793	88.1795
	S	104.414	97.398	98.976	99.574
8	T	20.7158	38.2687	27.1348	86.1193
	S	106.967	100.984	99.503	101.956
9	T	20.5779	38.7023	27.0237	86.3039
	S	107.684	99.853	99.912	101.738
10	T	20.5984	38.3403	27.1493	86.0880
	S	107.577	100.796	99.450	101.993
11	T	20.5704	38.2572	27.4597	86.2873
	S	107.723	101.015	98.326	101.758
12	T		350.5109		560.9725
	S		11.025		15.652
13	T		40.1227		183.5827
	S		96.318		47.828
14	T	20.9704	38.6212	27.4069	86.9985
	S	105.668	100.063	98.515	100.926
15	T	20.6089	38.0511	27.1697	85.8297
	S	107.522	101.562	99.375	102.300
16	T	20.4231	37.8761	26.8432	85.1424
	S	108.500	102.031	100.584	103.126

**Event:** Chris Griffis Memorial OT - USF2000  
**Track:** Indianapolis Motor Speedway RC  
**Report:** Section Data Report  
**Session:** Test Session 5

2.439 mile(s)



USF2000

October 22, 2017

**Section Data for Car 37 - Osborne, David (R)**

Lap	T/SF to I3A	I3A to I6	I6 to SF	Lap	
1	T	40.1911		136.5849	
	S	96.154		64.285	
2	T	21.1248	41.0361	27.9783	90.1392
	S	104.896	94.174	96.503	97.409
3	T	20.9995	39.2410	27.6601	87.9006
	S	105.522	98.482	97.614	99.890
4	T	21.0684	39.0666	27.6160	87.7510
	S	105.177	98.922	97.769	100.060
5	T	20.9941	39.0164	27.3770	87.3875
	S	105.549	99.049	98.623	100.477
6	T		43.8724		417.6562
	S		88.086		21.023
7	T		40.6835		205.2514
	S		94.990		42.779
8	T		41.9823		931.5166
	S		92.052		9.426
9	T	21.1966	39.2424	27.9579	88.3969
	S	104.541	98.479	96.574	99.329
10	T	20.7547	38.9921	27.4119	87.1587
	S	106.767	99.111	98.497	100.740
11	T	20.7367	38.7000	27.2184	86.6551
	S	106.859	99.859	99.198	101.326
12	T	20.9222	38.7845	27.2079	86.9146
	S	105.912	99.641	99.236	101.023

**Event:** Chris Griffis Memorial OT - USF2000  
**Track:** Indianapolis Motor Speedway RC  
**Report:** Section Data Report  
**Session:** Test Session 5

2.439 mile(s) 

**USF2000**  
**October 22, 2017**

**Section Data for Car 38 - DeLuzuriaga, Oscar (R)**

Lap	T/SF to I3A	I3A to I6	I6 to SF	Lap
1	T	44.1516		138.8952
	S	87.529		63.216
2	T	23.2403	30.8253	97.2616
	S	95.348	87.590	90.276
3	T	22.1697	29.0643	93.6322
	S	99.952	92.897	93.775
4	T	23.0268	29.0523	95.7775
	S	96.232	92.936	91.675
5	T	25.7329	28.2491	97.9088
	S	86.112	95.578	89.679
6	T	46.2240		378.3300
	S	83.605		23.208
7	T	22.2060	30.2301	94.5265
	S	99.789	89.315	92.888
8	T	22.2866	36.1973	100.2367
	S	99.428	74.591	87.597
9	T	21.7575	28.7883	91.9050
	S	101.846	93.788	95.538
10	T	21.6962	28.7183	91.4338
	S	102.134	94.017	96.030
11	T	21.7042	28.2504	92.1419
	S	102.096	95.574	95.292
12	T	21.5656	28.0604	90.4516
	S	102.752	96.221	97.073
13	T	21.7525	27.8164	90.5441
	S	101.869	97.065	96.974
14	T	22.4201	27.9196	92.6242
	S	98.835	96.706	94.796
15	T	42.3359		392.5175
	S	91.283		22.369
16	T	21.7002	28.9688	91.6632
	S	102.115	93.204	95.790
17	T	21.6506	28.2949	90.3866
	S	102.349	95.424	97.143
18	T	21.3972	27.8679	91.3388
	S	103.561	96.886	96.130

**Event:** Chris Griffis Memorial OT - USF2000  
**Track:** Indianapolis Motor Speedway RC  
**Report:** Section Data Report  
**Session:** Test Session 5

2.439 mile(s)



USF2000

October 22, 2017

**Section Data for Car 80 - D'Orlando, Michael (R)**

Lap	T/SF to I3A	I3A to I6	I6 to SF	Lap	
1	T	40.8693		137.4459	
	S	94.559		63.883	
2	T	21.2266	39.3022	27.9853	88.5141
	S	104.393	98.329	96.479	99.198
3	T	20.9159	39.3260	27.5323	87.7742
	S	105.944	98.269	98.067	100.034
4	T	21.1718	38.8704	27.5535	87.5957
	S	104.663	99.421	97.991	100.238
5	T	27.3142	40.1314	27.4424	94.8880
	S	81.127	96.297	98.388	92.534
6	T		40.5682		409.5626
	S		95.260		21.438
7	T	21.9550	39.7478	27.5536	89.2564
	S	100.930	97.227	97.991	98.373
8	T	20.8259	38.9005	27.3658	87.0922
	S	106.402	99.344	98.663	100.817
9	T	20.6804	38.5119	27.2011	86.3934
	S	107.150	100.347	99.261	101.633
10	T	20.6072	38.4446	27.2024	86.2542
	S	107.531	100.522	99.256	101.797
11	T	20.6940	40.5792	27.1175	88.3907
	S	107.080	95.235	99.567	99.336
12	T	20.7468	38.5497	27.1341	86.4306
	S	106.807	100.248	99.506	101.589
13	T	20.7193	38.5111	27.1211	86.3515
	S	106.949	100.349	99.553	101.682
14	T		39.0432		507.6967
	S		98.981		17.295
15	T	21.0250	38.6605	27.1952	86.8807
	S	105.394	99.961	99.282	101.063
16	T	20.6533	38.5877	27.2512	86.4922
	S	107.291	100.150	99.078	101.517
17	T	20.7378	38.3362	27.1577	86.2317
	S	106.854	100.807	99.419	101.823
18	T	20.6688	38.5678	26.9944	86.2310
	S	107.210	100.201	100.021	101.824



**Event:** Chris Griffis Memorial OT - USF2000  
**Track:** Indianapolis Motor Speedway RC  
**Report:** Section Data Report  
**Session:** Test Session 5

2.439 mile(s)



USF2000

October 22, 2017

**Section Data for Car 81 - Loomis, Jacob (R)**

Lap	T/SF to I3A	I3A to I6	I6 to SF	Lap
1	T	41.6485		175.4064
	S	92.790		50.057
2	T	21.7602	28.4353	90.2009
	S	101.833	94.952	97.343
3	T	21.4412	27.6447	88.3615
	S	103.348	97.668	99.369
4	T	21.7025	27.6492	88.5750
	S	102.104	97.652	99.130
5	T	23.3313	27.4627	92.9952
	S	94.976	98.315	94.418
6	T	41.0164		366.3304
	S	94.220		23.969
7	T	21.3811	27.5807	89.7519
	S	103.639	97.895	97.830
8	T	21.0249	27.3781	87.2932
	S	105.395	98.619	100.585
9	T	21.0629	27.2762	86.7375
	S	105.204	98.987	101.230
10	T	20.9518	27.2039	86.6114
	S	105.762	99.250	101.377
11	T	20.8096	27.3145	86.9611
	S	106.485	98.849	100.969
12	T	20.7751	27.1904	86.2824
	S	106.662	99.300	101.764
13	T	20.7771	27.2184	86.5384
	S	106.652	99.198	101.462
14	T			507.8266
	S	39.0976		17.290
15	T	20.8791	27.3594	86.8236
	S	106.130	98.686	101.129
16	T	20.6548	27.1543	86.1817
	S	107.283	99.432	101.882
17	T	20.6652	27.1631	86.2358
	S	107.229	99.400	101.819
18	T	20.5435	27.0957	85.8514
	S	107.864	99.647	102.274

**Event:** Chris Griffis Memorial OT - USF2000  
**Track:** Indianapolis Motor Speedway RC  
**Report:** Section Data Report  
**Session:** Test Session 5

2.439 mile(s)



USF2000

October 22, 2017

**Section Data for Car 90 - Gordon, Justin (R)**

Lap	T/SF to I3A	I3A to I6	I6 to SF	Lap	
1	T	40.3112		132.5836	
	S	95.868		66.225	
2	T	21.3074	39.2024	27.6828	88.1926
	S	103.997	98.579	97.533	99.559
3	T	20.9605	39.6480	27.4936	88.1021
	S	105.718	97.471	98.205	99.662
4	T	20.8819	38.8422	27.4867	87.2108
	S	106.116	99.493	98.229	100.680
5	T	21.2693	39.5226	27.5028	88.2947
	S	104.183	97.781	98.172	99.444
6	T		42.2082		416.5490
	S		91.559		21.079
7	T	21.1602	39.5328	27.9015	88.5945
	S	104.721	97.755	96.769	99.108
8	T	20.8356	38.8179	27.5873	87.2408
	S	106.352	99.556	97.871	100.646
9	T	20.7379	38.5893	27.3188	86.6460
	S	106.853	100.146	98.833	101.336
10	T	20.8497	38.8651	27.7157	87.4305
	S	106.280	99.435	97.418	100.427
11	T	20.7406	39.0056	27.3472	87.0934
	S	106.839	99.077	98.730	100.816
12	T	20.7110	38.6934	27.3293	86.7337
	S	106.992	99.876	98.795	101.234
13	T	20.6989	38.8394	27.3678	86.9061
	S	107.054	99.501	98.656	101.033
14	T	20.9760	39.1971	27.5294	87.7025
	S	105.640	98.593	98.077	100.116
15	T		38.9651		420.8669
	S		99.180		20.863
16	T	21.0237	38.6838	27.4494	87.1569
	S	105.401	99.901	98.363	100.742
17	T	20.7191	38.7560	27.2923	86.7674
	S	106.950	99.715	98.929	101.195
18	T	20.6947	38.6280	27.3514	86.6741
	S	107.076	100.045	98.715	101.304
19	T	20.6876	39.0190	27.2725	86.9791
	S	107.113	99.043	99.001	100.948

Event: Chris Griffis Memorial OT - USF2000

Track: Indianapolis Motor Speedway RC

2.439 mile(s)



Report: Section Data Report

USF2000






Session: Test Session 5

October 22, 2017

Section Data for Car

Report Support Information

Section Legend	
Name	Length
SF to I3A	0.615530 miles
I3A to I6	1.073485 miles
I6 to SF	0.750000 miles
Lap	2.439000 miles

Color Legend	
	Fastest Lap
	Section Under Caution
	Section Under Green
	Section Time Data
	Section Speed Data

