

Event: Chris Griffis Memorial OT - USF2000

Track: Indianapolis Motor Speedway RC

2.439 mile(s)



Report: Section Data Report

USF2000 Championship

Session: Test Session 6

October 20, 2019

Section Data for Car 11 - Porto, Kiko (R)

Lap	T/SF to I1	I1 to I2	I2 to I3A	I3A to I4	I5 to I6	I6 to I8	I8 to SF	Lap	
1	T	6.7234	10.2690	4.1434	18.6078	8.0627	13.5591	13.7994	87.3024
	S	136.092	88.638	94.290	110.951	91.583	92.323	104.945	100.575
2	T	6.7257	10.1926	4.0855	18.5993	8.0866	13.5538	13.8032	87.1493
	S	136.045	89.303	95.626	111.001	91.313	92.359	104.916	100.751
3	T	6.7098	10.0633	4.0692	18.6408	8.2642	13.7917	13.7935	87.8962
	S	136.368	90.450	96.009	110.754	89.350	90.766	104.990	99.895
4	T	6.6117	10.3579	4.0470	19.2550	8.1313	13.5797	13.8492	87.9066
	S	138.391	87.878	96.536	107.221	90.811	92.183	104.568	99.883
5	T	6.7082	10.0444	4.0828	18.6679	8.1376	13.5229	13.8402	86.9805
	S	136.400	90.620	95.690	110.593	90.740	92.570	104.636	100.947
6	T	6.7062	9.9985	4.0450	18.6551	8.0982	13.4921	13.7814	86.7318
	S	136.441	91.036	96.584	110.669	91.182	92.782	105.082	101.236
7	T	6.6800	10.2640	4.1082	18.8207	8.0989			101.0773
	S	136.976	88.682	95.098	109.695	91.174			86.868
8	T			4.0947	18.6378	8.0671	13.4301	13.8075	275.5632
	S			95.412	110.772	91.533	93.210	104.884	31.863
9	T	6.6896	10.0331	4.0393	18.5300	8.0607	13.4128	13.7632	86.4965
	S	136.779	90.722	96.720	111.416	91.606	93.330	105.221	101.512
10	T	6.6479	10.0508	4.0386	18.5324	8.0446	13.4152	13.7057	86.3894
	S	137.637	90.563	96.737	111.402	91.789	93.313	105.663	101.637
11	T	6.6293	10.0159	4.0732	18.5616	8.1948	14.3147	13.7190	87.4288
	S	138.024	90.878	95.915	111.227	90.107	87.450	105.560	100.429
12	T	6.6945	9.9007	4.0528	18.5684	8.0594	13.5078	13.6982	86.4498
	S	136.679	91.936	96.398	111.186	91.621	92.674	105.721	101.566
13	T	6.6718	11.0093	4.4518	18.7937	8.0989	13.7061	13.6491	88.2772
	S	137.144	82.678	87.758	109.853	91.174	91.333	106.101	99.464
14	T	6.6644	13.6765	5.9512	19.3074	8.1275	13.5594	13.6902	92.9167
	S	137.297	66.554	65.648	106.930	90.853	92.321	105.782	94.498
15	T	6.6334	10.0576	4.0086	18.6639	8.3048			102.4522
	S	137.938	90.501	97.461	110.617	88.914			85.702
16	T			4.3073	19.4615	8.3052	13.8567	13.6906	315.8468
	S			90.702	106.084	88.909	90.340	105.779	27.800
17	T	6.7095	10.1353	4.0375	18.5421	8.0184	13.5562	13.7511	86.5927
	S	136.374	89.808	96.763	111.344	92.089	92.343	105.314	101.399
18	T	6.7041	10.1184	3.9823	18.5425	8.0332	13.3846	13.6810	86.3800
	S	136.484	89.958	98.105	111.341	91.920	93.527	105.854	101.649
19	T	6.6867	10.0307	3.9989	18.4761	8.0137	13.4174	13.7418	86.2569
	S	136.839	90.744	97.697	111.741	92.143	93.298	105.385	101.794

Event: Chris Griffis Memorial OT - USF2000

Track: Indianapolis Motor Speedway RC

2.439 mile(s)



Report: Section Data Report

USF2000 Championship

Session: Test Session 6

October 20, 2019

Section Data for Car 11 - Porto, Kiko (R)

Lap	T/SF to I1	I1 to I2	I2 to I3A	I3A to I4	I5 to I6	I6 to I8	I8 to SF	Lap	
20	T	6.6577	9.9760	4.0360	18.6088	8.2463	14.5751	13.6697	88.4560
	S	137.435	91.242	96.799	110.945	89.544	85.887	105.941	99.263
21	T	6.6764	10.0040	4.0141	18.5742	8.1183	13.5621	13.6429	86.5194
	S	137.050	90.986	97.327	111.151	90.956	92.303	106.149	101.485
22	T	6.6773	9.9758	4.0085	18.5580	8.0563	13.5594	13.6149	86.4237
	S	137.031	91.244	97.463	111.248	91.656	92.321	106.367	101.597
23	T	6.6208	10.0418	4.0367	18.5902	9.0220			97.5902
	S	138.201	90.644	96.782	111.056	81.845			89.972
24	T	6.6364	10.0086	4.0305	18.6645	8.0597	13.4975	13.6620	86.5272
	S	137.876	90.945	96.931	110.613	91.617	92.744	106.001	101.476
25	T	6.5559	10.0261	4.0605	18.6728	8.0696	13.4181	13.6408	86.4812
	S	139.569	90.786	96.215	110.564	91.505	93.293	106.165	101.530
26	T	6.5945	11.2150	4.5495	19.5481	8.7690			
	S	138.752	81.162	85.874	105.614	84.207			

Event: Chris Griffis Memorial OT - USF2000
Track: Indianapolis Motor Speedway RC
Report: Section Data Report
Session: Test Session 6

2.439 mile(s)



USF2000 Championship
October 20, 2019

Section Data for Car 21 - Sundaramoorthy, Yuven

Lap	T/SF to I1	I1 to I2	I2 to I3A	I3A to I4	I5 to I6	I6 to I8	I8 to SF	Lap	
1	T	6.8199	10.0908	4.0483	18.6697	8.1788	13.5052	13.7076	87.0967
	S	134.166	90.204	96.505	110.583	90.283	92.692	105.648	100.812
2	T	6.7825	9.9479	4.0808	18.6365	7.9255	13.4081	13.7083	86.3831
	S	134.906	91.499	95.737	110.780	93.169	93.363	105.643	101.645
3	T	6.7522	9.8822	4.1141	18.6728	8.0110	13.3801	13.7099	86.4173
	S	135.511	92.108	94.962	110.564	92.174	93.558	105.630	101.605
4	T	6.7573	9.9520	4.0387	18.7252	8.0335	13.4197	13.7241	86.5987
	S	135.409	91.462	96.735	110.255	91.916	93.282	105.521	101.392
5	T	6.7782	9.9816	4.0283	18.6642	7.9665			98.0840
	S	134.992	91.191	96.984	110.615	92.689			89.519
6	T			4.0633	18.8685	8.1103	13.3981	13.7184	258.0510
	S			96.149	109.418	91.046	93.433	105.565	34.026
7	T	6.8164	10.2426	4.2291	18.6315	8.2437	13.5213	13.7370	87.4070
	S	134.235	88.867	92.379	110.809	89.573	92.581	105.422	100.454
8	T	6.7633	9.9696	3.9987	18.5350	8.0465	14.7657	14.2688	88.2018
	S	135.289	91.300	97.702	111.386	91.768	84.779	101.493	99.549
9	T	6.7794	10.0615	4.0520	18.5920	7.9956	13.3984	13.7233	86.3836
	S	134.968	90.466	96.417	111.045	92.352	93.430	105.527	101.644
10	T	6.7298	9.9252	4.0259	18.5859	8.0276	13.3604	13.8328	86.3370
	S	135.962	91.709	97.042	111.081	91.984	93.696	104.692	101.699
11	T	6.7227	10.0422	4.0144	18.4990	8.0076	13.4232	13.7462	86.2593
	S	136.106	90.640	97.320	111.603	92.214	93.258	105.351	101.791
12	T	6.7092	9.8660	4.0202	18.5574	8.0456	13.5038	13.7092	86.2667
	S	136.380	92.259	97.180	111.252	91.778	92.701	105.636	101.782
13	T	6.7058	9.8098	4.0691	18.6345	8.0248	13.4229	13.6943	86.1765
	S	136.449	92.788	96.012	110.792	92.016	93.260	105.751	101.889
14	T	6.6851	9.8922	4.0043	18.6163	8.0370	13.5126	13.7002	86.2521
	S	136.872	92.015	97.566	110.900	91.876	92.641	105.705	101.799
15	T	6.6933	9.9958	4.0406	18.5557	8.0932	13.5475	13.6653	86.3675
	S	136.704	91.061	96.689	111.262	91.238	92.402	105.975	101.663
16	T	6.7004	10.1078	4.0446	18.7511	7.9422			97.4325
	S	136.559	90.052	96.593	110.103	92.973			90.118
17	T			4.3301	19.6627	8.3596	21.2243	13.7716	308.3631
	S			90.225	104.998	88.331	58.980	105.157	28.474
18	T	6.6400	12.1008	4.5685	18.8932	8.0946	13.7504	13.6639	89.9922
	S	137.801	75.220	85.516	109.275	91.222	91.039	105.986	97.568
19	T	6.7016	9.9633	4.0563	18.4390	7.9486	13.2894	13.6954	85.8540
	S	136.535	91.358	96.315	111.966	92.898	94.197	105.742	102.271

Event: Chris Griffis Memorial OT - USF2000
Track: Indianapolis Motor Speedway RC
Report: Section Data Report
Session: Test Session 6

2.439 mile(s)



USF2000 Championship
October 20, 2019

Section Data for Car 21 - Sundaramoorthy, Yuven

Lap	T/SF to I1	I1 to I2	I2 to I3A	I3A to I4	I5 to I6	I6 to I8	I8 to SF	Lap	
20	T	6.6734	9.9354	4.0438	18.4761	7.9108	13.3711	13.6208	85.8233
	S	137.112	91.615	96.613	111.741	93.342	93.621	106.321	102.308
21	T	6.5934	9.9393	4.0460	18.3566	8.1160	13.8435	13.6032	86.7866
	S	138.775	91.579	96.560	112.469	90.982	90.426	106.459	101.172
22	T	6.6366	9.8182	4.0743	27.9274	8.1028	13.4551	13.6671	97.3417
	S	137.872	92.708	95.889	73.925	91.130	93.037	105.961	90.202
23	T	6.6790	9.8505	4.0438	18.5212	7.9646	13.4460	13.6350	86.0286
	S	136.997	92.404	96.613	111.469	92.711	93.100	106.211	102.064
24	T	6.6128	10.0276	4.0640	18.6688	8.3561	14.3777	13.6715	88.0644
	S	138.368	90.772	96.132	110.588	88.368	87.067	105.927	99.704
25	T	6.6624	9.9364	4.0564	18.6030	7.8732			
	S	137.338	91.605	96.312	110.979	93.788			

Event: Chris Griffis Memorial OT - USF2000

Track: Indianapolis Motor Speedway RC

2.439 mile(s)



Report: Section Data Report

USF2000 Championship

Session: Test Session 6

October 20, 2019

Section Data for Car 22 - Bouthoorn, Rick (R)

Lap	T/SF to I1	I1 to I2	I2 to I3A	I3A to I4	I5 to I6	I6 to I8	I8 to SF	Lap	
1	T	6.6507	10.2252	4.0484	18.5240	8.0499	13.7185	13.5263	86.8372
	S	137.580	89.018	96.503	111.452	91.729	91.250	107.064	101.113
2	T	6.6212	10.2982	4.0721	18.5236	7.9503	13.5771	13.5762	86.6620
	S	138.192	88.387	95.941	111.455	92.878	92.201	106.671	101.318
3	T	6.6250	10.0065	4.1467	18.5985	8.0605	13.6255	13.5688	86.5807
	S	138.113	90.964	94.215	111.006	91.608	91.873	106.729	101.413
4	T	6.6534	9.9972	4.0548	18.6282	8.1167	13.7928	13.6073	86.7623
	S	137.524	91.048	96.350	110.829	90.974	90.759	106.427	101.201
5	T	6.6579	10.0146	4.0970	18.5656	8.0501	13.6970	13.6594	86.7158
	S	137.431	90.890	95.358	111.203	91.727	91.394	106.021	101.255
6	T	6.7306	10.2048	4.0500	18.6611	8.0968			98.5589
	S	135.946	89.196	96.465	110.634	91.198			89.088
7	T			4.4013	18.8616	7.9895	13.6865	13.5761	275.9334
	S			88.765	109.458	92.422	91.464	106.671	31.821
8	T	6.6617	10.0916	4.0600	18.6085	8.0690	13.5760	13.5237	86.4967
	S	137.352	90.197	96.227	110.946	91.512	92.208	107.085	101.511
9	T	6.6011	10.0558	4.0317	18.4430	12.6520	15.3381	13.5500	92.9269
	S	138.613	90.518	96.903	111.942	58.363	81.615	106.877	94.487
10	T	6.6245	9.9756	4.0227	18.4505	8.0871	14.0646	13.6418	86.8624
	S	138.124	91.245	97.119	111.896	91.307	89.005	106.158	101.084
11	T	6.6646	10.1045	4.0448	18.5608	8.0929	13.9168	13.6853	87.0548
	S	137.293	90.081	96.589	111.231	91.242	89.950	105.820	100.861
12	T	6.6589	10.2854	4.0453	18.6049	8.1439			98.6663
	S	137.410	88.497	96.577	110.968	90.670			88.991
13	T			4.0065	18.7637	8.0456	13.6719	13.5023	248.4257
	S			97.512	110.029	91.778	91.561	107.254	35.344
14	T	6.6485	10.2491	4.0665	18.5850	8.1053	13.7784	13.5324	86.8382
	S	137.625	88.810	96.073	111.087	91.102	90.854	107.016	101.112
15	T	6.6345	10.0465	3.9785	18.6305	8.1711	13.8228	13.7593	87.1228
	S	137.915	90.601	98.198	110.815	90.368	90.562	105.251	100.782
16	T	6.6604	10.2563	4.0078	18.6572	8.1502			99.4301
	S	137.379	88.748	97.480	110.657	90.600			88.307
17	T			4.5117	19.5843	8.3010	14.1825	13.5986	224.2326
	S			86.593	105.418	88.954	88.265	106.495	39.158
18	T	6.6563	10.2884	4.0411	18.6052	8.0519	14.3437	13.4647	87.6227
	S	137.464	88.471	96.677	110.966	91.706	87.273	107.554	100.207
19	T	6.6229	10.0098	4.0285	18.4733	8.0417	13.6869	13.5477	86.4144
	S	138.157	90.934	96.979	111.758	91.823	91.461	106.895	101.608

Event: Chris Griffis Memorial OT - USF2000
Track: Indianapolis Motor Speedway RC
Report: Section Data Report
Session: Test Session 6

2.439 mile(s)



USF2000 Championship
October 20, 2019

Section Data for Car 22 - Bouthoorn, Rick (R)

Lap	T/SF to I1	I1 to I2	I2 to I3A	I3A to I4	I5 to I6	I6 to I8	I8 to SF	Lap	
20	T	6.6605	10.0457	3.9815	18.5123	8.0544	13.7233	13.5440	86.4014
	S	137.377	90.609	98.124	111.523	91.678	91.218	106.924	101.623
21	T	6.6628	10.0530	3.9829	18.5354	8.0871	13.7790	13.6537	86.5955
	S	137.330	90.543	98.090	111.384	91.307	90.850	106.065	101.396
22	T	6.6465	10.0303	3.9764	18.5458	8.1293	13.6194	13.5863	86.3980
	S	137.666	90.748	98.250	111.321	90.833	91.914	106.591	101.627
23	T	6.6495	10.0481	3.9846	18.6085	8.1001	13.6600	13.6807	86.5198
	S	137.604	90.587	98.048	110.946	91.160	91.641	105.856	101.484
24	T	6.6290	10.1250	4.0207	18.6235	8.1128	13.5496	13.7053	86.6331
	S	138.030	89.899	97.168	110.857	91.018	92.388	105.666	101.352
25	T	6.7244	10.8459	4.2876	30.8454				
	S	136.072	83.924	91.119	66.932				

Event: Chris Griffis Memorial OT - USF2000
 Track: Indianapolis Motor Speedway RC
 Report: Section Data Report
 Session: Test Session 6

2.439 mile(s)



USF2000 Championship
 October 20, 2019

Section Data for Car 3 - Gold, Reece

Lap	T/SF to I1	I1 to I2	I2 to I3A	I3A to I4	I5 to I6	I6 to I8	I8 to SF	Lap	
1	T	6.7289	10.1756	4.0965	18.5246	8.0199	13.4075	13.8587	86.8523
	S	135.981	89.452	95.370	111.449	92.072	93.367	104.496	101.096
2	T	6.6946	9.8295	4.1510	18.6729	8.0556	13.4595	13.8144	86.7898
	S	136.677	92.602	94.118	110.564	91.664	93.006	104.831	101.169
3	T	6.6721	9.9726	4.0628	18.6936	8.0408	13.4989	13.8445	86.7819
	S	137.138	91.273	96.161	110.441	91.833	92.735	104.603	101.178
4	T	6.6998	9.9866	4.0764	18.8150	8.1007	13.5771	13.8465	87.1066
	S	136.571	91.145	95.840	109.729	91.154	92.201	104.588	100.801
5	T	6.7029	9.9739	4.1151	18.6997	8.0878	13.4411	13.8837	86.8268
	S	136.508	91.261	94.939	110.405	91.299	93.134	104.308	101.125
6	T	6.7213	11.1191	4.1654	18.7067	8.0916	13.5717	13.8565	88.1789
	S	136.134	81.862	93.792	110.364	91.256	92.237	104.513	99.575
7	T	6.7353	10.0092	4.1117	18.7336	8.0815	13.5582	13.7542	86.8417
	S	135.851	90.939	95.017	110.205	91.370	92.329	105.290	101.108
8	T	6.7341	9.9247	4.1894	18.7983	8.0903	13.4695	13.8258	86.8710
	S	135.876	91.713	93.255	109.826	91.271	92.937	104.745	101.074
9	T	6.7383	10.1812	4.1803	18.6410	8.0288	13.4901	13.7760	86.9300
	S	135.791	89.403	93.458	110.753	91.970	92.795	105.124	101.005
10	T	6.7238	10.0690	4.1184	18.6219	8.0641	13.4668	13.8436	86.8663
	S	136.084	90.399	94.863	110.867	91.567	92.956	104.610	101.079
11	T	6.7112	10.0450	4.1115	18.7264	8.0218	13.3656	13.7898	86.6890
	S	136.339	90.615	95.022	110.248	92.050	93.660	105.018	101.286
12	T	6.6865	9.9848	4.0838	18.6298	8.0379	13.5435	13.7834	86.8483
	S	136.843	91.161	95.666	110.820	91.866	92.429	105.067	101.100
13	T	6.6900	9.9278	4.1029	18.6630	8.0872	13.4565	13.7831	86.7314
	S	136.771	91.685	95.221	110.622	91.306	93.027	105.069	101.237
14	T	6.6734	10.0190	4.1669	18.5969	8.0830	13.6952	13.8623	87.1845
	S	137.112	90.850	93.758	111.016	91.353	91.406	104.469	100.711
15	T	6.6540	10.0162	4.0926	18.6305	8.1132	13.5330	13.8697	86.9614
	S	137.511	90.876	95.461	110.815	91.013	92.501	104.413	100.969
16	T	6.6518	10.0227	4.0849	18.6795	8.5008	13.7664	13.7091	87.3777
	S	137.557	90.817	95.640	110.525	86.863	90.933	105.637	100.488
17	T	6.6423	9.9795	4.1335	18.5810	8.1219	13.7917	13.7342	86.8771
	S	137.753	91.210	94.516	111.111	90.916	90.766	105.443	101.067
18	T	6.6454	12.4215	4.3417	18.7029	8.2271	13.4657	13.8073	89.5604
	S	137.689	73.278	89.984	110.386	89.753	92.963	104.885	98.039
19	T	6.6570	10.0850	4.0280	18.6788	8.0713	13.5208	13.7827	86.9271
	S	137.449	90.256	96.992	110.529	91.486	92.585	105.072	101.009

Event: Chris Griffis Memorial OT - USF2000
Track: Indianapolis Motor Speedway RC
Report: Section Data Report
Session: Test Session 6

2.439 mile(s)



USF2000 Championship
October 20, 2019

Section Data for Car 3 - Gold, Reece

Lap	T/SF to I1	I1 to I2	I2 to I3A	I3A to I4	I5 to I6	I6 to I8	I8 to SF	Lap	
20	T	6.6687	10.0047	4.1484	18.5898	8.0191	13.4484	13.8259	86.7361
	S	137.208	90.980	94.177	111.058	92.081	93.083	104.744	101.231
21	T	6.6569	10.0511	4.0638	25.7922	9.6403			119.8551
	S	137.451	90.560	96.137	80.045	76.596			73.258
22	T			4.0719	18.8184	8.0497	14.0667	13.8506	292.7126
	S			95.946	109.709	91.731	88.992	104.557	29.997
23	T	6.6843	10.0882	4.1033	18.5724	10.1854	14.3034	13.6381	89.7523
	S	136.888	90.227	95.212	111.162	72.497	87.519	106.186	97.829
24	T	6.6318	10.1433	4.1367	18.5805	8.3641	13.6039	13.7021	87.2394
	S	137.972	89.737	94.443	111.114	88.283	92.019	105.691	100.647
25	T	6.6336	10.2068	4.0705	18.6023	8.1687	13.6786	13.8632	87.2465
	S	137.934	89.179	95.979	110.983	90.395	91.517	104.462	100.639
26	T	6.6497	9.9930	4.0728	18.6818	8.9254			
	S	137.600	91.086	95.925	110.511	82.731			

Event: Chris Griffis Memorial OT - USF2000
Track: Indianapolis Motor Speedway RC
Report: Section Data Report
Session: Test Session 6

2.439 mile(s)



USF2000 Championship
October 20, 2019

Section Data for Car 36 - Siegel, Nolan

Lap	T/SF to I1	I1 to I2	I2 to I3A	I3A to I4	I5 to I6	I6 to I8	I8 to SF	Lap	
1	T	6.6092	10.3060	4.0703	18.8075	8.0124	13.6720	13.8495	87.3725
	S	138.443	88.320	95.984	109.772	92.158	91.561	104.566	100.494
2	T	6.7685	10.0905	4.0696	18.6708	7.9844	13.5702	13.8005	86.8106
	S	135.185	90.206	96.000	110.576	92.481	92.248	104.937	101.144
3	T	6.7289	10.0247	4.0373	18.6866	8.0529	13.4766	13.8516	86.7167
	S	135.981	90.798	96.768	110.483	91.695	92.888	104.550	101.254
4	T	6.7274	10.0305	4.0306	18.7980	8.0638	13.5592	13.8141	86.8997
	S	136.011	90.746	96.929	109.828	91.571	92.322	104.834	101.041
5	T	6.7374	10.0694	4.0764	18.7680	8.1083	13.5211	13.8264	86.9675
	S	135.809	90.395	95.840	110.003	91.068	92.583	104.740	100.962
6	T	6.7335	10.0563	4.0170	18.7700	8.0530	13.5886	13.8069	86.9843
	S	135.888	90.513	97.257	109.992	91.694	92.123	104.888	100.942
7	T	6.7338	10.5587	4.1001	18.8516	8.0249	13.6278	13.7966	87.7080
	S	135.882	86.206	95.286	109.516	92.015	91.858	104.967	100.109
8	T	6.7614	10.1046	4.0293	18.8184	8.0590			100.3195
	S	135.327	90.080	96.960	109.709	91.625			87.524
9	T			4.1756	19.1127	8.0355	13.5547	13.7500	473.6444
	S			93.563	108.020	91.893	92.353	105.322	18.538
10	T	6.7473	10.1570	4.0372	18.6752	8.0314	13.6334	13.8314	87.0325
	S	135.610	89.616	96.770	110.550	91.940	91.820	104.702	100.886
11	T	6.7054	10.0753	4.0089	18.5893	8.0673	13.6376	13.7818	86.7300
	S	136.457	90.342	97.454	111.061	91.531	91.792	105.079	101.238
12	T	6.7152	10.1277	4.0371	18.5420	8.0246	13.4473	13.7255	86.6201
	S	136.258	89.875	96.773	111.344	92.018	93.091	105.510	101.367
13	T	6.6748	10.0259	4.0057	18.6223	8.0417	13.5481	13.7735	86.5710
	S	137.083	90.788	97.531	110.864	91.823	92.398	105.143	101.424
14	T	6.7231	10.1147	4.0256	18.6999	8.0397	13.4603	13.8356	86.9771
	S	136.098	89.991	97.049	110.404	91.845	93.001	104.671	100.951
15	T	6.7361	10.0575	4.0428	18.6714	8.0028	13.4565	13.7901	86.6597
	S	135.835	90.502	96.636	110.573	92.269	93.027	105.016	101.320
16	T	6.7359	10.1316	4.0275	18.8306	8.1073	13.5063	13.8162	87.0693
	S	135.839	89.840	97.004	109.638	91.080	92.684	104.818	100.844
17	T	6.7351	10.3885	4.1902	19.3687	8.3416			104.7805
	S	135.855	87.619	93.237	106.592	88.521			83.798
18	T			3.9837	18.7689	8.1421	14.9495	13.9622	241.1258
	S			98.070	109.998	90.690	83.736	103.722	36.414
19	T	6.7451	10.0778	4.0277	18.8266	8.0492	13.5456	13.8576	87.0828
	S	135.654	90.320	96.999	109.661	91.737	92.415	104.505	100.828

Event: Chris Griffis Memorial OT - USF2000

Track: Indianapolis Motor Speedway RC

2.439 mile(s)



Report: Section Data Report

USF2000 Championship

Session: Test Session 6

October 20, 2019

Section Data for Car 36 - Siegel, Nolan

Lap	T/SF to I1	I1 to I2	I2 to I3A	I3A to I4	I5 to I6	I6 to I8	I8 to SF	Lap
20	T	6.7380	10.0194	4.0555	18.7777	8.1873	13.6396	87.0902
	S	135.797	90.846	96.334	109.947	90.190	91.778	100.820
21	T	6.7124	10.0288	4.0361	18.7260	8.0837	13.6489	86.9763
	S	136.315	90.761	96.797	110.250	91.345	91.716	100.952
22	T	6.7250	10.0407	4.0159	18.7474	8.1156	13.8826	87.3208
	S	136.059	90.654	97.284	110.124	90.986	90.172	100.553
23	T	6.7162	10.1399	4.0740	18.7930	8.1226		105.2368
	S	136.238	89.767	95.896	109.857	90.908		83.435
24	T							161.3604
	S							54.415

Event: Chris Griffis Memorial OT - USF2000
 Track: Indianapolis Motor Speedway RC
 Report: Section Data Report
 Session: Test Session 6

2.439 mile(s)



USF2000 Championship
 October 20, 2019

Section Data for Car 40 - Miller, Jack William

Lap	T/SF to I1	I1 to I2	I2 to I3A	I3A to I4	I5 to I6	I6 to I8	I8 to SF	Lap	
1	T	6.6518	10.7897	4.0497	19.1066	7.9908	13.6094	13.8265	88.1291
	S	137.557	84.361	96.472	108.054	92.407	91.982	104.740	99.631
2	T	6.6913	9.9967	4.1504	18.6060	8.0248	13.5410	13.9984	86.9453
	S	136.745	91.053	94.131	110.961	92.016	92.447	103.453	100.988
3	T	6.6889	9.9052	4.0772	18.5869	8.0840	13.5265	14.0333	86.7882
	S	136.794	91.894	95.821	111.075	91.342	92.546	103.196	101.170
4	T	6.6976			20.4176	8.0345	13.5741	13.7155	94.1489
	S	136.616			101.116	91.905	92.221	105.587	93.261
5	T	6.6152	10.0145	4.0626	18.7875	8.0260	13.5711	13.7602	86.8682
	S	138.318	90.891	96.165	109.889	92.002	92.241	105.244	101.077
6	T	6.6564	9.9788	4.0516	18.7034	8.0267	13.5818	13.7695	86.7767
	S	137.462	91.216	96.427	110.383	91.994	92.169	105.173	101.184
7	T	6.6627	10.1130	4.0640	18.7553	8.0460	13.5958	13.6462	86.9148
	S	137.332	90.006	96.132	110.078	91.773	92.074	106.123	101.023
8	T	6.6303	10.0949	4.0730	18.6750	8.0494	13.5452	13.6603	86.7087
	S	138.003	90.167	95.920	110.551	91.735	92.418	106.014	101.263
9	T	6.6366	10.3468	4.2300	19.7096	8.2848			108.3326
	S	137.872	87.972	92.360	104.748	89.128			81.050
10	T			4.0071	18.7512	8.0060	13.4747	13.8068	200.9825
	S			97.497	110.102	92.232	92.901	104.889	43.687
11	T	6.7217	10.1137	4.0443	18.6926	8.0852	13.4658	13.8115	87.3188
	S	136.126	89.999	96.601	110.447	91.328	92.963	104.853	100.556
12	T	6.7075	9.9435	4.0465	18.6966	8.1444	13.5716	13.7701	86.9143
	S	136.414	91.540	96.548	110.424	90.665	92.238	105.169	101.024
13	T	6.6795	10.4689	4.0459	18.6015	8.2421			107.5183
	S	136.986	86.946	96.562	110.988	89.590			81.664
14	T			4.6759	19.4431	8.1051	13.3257	15.8183	216.0046
	S			83.552	106.184	91.104	93.940	91.551	40.649
15	T	6.7546	10.0802	4.1186	18.4876	7.9458	13.4037	13.7156	86.3900
	S	135.463	90.299	94.858	111.672	92.931	93.393	105.586	101.637
16	T	6.6401	9.8737	4.0197	18.4372	7.9693	13.3762	13.8147	85.9945
	S	137.799	92.187	97.192	111.977	92.657	93.585	104.829	102.104
17	T	6.6700	9.9148	4.0194	18.5612	7.9743	13.3478	13.8960	86.1984
	S	137.181	91.805	97.199	111.229	92.599	93.785	104.216	101.863
18	T	6.6962	10.0280	3.9988	18.5925	8.0215	13.3278	13.8173	86.3312
	S	136.645	90.769	97.700	111.042	92.054	93.925	104.809	101.706
19	T	6.6773	9.9096	4.0472	18.5225	8.0193			104.2209
	S	137.031	91.853	96.531	111.461	92.079			84.248

Event: Chris Griffis Memorial OT - USF2000
Track: Indianapolis Motor Speedway RC
Report: Section Data Report
Session: Test Session 6

2.439 mile(s)



USF2000 Championship
October 20, 2019

Section Data for Car 40 - Miller, Jack William

Lap	T/SF to I1	I1 to I2	I2 to I3A	I3A to I4	I5 to I6	I6 to I8	I8 to SF	Lap	
20	T		3.9659	18.7312	8.0469	13.4991	13.9162	343.2005	
	S		98.510	110.220	91.763	92.733	104.064	25.584	
21	T	6.6948	9.9400	4.0667	18.6285	8.0282	13.3939	13.8637	86.3945
	S	136.673	91.572	96.069	110.827	91.977	93.462	104.459	101.631
22	T	6.6821	9.9383	4.0227	18.5898	8.2065	13.7283	13.8786	86.8227
	S	136.933	91.588	97.119	111.058	89.979	91.185	104.346	101.130
23	T	6.6530	9.9592	4.0770	18.6089	8.0381	13.5026	13.9082	86.7463
	S	137.532	91.396	95.826	110.944	91.864	92.709	104.124	101.219
24	T	6.6805	9.9977	4.0471	18.7089	8.0552	13.4342	13.8104	86.6077
	S	136.966	91.044	96.534	110.351	91.669	93.181	104.862	101.381
25	T	6.7008	10.6930	4.1738	19.4895	9.0969			
	S	136.551	85.124	93.603	105.931	81.172			

Event: Chris Griffis Memorial OT - USF2000
 Track: Indianapolis Motor Speedway RC
 Report: Section Data Report
 Session: Test Session 6

2.439 mile(s)



USF2000 Championship
 October 20, 2019

Section Data for Car 41 - Kaeser, Max (R)

Lap	T/SF to I1	I1 to I2	I2 to I3A	I3A to I4	I5 to I6	I6 to I8	I8 to SF	Lap	
1	T	6.7264	10.4927	4.2227	18.8319	8.0791	13.7119	13.8582	88.3087
	S	136.031	86.749	92.519	109.630	91.397	91.294	104.500	99.428
2	T	6.7110	11.4287	4.1774	18.7506	8.0277	13.7414	13.8580	89.1480
	S	136.343	79.644	93.523	110.106	91.983	91.098	104.502	98.492
3	T	6.6872	12.5073	4.3940	19.3196	8.1732	13.8168	13.8614	91.4162
	S	136.829	72.776	88.913	106.863	90.345	90.601	104.476	96.049
4	T	6.7194	10.2718	4.1863	19.6707	8.0532	13.6824	13.9137	89.0228
	S	136.173	88.614	93.324	104.955	91.691	91.491	104.083	98.631
5	T	6.6569	10.0309	4.4652	18.8229	7.9916	13.8845	13.8407	87.8570
	S	137.451	90.742	87.495	109.683	92.398	90.159	104.632	99.940
6	T	6.6646	10.3313	4.7476	19.0227	8.1026			106.6591
	S	137.293	88.104	82.290	108.531	91.132			82.322
7	T			4.6216	20.0405	8.2090	13.7993	13.6154	292.7294
	S			84.534	103.019	89.951	90.716	106.364	29.995
8	T	6.6904	10.1383	4.0395	18.6771	7.9142	13.6208	13.7396	87.1374
	S	136.763	89.781	96.715	110.539	93.302	91.905	105.402	100.765
9	T	6.6480	10.1152	4.0308	18.4752	7.9502	13.4669	13.7175	86.3469
	S	137.635	89.986	96.924	111.747	92.879	92.955	105.572	101.687
10	T	6.6407	9.9701	4.1476	18.4808	7.9557	13.5442	13.7427	86.3664
	S	137.787	91.296	94.195	111.713	92.815	92.425	105.378	101.665
11	T	6.6251	10.0431	4.0896	18.5266	8.0060	13.5836	13.7021	86.6102
	S	138.111	90.632	95.531	111.437	92.232	92.157	105.691	101.378
12	T	6.6329	10.0686	4.0769	18.5128	8.0065	13.5225	13.7101	86.5027
	S	137.949	90.403	95.828	111.520	92.226	92.573	105.629	101.504
13	T	6.6326	9.9958	4.0755	18.5058	8.0314	13.5977	13.7604	86.5521
	S	137.955	91.061	95.861	111.562	91.940	92.061	105.243	101.446
14	T	6.6308	10.1086	4.0667	18.5169	8.0508	13.7089	13.6642	87.1007
	S	137.992	90.045	96.069	111.495	91.719	91.314	105.984	100.807
15	T	6.6344	10.2967	4.0532	18.6713	8.0820	13.7007	13.7073	87.2003
	S	137.918	88.400	96.388	110.573	91.365	91.369	105.650	100.692
16	T	6.6562	10.6387	4.0894	19.3710	8.0024	13.6620	13.7321	88.3224
	S	137.466	85.558	95.535	106.579	92.273	91.628	105.460	99.413
17	T	6.6941	10.2628	4.0617	18.5978	7.9997	13.6381	13.6384	86.8311
	S	136.688	88.692	96.187	111.010	92.305	91.788	106.184	101.120
18	T	6.6805	10.0669	4.0094	18.9979	8.0401	13.5330	13.7016	87.0408
	S	136.966	90.418	97.441	108.672	91.841	92.501	105.694	100.877
19	T	6.6772	10.1948	4.0523	18.6919	8.0358	13.6881	13.7238	87.1863
	S	137.033	89.283	96.410	110.451	91.890	91.453	105.523	100.708

Event: Chris Griffis Memorial OT - USF2000
Track: Indianapolis Motor Speedway RC
Report: Section Data Report
Session: Test Session 6

2.439 mile(s)



USF2000 Championship
October 20, 2019

Section Data for Car 41 - Kaeser, Max (R)

Lap	T/SF to I1	I1 to I2	I2 to I3A	I3A to I4	I5 to I6	I6 to I8	I8 to SF	Lap	
20	T	6.6921	10.2417	4.0234	18.6937	8.1105	13.6738	13.6458	87.2532
	S	136.728	88.875	97.102	110.441	91.044	91.549	106.127	100.631
21	T	6.6806	10.4787	4.0922	18.9382	8.2197			105.8213
	S	136.964	86.865	95.470	109.015	89.834			82.974
22	T			4.0712	18.9736	8.0653	13.5131	13.7591	204.9185
	S			95.962	108.811	91.554	92.637	105.253	42.848
23	T	6.7232	10.2335	4.0192	18.6623	8.0236	13.5657	13.7317	87.0014
	S	136.096	88.946	97.204	110.627	92.030	92.278	105.463	100.923
24	T	6.7282	10.1990	3.9866	18.7558	8.0181	13.6090	13.7551	87.0293
	S	135.995	89.247	97.999	110.075	92.093	91.985	105.283	100.890
25	T	6.7139	10.1221	3.9912	18.6598	8.0315	13.6451	13.7619	86.8778
	S	136.284	89.925	97.886	110.641	91.939	91.741	105.231	101.066
26	T	6.7269	10.2573	4.0067	18.7364	8.0009	13.3920	13.7700	86.8563
	S	136.021	88.739	97.507	110.189	92.291	93.475	105.169	101.091
27	T	7.1405	11.3396	4.3770	20.9620	8.5081			
	S	128.142	80.270	89.258	98.490	86.789			

Event: Chris Griffis Memorial OT - USF2000
Track: Indianapolis Motor Speedway RC
Report: Section Data Report
Session: Test Session 6

2.439 mile(s)



USF2000 Championship
October 20, 2019

Section Data for Car 5 - Brichacek, Wyatt (R)

Lap	T/SF to I1	I1 to I2	I2 to I3A	I3A to I4	I5 to I6	I6 to I8	I8 to SF	Lap	
1	T	6.7523	10.3618	4.0768	18.8074	8.1067	14.3809	13.7654	88.6307
	S	135.509	87.845	95.831	109.773	91.086	87.047	105.204	99.067
2	T	6.7240	10.1450	4.0272	20.4032	8.0495	13.5946	13.7538	88.9401
	S	136.080	89.722	97.011	101.187	91.734	92.082	105.293	98.723
3	T	6.6043	10.1537	4.0979	18.6095	8.0082	13.6261	13.7991	87.0429
	S	138.546	89.645	95.337	110.940	92.207	91.869	104.948	100.874
4	T	6.8193	10.1747	4.1388	19.0190	8.0515	13.4454	13.8009	87.7797
	S	134.178	89.460	94.395	108.552	91.711	93.104	104.934	100.028
5	T	6.6687	10.2296	4.1353	18.7396	8.0490	13.5347	13.6902	87.2038
	S	137.208	88.980	94.475	110.170	91.739	92.490	105.782	100.688
6	T	6.6167	10.2133	4.6572	21.5221	8.3522	13.9073	13.7696	91.4670
	S	138.286	89.122	83.888	95.927	88.409	90.012	105.172	95.995
7	T	6.6899	10.0454	4.0693	18.5837	7.9641	13.3759	13.8299	86.5884
	S	136.773	90.611	96.007	111.094	92.717	93.588	104.714	101.404
8	T	6.7135	10.0020	4.0552	18.5932	7.9779	13.4911	13.6894	86.5710
	S	136.293	91.005	96.341	111.038	92.557	92.788	105.789	101.424
9	T	6.6825	10.0424	4.0843	18.5050	7.9892			99.1038
	S	136.925	90.638	95.655	111.567	92.426			88.598
10	T			4.6469	20.0972	8.2720	13.7922	13.7336	180.0935
	S			84.074	102.728	89.266	90.763	105.448	48.755
11	T	6.6692	10.3798	3.9915	20.5164	9.3063	14.9705	13.7185	91.9574
	S	137.198	87.692	97.878	100.629	79.345	83.619	105.564	95.483
12	T	6.6309	10.0334	4.0325	18.4711	7.9475	13.4842	13.7066	86.1318
	S	137.990	90.720	96.883	111.772	92.911	92.836	105.656	101.941
13	T	6.6623	10.2892	4.0238	18.6722	7.9631	13.5354	13.6688	86.7209
	S	137.340	88.464	97.093	110.568	92.729	92.485	105.948	101.249
14	T	6.6518	9.9396	4.0393	18.6386	8.0700	13.5791	13.6077	86.9434
	S	137.557	91.576	96.720	110.767	91.501	92.187	106.424	100.990
15	T	6.6040	9.9461	4.0600	18.5483	8.0229	13.8660	13.6934	86.6687
	S	138.552	91.516	96.227	111.306	92.038	90.280	105.758	101.310
16	T	6.6458	10.0672	4.0429	18.5254	8.0173	13.5930	13.6056	86.4169
	S	137.681	90.415	96.634	111.444	92.102	92.093	106.440	101.605
17	T	6.6525	10.0833	4.0621	18.6448	8.0348	18.0746	14.4031	91.9954
	S	137.542	90.271	96.177	110.730	91.901	69.258	100.547	95.444
18	T	7.1522	10.3914	4.1442	21.0344	8.0905	14.2996	13.8001	92.1532
	S	127.933	87.594	94.272	98.151	91.269	87.542	104.940	95.280
19	T	6.6405	11.1478	4.1796	18.6960	8.0746	14.1589	13.6878	88.7608
	S	137.791	81.651	93.473	110.427	91.448	88.412	105.801	98.922

Event: Chris Griffis Memorial OT - USF2000
Track: Indianapolis Motor Speedway RC
Report: Section Data Report
Session: Test Session 6

2.439 mile(s)



USF2000 Championship
October 20, 2019

Section Data for Car 5 - Brichacek, Wyatt (R)

Lap	T/SF to I1	I1 to I2	I2 to I3A	I3A to I4	I5 to I6	I6 to I8	I8 to SF	Lap	
20	T	6.6111	10.0438	4.0676	18.6109	8.0534	13.6524	13.6254	86.6279
	S	138.404	90.626	96.047	110.932	91.689	91.692	106.285	101.358
21	T	6.5626	10.3316	4.0268	18.5689	7.9869	15.8471	14.4374	89.7150
	S	139.426	88.101	97.020	111.183	92.453	78.994	100.308	97.870
22	T	6.6035	10.0134	4.0949	18.5190	8.1442	13.4320	13.9412	86.8625
	S	138.563	90.901	95.407	111.483	90.667	93.197	103.878	101.084
23	T	6.6173	10.0137	4.0326	18.6266	8.0443	13.6162	13.7377	86.6427
	S	138.274	90.898	96.881	110.839	91.793	91.936	105.417	101.340
24	T	6.6325	10.1226	4.0788	18.5534	7.9687	13.5012	13.7087	86.6481
	S	137.957	89.920	95.784	111.276	92.664	92.719	105.640	101.334
25	T	6.6000	9.9387	4.0489	18.5994	8.1017	13.4216	13.7901	86.4311
	S	138.636	91.584	96.491	111.001	91.142	93.269	105.016	101.588
26	T	6.5881	10.0770	4.0823	18.6573	8.0032	13.7755	13.8193	86.9487
	S	138.887	90.327	95.701	110.656	92.264	90.873	104.794	100.984
27	T	6.6542	10.3179	4.1031	20.4503	8.0809	13.5073	13.7991	89.3264
	S	137.507	88.218	95.216	100.954	91.377	92.677	104.948	98.296
28	T	6.5993	10.0793	4.0995	18.6473	8.0562	13.4498	13.7423	86.6422
	S	138.651	90.307	95.300	110.716	91.657	93.073	105.381	101.341
29	T	6.6213	10.4523	4.0936	18.8136	8.1540			
	S	138.190	87.084	95.437	109.737	90.558			

Event: Chris Griffis Memorial OT - USF2000

Track: Indianapolis Motor Speedway RC

2.439 mile(s)



Report: Section Data Report

USF2000 Championship

Session: Test Session 6

October 20, 2019

Section Data for Car 55 - Koreiba, Alexander (R)

Lap	T/SF to I1	I1 to I2	I2 to I3A	I3A to I4	I5 to I6	I6 to I8	I8 to SF	Lap	
1	T	6.7890	10.5347	4.1844	19.0098	8.2656	13.9863	13.9572	89.3863
	S	134.777	86.403	93.366	108.604	89.335	89.503	103.759	98.230
2	T	6.7610	10.2502	4.1650	18.9171	8.4121	13.7808	13.9844	88.5644
	S	135.335	88.801	93.801	109.136	87.779	90.838	103.557	99.141
3	T	6.7551	10.2076	4.1538	18.9370	8.1162	13.7475	13.9604	88.0571
	S	135.453	89.172	94.054	109.022	90.980	91.058	103.735	99.713
4	T	6.7480	10.1800	4.2108	18.9866	8.1756	13.7877	13.8623	88.0801
	S	135.596	89.413	92.781	108.737	90.319	90.792	104.469	99.687
5	T	6.7592	10.2605	4.1383	18.8974	8.1749	13.8814	13.7921	88.0623
	S	135.371	88.712	94.406	109.250	90.326	90.180	105.001	99.707
6	T	6.7538	10.2725	4.1619	18.9215	8.2198	13.7252	13.9086	88.1601
	S	135.479	88.608	93.871	109.111	89.833	91.206	104.121	99.596
7	T	6.7559	10.1963	4.0885	18.8931	8.2355	13.8274	13.7508	88.0079
	S	135.437	89.270	95.556	109.275	89.662	90.532	105.316	99.768
8	T	6.7759	10.2782	4.1278	18.9235	8.1915	13.7023	13.9487	88.3480
	S	135.037	88.559	94.646	109.100	90.143	91.358	103.822	99.384
9	T	6.7985	10.1750	4.1054	18.8418	8.3375	13.6964	13.8810	88.0719
	S	134.589	89.457	95.163	109.573	88.565	91.398	104.328	99.696
10	T	6.7445	10.2692	4.0756	18.8723	8.2095	13.9925	13.7587	88.0564
	S	135.666	88.637	95.859	109.396	89.946	89.464	105.256	99.713
11	T	6.7425	10.2493	4.0786	19.0209	8.1085	13.8953	13.7837	88.0156
	S	135.706	88.809	95.788	108.541	91.066	90.089	105.065	99.760
12	T	6.7218	10.2615	4.1344	18.8520	8.2721	14.1981	14.0752	88.7347
	S	136.124	88.703	94.495	109.513	89.265	88.168	102.889	98.951
13	T	6.7272	11.3376	4.8320	19.1436	8.1570	13.9686	13.8048	90.2570
	S	136.015	80.284	80.853	107.845	90.525	89.617	104.904	97.282
14	T	6.6684	10.1230	4.0960	18.7354	9.1889	17.6126	13.9300	93.7069
	S	137.214	89.917	95.381	110.195	80.359	71.075	103.961	93.701
15	T	6.7078	10.6190	4.1818	18.9073	8.3010			103.2341
	S	136.408	85.717	93.424	109.193	88.954			85.053
16	T			4.0184	19.0419	8.1358	13.9209	13.7460	410.5927
	S			97.223	108.421	90.760	89.924	105.353	21.385
17	T	6.7422	10.0436	4.1027	18.7715	8.3275	13.7351	13.8038	87.5467
	S	135.712	90.628	95.226	109.983	88.671	91.140	104.912	100.294
18	T	6.6992	10.1559	4.0376	19.7261	8.2600	13.7262	13.8487	88.8306
	S	136.583	89.625	96.761	104.661	89.396	91.199	104.572	98.844
19	T	6.7198	10.1108	4.0624	18.7969	8.1297	13.7333	13.8356	87.5536
	S	136.165	90.025	96.170	109.834	90.829	91.152	104.671	100.286

Event: Chris Griffis Memorial OT - USF2000
Track: Indianapolis Motor Speedway RC
Report: Section Data Report
Session: Test Session 6

2.439 mile(s)



USF2000 Championship
October 20, 2019

Section Data for Car 55 - Koreiba, Alexander (R)

Lap	T/SF to I1	I1 to I2	I2 to I3A	I3A to I4	I5 to I6	I6 to I8	I8 to SF	Lap	
20	T	6.7041	10.1112	4.0531	18.7779	8.1276	22.3904	14.3597	96.7099
	S	136.484	90.022	96.391	109.945	90.852	55.909	100.850	90.791
21	T	6.7231	10.2212	4.0903	18.6435	8.1947	13.7307	13.7994	87.4896
	S	136.098	89.053	95.514	110.738	90.108	91.169	104.945	100.359
22	T	6.6924	10.0594	4.0806	18.6921	8.0661	13.8587	13.7702	87.4123
	S	136.722	90.485	95.741	110.450	91.545	90.327	105.168	100.448
23	T	6.6890	10.2583	4.0141	18.7530	8.2933	13.7263	13.7988	87.6125
	S	136.792	88.731	97.327	110.091	89.037	91.199	104.950	100.219
24	T	6.7203	10.1997	4.0485	18.7326	8.1180	13.7855	13.8271	87.5266
	S	136.155	89.241	96.500	110.211	90.959	90.807	104.735	100.317
25	T	6.7072	10.3305	4.0518	18.8893	8.2953	13.9707	13.7994	88.2729
	S	136.421	88.111	96.422	109.297	89.015	89.603	104.945	99.469
26	T	6.7147	10.1779	4.0683	18.8033	8.0978	13.7851	13.7779	87.5288
	S	136.268	89.432	96.031	109.797	91.186	90.810	105.109	100.314
27	T	6.7041	11.4258	4.7410	19.1821	8.8624			
	S	136.484	79.664	82.405	107.629	83.319			

Event: Chris Griffis Memorial OT - USF2000
 Track: Indianapolis Motor Speedway RC
 Report: Section Data Report
 Session: Test Session 6

2.439 mile(s)



USF2000 Championship
 October 20, 2019

Section Data for Car 6 - Rasmussen, Christian

Lap	T/SF to I1	I1 to I2	I2 to I3A	I3A to I4	I5 to I6	I6 to I8	I8 to SF	Lap	
1	T	6.6442	10.0757	4.0460	18.6044	8.0861	13.5170	13.5070	86.4284
	S	137.714	90.339	96.560	110.971	91.318	92.611	107.217	101.592
2	T	6.5285	10.2157	4.0021	18.5700	7.9804	13.4905	13.5423	86.2614
	S	140.155	89.101	97.619	111.176	92.528	92.793	106.938	101.788
3	T	6.6116	9.9363	3.9818	18.5302	8.0404	14.1815	13.5846	86.9924
	S	138.393	91.606	98.117	111.415	91.837	88.271	106.605	100.933
4	T	6.6603	9.9798	4.0188	18.4915	8.0315	13.4393	13.5808	86.0758
	S	137.381	91.207	97.214	111.648	91.939	93.146	106.635	102.008
5	T	6.6343	10.0611	3.9838	18.4498	7.9721	13.2171	13.7515	85.9281
	S	137.920	90.470	98.068	111.901	92.624	94.712	105.311	102.183
6	T	6.6543	10.1201	4.0037	18.4951	8.0672	13.3642	18.8689	91.3772
	S	137.505	89.943	97.580	111.627	91.532	93.670	76.750	96.090
7	T	7.7468	10.6652	5.5752	19.0969	8.0821	13.6192	13.5761	91.1782
	S	118.113	85.346	70.075	108.109	91.364	91.916	106.671	96.299
8	T	6.5980	10.1463	4.3460	18.7737	7.9572			98.7313
	S	138.678	89.710	89.895	109.970	92.798			88.932
9	T			7.0111	25.5836	8.9708	16.0504	13.7500	566.4728
	S			55.723	80.698	82.313	77.993	105.322	15.500
10	T	6.8211	10.5609	4.0254	18.4726	7.9357	13.4640	13.5208	86.9143
	S	134.143	86.188	97.054	111.763	93.049	92.975	107.108	101.024
11	T	6.6116	9.9555	3.9430	18.4129	7.8656	13.3379	13.5017	85.3552
	S	138.393	91.430	99.082	112.125	93.878	93.854	107.259	102.869
12	T	6.6136	9.9904	3.9569	18.4582	7.8877	13.4896	13.4875	85.6956
	S	138.351	91.110	98.734	111.850	93.615	92.799	107.372	102.460
13	T	6.5923	9.9128	3.9504	18.3054	8.0378	13.3088	13.5839	85.3826
	S	138.798	91.823	98.897	112.783	91.867	94.059	106.610	102.836
14	T	6.5839	9.8643	3.9538	18.5467	7.9812	13.3114	17.7401	89.7902
	S	138.975	92.275	98.812	111.316	92.519	94.041	81.633	97.788
15	T	7.5484	10.6592	4.0929	18.5859	7.9645	13.3992	13.5554	87.7077
	S	121.218	85.394	95.454	111.081	92.713	93.425	106.834	100.110
16	T	6.6064	9.8810	3.9546	18.4602	7.9931	13.4201	13.5747	85.6029
	S	138.502	92.119	98.792	111.838	92.381	93.279	106.682	102.571
17	T	6.5869	9.8914	3.9723	18.4240	7.9724	13.3692	13.5836	85.6104
	S	138.912	92.022	98.352	112.057	92.621	93.634	106.613	102.562
18	T	6.5819	9.9078	3.9964	18.5846	8.0201	13.3698	13.5267	85.7590
	S	139.018	91.870	97.758	111.089	92.070	93.630	107.061	102.385
19	T	6.5671	9.8697	3.9843	18.5191	7.9300	13.3440	13.6143	85.6601
	S	139.331	92.224	98.055	111.482	93.116	93.811	106.372	102.503

Event: Chris Griffis Memorial OT - USF2000

Track: Indianapolis Motor Speedway RC

2.439 mile(s)



Report: Section Data Report

USF2000 Championship

Session: Test Session 6

October 20, 2019

Section Data for Car 6 - Rasmussen, Christian

Lap	T/SF to I1	I1 to I2	I2 to I3A	I3A to I4	I5 to I6	I6 to I8	I8 to SF	Lap	
20	T	6.5689	9.9190	3.9743	18.4705	7.9447	13.3222	13.7531	85.6734
	S	139.293	91.766	98.302	111.775	92.944	93.965	105.299	102.487
21	T	6.5519	9.8663	4.0136	18.5197	8.9669			105.9770
	S	139.654	92.256	97.340	111.478	82.348			82.852

Event: Chris Griffis Memorial OT - USF2000
Track: Indianapolis Motor Speedway RC
Report: Section Data Report
Session: Test Session 6

2.439 mile(s)



USF2000 Championship
October 20, 2019

Section Data for Car 7 - Bogle, Christian

Lap	T/SF to I1	I1 to I2	I2 to I3A	I3A to I4	I5 to I6	I6 to I8	I8 to SF	Lap	
1	T	6.7090	10.3195	4.0478	18.8349	8.1026	13.6850	13.8590	87.9796
	S	136.384	88.205	96.517	109.613	91.132	91.474	104.494	99.800
2	T	6.7087	10.1808	4.0273	18.9976	8.1990	13.7247	13.9045	88.0397
	S	136.390	89.406	97.008	108.674	90.061	91.209	104.152	99.732
3	T	6.7031	10.3279	4.0297	19.1102	8.2019	13.7697	13.9223	88.3839
	S	136.504	88.133	96.951	108.034	90.029	90.911	104.019	99.344
4	T	6.7050	10.2190	4.0494	18.9662	8.0995	13.7509	13.8214	87.8916
	S	136.465	89.072	96.479	108.854	91.167	91.035	104.778	99.900
5	T	6.6871	10.4870	4.1287	19.1258	8.1733	13.6401	13.9607	88.4931
	S	136.831	86.796	94.626	107.946	90.344	91.775	103.733	99.221
6	T	6.7078	10.1324	4.0259	18.9901	8.1891	13.7688	13.8254	87.9042
	S	136.408	89.833	97.042	108.717	90.170	90.917	104.748	99.886
7	T	6.7295	10.2716	4.0798	19.0472	8.2604			100.9354
	S	135.968	88.616	95.760	108.391	89.391			86.990
8	T			4.3514	19.1098	8.3191	13.6523	13.8961	223.8218
	S			89.783	108.036	88.761	91.693	104.215	39.229
9	T	6.7014	10.1289	4.0829	18.9468	8.1626	13.6124	13.9216	87.9109
	S	136.539	89.864	95.687	108.965	90.462	91.962	104.024	99.878
10	T	6.6978	10.1989	4.0344	18.7636	8.1492	13.5876	13.9821	87.6715
	S	136.612	89.248	96.838	110.029	90.611	92.129	103.574	100.151
11	T	6.7047	10.2221	4.1010	18.8952	8.2304			99.9845
	S	136.471	89.045	95.265	109.263	89.717			87.818
12	T			4.4875	21.7636	8.4286	14.0128	13.7919	273.3371
	S			87.060	94.862	87.608	89.334	105.002	32.123
13	T	6.6485	10.2817	4.0452	18.5640	8.0942	13.4179	13.8424	87.0035
	S	137.625	88.529	96.579	111.212	91.227	93.295	104.619	100.920
14	T	6.6463	10.0659	4.0023	18.6951	8.0658	13.4731	13.8976	86.8654
	S	137.671	90.427	97.614	110.432	91.548	92.912	104.204	101.081
15	T	6.6429	10.0438	4.0428	18.6092	8.0945	13.7271	13.9623	87.1270
	S	137.741	90.626	96.636	110.942	91.224	91.193	103.721	100.777
16	T	6.6456	10.1348	4.1151	18.6345	8.0463	13.5326	13.8264	87.1680
	S	137.685	89.812	94.939	110.792	91.770	92.504	104.740	100.730
17	T	6.5985	10.2830	4.1161	18.8600	8.1275	13.4768	13.9342	87.4623
	S	138.668	88.518	94.916	109.467	90.853	92.887	103.930	100.391
18	T	6.7127	10.0766	4.0401	18.7473	8.0695	13.5749	13.7905	87.1253
	S	136.309	90.331	96.701	110.125	91.506	92.216	105.013	100.779
19	T	6.7143	10.1558	4.0560	18.7339	8.0434	13.4605	13.8952	87.1152
	S	136.276	89.626	96.322	110.204	91.803	92.999	104.222	100.791

Event: Chris Griffis Memorial OT - USF2000
Track: Indianapolis Motor Speedway RC
Report: Section Data Report
Session: Test Session 6

2.439 mile(s)



USF2000 Championship
October 20, 2019

Section Data for Car 7 - Bogle, Christian

Lap	T/SF to I1	I1 to I2	I2 to I3A	I3A to I4	I5 to I6	I6 to I8	I8 to SF	Lap	
20	T	6.6967	10.1461	4.0002	23.1172	8.1323	13.6150	13.8345	92.2835
	S	136.634	89.712	97.666	89.308	90.800	91.944	104.679	95.146
21	T	6.6381	10.1340	4.0342	18.8594	8.1280	13.6817	13.8579	87.6594
	S	137.841	89.819	96.842	109.470	90.848	91.496	104.502	100.165
22	T	6.5858	10.0817	4.0752	18.6534	8.2472	14.3518	13.7910	87.9472
	S	138.935	90.285	95.868	110.679	89.535	87.224	105.009	99.837
23	T	6.5665	10.2112	4.0972	18.7238	8.0796	13.5606	13.7985	87.3400
	S	139.344	89.140	95.353	110.263	91.392	92.313	104.952	100.531
24	T	6.6461			19.2295	8.0718			104.5726
	S	137.675			107.363	91.480			83.965

Event: Chris Griffis Memorial OT - USF2000
Track: Indianapolis Motor Speedway RC
Report: Section Data Report
Session: Test Session 6

2.439 mile(s)



USF2000 Championship
October 20, 2019

Section Data for Car 73 - Dupell, Kyle

Lap	T/SF to I1	I1 to I2	I2 to I3A	I3A to I4	I5 to I6	I6 to I8	I8 to SF	Lap	
1	T	6.7955	10.2921	4.0695	18.7382	8.0989	13.4119	14.0060	87.5750
	S	134.648	88.439	96.002	110.178	91.174	93.336	103.397	100.261
2	T	6.7712	10.1188	4.0248	18.8434	8.0656	13.4636	13.9241	87.2465
	S	135.131	89.954	97.069	109.563	91.550	92.978	104.005	100.639
3	T	6.7634	10.1065	4.0736	18.8391	8.1117	13.4880	13.8923	87.2516
	S	135.287	90.064	95.906	109.588	91.030	92.810	104.243	100.633
4	T	6.7642	10.0703	4.0243	18.8953	8.1520	13.4937	13.9004	87.3022
	S	135.271	90.387	97.081	109.262	90.580	92.771	104.183	100.575
5	T	6.7762	10.0858	4.0489	18.8879	8.2109	13.5166	13.9020	87.3998
	S	135.031	90.248	96.491	109.305	89.930	92.613	104.171	100.462
6	T	6.7751	10.1734	4.0619	18.8197	8.1919			100.3020
	S	135.053	89.471	96.182	109.701	90.139			87.540
7	T			4.0789	18.8518	8.1569	13.4733	13.8746	660.7473
	S			95.781	109.515	90.526	92.911	104.376	13.289
8	T	6.7511	10.1557	4.0350	18.7221	8.1170	13.4824	13.8320	87.0507
	S	135.533	89.627	96.823	110.273	90.971	92.848	104.698	100.865
9	T	6.7257	10.0507	4.0422	18.8039	8.2272	13.4851	13.7959	87.0755
	S	136.045	90.564	96.651	109.793	89.752	92.830	104.972	100.837
10	T	6.7018	9.9393	4.0815	18.7287	8.1011	13.5895	13.7518	86.9248
	S	136.530	91.579	95.720	110.234	91.149	92.117	105.309	101.011
11	T	6.6947	9.9765	4.0335	18.7447	8.0932	13.6336	13.8273	86.8859
	S	136.675	91.237	96.859	110.140	91.238	91.819	104.734	101.057
12	T	6.6995	10.0509	4.0531	18.8641	8.1798			100.1842
	S	136.577	90.562	96.391	109.443	90.272			87.643
13	T			4.8217	21.2961	8.4374	13.8673	13.8503	216.7771
	S			81.026	96.945	87.516	90.271	104.560	40.504
14	T	6.7340	10.4119	4.0628	18.6794	8.1119	13.4422	13.7556	87.0867
	S	135.878	87.422	96.161	110.525	91.028	93.126	105.279	100.824
15	T	6.7119	9.9957	4.0238	18.6534	8.0254	13.2911	13.8466	86.3446
	S	136.325	91.062	97.093	110.679	92.009	94.185	104.588	101.690
16	T	6.7205	10.0692	4.0335	18.6460	8.0452	13.3673	13.7438	86.4182
	S	136.151	90.397	96.859	110.723	91.783	93.648	105.370	101.604
17	T	6.7135	9.9698	4.0141	18.6687	8.0580	13.3885	13.8093	86.4223
	S	136.293	91.298	97.327	110.589	91.637	93.500	104.870	101.599
18	T	6.6964	10.0136	4.0507	18.6667	8.0529	13.4871	13.8565	86.6108
	S	136.641	90.899	96.448	110.600	91.695	92.816	104.513	101.378
19	T	6.6757	10.0597	4.0603	18.6781	8.0906	13.5423	13.8028	86.7835
	S	137.064	90.483	96.220	110.533	91.268	92.438	104.919	101.176

Event: Chris Griffis Memorial OT - USF2000

Track: Indianapolis Motor Speedway RC

2.439 mile(s)



Report: Section Data Report

USF2000 Championship

Session: Test Session 6

October 20, 2019

Section Data for Car 73 - Dupell, Kyle

Lap	T/SF to I1	I1 to I2	I2 to I3A	I3A to I4	I5 to I6	I6 to I8	I8 to SF	Lap	
20	T	6.6964	9.9600	4.0017	18.7526	8.0144	13.3897	13.8115	86.4889
	S	136.641	91.388	97.629	110.094	92.135	93.491	104.853	101.521
21	T	6.6887	10.0025	4.0784	18.7518	8.0946	13.4311	13.9536	86.8197
	S	136.798	91.000	95.793	110.099	91.222	93.203	103.786	101.134
22	T	6.7380	10.0395	4.0329	18.7604	8.0740	13.4948	13.8574	86.7646
	S	135.797	90.665	96.874	110.048	91.455	92.763	104.506	101.198
23	T	6.7593	10.1154	4.0486	18.7887	8.1194			
	S	135.369	89.984	96.498	109.882	90.944			

Event: Chris Griffis Memorial OT - USF2000
Track: Indianapolis Motor Speedway RC
Report: Section Data Report
Session: Test Session 6

2.439 mile(s)



USF2000 Championship
October 20, 2019

Section Data for Car 77 - Kotyk, Jonathan (R)

Lap	T/SF to I1	I1 to I2	I2 to I3A	I3A to I4	I5 to I6	I6 to I8	I8 to SF	Lap	
1	T	6.7687	11.0398	4.2054	19.9694	8.8376	14.2454	13.7382	92.1166
	S	135.181	82.450	92.900	103.385	83.553	87.875	105.413	95.318
2	T	6.6876	10.2681	4.1399	18.6373	8.2339	13.8343	13.6999	87.6288
	S	136.820	88.646	94.370	110.775	89.679	90.487	105.707	100.200
3	T	6.6779	10.1519	4.0427	18.5728	8.0684	13.6604	13.6978	86.9044
	S	137.019	89.661	96.639	111.160	91.519	91.638	105.724	101.035
4	T	6.6517	10.2050	4.0459	18.6921	8.0005	13.6431	13.6939	88.1371
	S	137.559	89.194	96.562	110.450	92.295	91.755	105.754	99.622
5	T	6.6932	10.0859	4.0514	18.7110	8.0503	13.5592	13.7347	86.9527
	S	136.706	90.248	96.431	110.339	91.724	92.322	105.440	100.979
6	T	6.6748	10.0030	4.0854	18.6890	8.0666	13.6714	13.6558	86.9076
	S	137.083	90.995	95.629	110.468	91.539	91.565	106.049	101.031
7	T	7.4146	10.5179	4.0655	18.5661	8.0469	13.6429	13.6421	87.9471
	S	123.405	86.541	96.097	111.200	91.763	91.756	106.155	99.837
8	T	6.7124	10.0415	4.0072	18.6754	8.0147	13.7722	13.6557	87.0133
	S	136.315	90.647	97.495	110.549	92.132	90.895	106.050	100.909
9	T	7.2042	10.7037	4.1742	20.1917	9.0196	17.1449	13.7696	95.0421
	S	127.009	85.039	93.594	102.247	81.867	73.014	105.172	92.384
10	T	6.7137	10.1084	3.9979	18.6985	8.0000	13.6656	13.6158	86.8215
	S	136.288	90.047	97.722	110.412	92.301	91.604	106.360	101.132
11	T	6.7323	10.2334	4.0158	18.5685	7.9899	13.7167	13.6432	87.1189
	S	135.912	88.947	97.286	111.185	92.418	91.262	106.147	100.786
12	T	6.6947	10.1922	4.0441	18.7975	8.0356	13.7838	13.6589	87.2544
	S	136.675	89.306	96.605	109.831	91.892	90.818	106.025	100.630
13	T	6.6986	10.1741	4.0435	18.5925	8.0402	13.6430	13.6785	87.0092
	S	136.596	89.465	96.620	111.042	91.840	91.755	105.873	100.913
14	T	6.6927	10.3779	4.0936	18.7202	8.0535			111.3806
	S	136.716	87.708	95.437	110.284	91.688			78.832
15	T			5.5517	19.9068	8.2291	13.8327	13.6568	377.1399
	S			70.372	103.711	89.731	90.497	106.041	23.282
16	T	6.7015	10.3605	4.1758	18.5855	8.0588	13.6882	13.7383	87.4831
	S	136.537	87.856	93.559	111.084	91.628	91.452	105.412	100.367
17	T	6.6881	10.3048	4.2160	18.7265	8.0138	13.6304	13.5909	87.3433
	S	136.810	88.330	92.666	110.247	92.142	91.840	106.555	100.527
18	T	6.6742	10.3177	4.0952	18.6755	8.0345	13.7524	13.6656	87.2721
	S	137.095	88.220	95.400	110.548	91.905	91.025	105.973	100.609
19	T	6.6759	10.4090	4.1155	18.6145	8.0654	13.5970	13.6500	87.3353
	S	137.060	87.446	94.929	110.911	91.553	92.066	106.094	100.537

Event: Chris Griffis Memorial OT - USF2000
Track: Indianapolis Motor Speedway RC
Report: Section Data Report
Session: Test Session 6

2.439 mile(s)



USF2000 Championship
October 20, 2019

Section Data for Car 77 - Kotyk, Jonathan (R)

Lap	T/SF to I1	I1 to I2	I2 to I3A	I3A to I4	I5 to I6	I6 to I8	I8 to SF	Lap	
20	T	6.6612	10.2377	4.0402	18.5952	7.9862	13.4704	13.6482	86.7174
	S	137.363	88.909	96.699	111.026	92.461	92.931	106.108	101.253
21	T	6.6575	10.0749	4.0457	18.6508	8.0149	13.6893	13.6439	86.8001
	S	137.439	90.346	96.567	110.695	92.130	91.445	106.141	101.157
22	T	6.6568	9.9402	4.1107	18.6314	8.0042	13.5790	13.6431	86.6310
	S	137.453	91.570	95.040	110.810	92.253	92.188	106.148	101.354
23	T	6.6474	10.2340	4.0850	19.0055	8.0257	13.5557	13.6036	87.7812
	S	137.648	88.941	95.638	108.629	92.006	92.346	106.456	100.026
24	T	6.6498	9.9589	4.0687	18.5840	8.0100	13.7554	13.6995	86.6897
	S	137.598	91.398	96.021	111.093	92.186	91.006	105.711	101.285
25	T	6.6596	10.0609	4.0808	18.6293	7.9626	13.5091	13.6536	86.6656
	S	137.396	90.472	95.737	110.822	92.735	92.665	106.066	101.314
26	T	6.6709	10.0180	4.0219	18.7303	8.0662	13.5783	13.5977	86.7057
	S	137.163	90.859	97.139	110.225	91.544	92.193	106.502	101.267
27	T	6.6645	9.9992	4.1149	18.6555	8.0041	13.5477	13.6415	86.7116
	S	137.295	91.030	94.943	110.667	92.254	92.401	106.160	101.260
28	T	6.6616	11.1174	4.3882	23.7367	8.4503			
	S	137.354	81.874	89.030	86.977	87.383			

Event: Chris Griffis Memorial OT - USF2000

Track: Indianapolis Motor Speedway RC

2.439 mile(s)



Report: Section Data Report

USF2000 Championship

Session: Test Session 6

October 20, 2019

Section Data for Car 78 - Andersson, Viktor (R)

Lap	T/SF to I1	I1 to I2	I2 to I3A	I3A to I4	I5 to I6	I6 to I8	I8 to SF	Lap	
1	T	6.7856	10.2164	4.0227	18.7232	8.1154	13.4763	13.9588	87.4766
	S	134.844	89.095	97.119	110.267	90.989	92.890	103.747	100.374
2	T	6.7570	10.0330	4.0204	18.6990	8.0662	13.2258	13.9200	86.7316
	S	135.415	90.723	97.175	110.409	91.544	94.650	104.036	101.236
3	T	6.7149	9.9191	3.9974	18.6158	8.0735	13.1897	13.8784	86.4198
	S	136.264	91.765	97.734	110.903	91.461	94.909	104.348	101.602
4	T	6.7089	9.9083	4.0089	18.7643	8.1025	13.3082	13.9861	86.7297
	S	136.386	91.865	97.454	110.025	91.133	94.064	103.544	101.239
5	T	6.7236	9.9340	4.0401	18.6493	8.0049	13.2554	14.0205	86.5478
	S	136.088	91.627	96.701	110.704	92.245	94.438	103.290	101.451
6	T	6.7126	9.9306	4.0336	18.6479	8.0840	13.5922	13.7449	87.0486
	S	136.311	91.659	96.857	110.712	91.342	92.098	105.361	100.868
7	T	6.7229	9.8575	4.0191	18.6616	8.0406	13.2581	13.8807	86.4256
	S	136.102	92.339	97.206	110.631	91.835	94.419	104.331	101.595
8	T	6.7077	9.8577	4.0526	18.6354	8.0585	13.3708	13.8380	86.3934
	S	136.410	92.337	96.403	110.786	91.631	93.623	104.653	101.633
9	T	6.7113	9.9647	4.0369	18.6480	8.1685	13.3515	13.9199	89.5252
	S	136.337	91.345	96.778	110.711	90.397	93.759	104.037	98.077
10	T	6.7071	9.9419	4.0288	18.6646	8.0336	13.2568	13.9019	86.4376
	S	136.423	91.555	96.972	110.613	91.915	94.428	104.172	101.581
11	T	6.6826	9.9117	4.0104	18.6915	8.1445	13.2293	13.8907	86.4354
	S	136.923	91.834	97.417	110.454	90.664	94.625	104.255	101.583
12	T	6.6627	9.9790	4.0186	18.5931	8.1054	13.3494	13.7733	86.4603
	S	137.332	91.214	97.218	111.038	91.101	93.773	105.144	101.554
13	T	6.5727			19.8786	8.1475	13.5152	13.7624	93.4008
	S	139.212			103.858	90.630	92.623	105.227	94.008
14	T	6.6648	9.9476	3.9827	18.6165	8.0885	13.3541	13.7846	86.3602
	S	137.288	91.502	98.095	110.899	91.291	93.740	105.058	101.672
15	T	6.6594	10.0388	4.0293	18.6683	8.1585	13.3984	13.7866	86.6017
	S	137.400	90.671	96.960	110.591	90.508	93.430	105.043	101.388
16	T	6.6277	11.0383	4.2872	18.8073	8.1637	13.3806	13.7992	88.0244
	S	138.057	82.461	91.128	109.774	90.450	93.555	104.947	99.750
17	T	6.6481	10.2183	4.0087	18.7431	8.2160			103.1983
	S	137.633	89.078	97.458	110.150	89.875			85.083
18	T			4.8509	23.0747	8.4228	13.6189	14.1648	258.5923
	S			80.538	89.472	87.668	91.918	102.238	33.955
19	T	6.7111	10.3472	4.0324	18.6266	8.0737	13.2294	13.7073	86.9630
	S	136.341	87.968	96.886	110.839	91.459	94.624	105.650	100.967

Event: Chris Griffis Memorial OT - USF2000
Track: Indianapolis Motor Speedway RC
Report: Section Data Report
Session: Test Session 6

2.439 mile(s)



USF2000 Championship
October 20, 2019

Section Data for Car 78 - Andersson, Viktor (R)

Lap	T/SF to I1	I1 to I2	I2 to I3A	I3A to I4	I5 to I6	I6 to I8	I8 to SF	Lap	
20	T	6.6573	9.9843	4.0272	18.6852	8.0599	13.2020	13.7837	86.2908
	S	137.443	91.166	97.011	110.491	91.615	94.820	105.065	101.754
21	T	6.6462	10.0175	3.9898	18.4792	8.0403	13.1374	13.7985	85.9866
	S	137.673	90.864	97.920	111.723	91.838	95.287	104.952	102.114
22	T	6.6389	9.9495	3.9936	18.5278	8.1006	13.2635	13.8173	86.2832
	S	137.824	91.485	97.827	111.430	91.155	94.381	104.809	101.763
23	T	6.6542	9.9737	3.9910	18.5701	8.1154	13.2404	13.7993	86.1629
	S	137.507	91.263	97.891	111.176	90.989	94.545	104.946	101.905
24	T	6.6407	9.9940	4.0405	18.5797	8.0934	13.3968	13.7040	86.3341
	S	137.787	91.077	96.691	111.118	91.236	93.442	105.676	101.703
25	T	6.6055	11.6842	4.5891	19.6654	8.0667	13.3447	13.8521	90.2109
	S	138.521	77.902	85.133	104.984	91.538	93.806	104.546	97.332
26	T	6.6494	9.9396	3.9948	18.5352	8.0685	13.3520	13.9263	86.3694
	S	137.606	91.576	97.798	111.385	91.518	93.755	103.989	101.661
27	T	6.6331	10.0682	3.9645	18.6531	8.0386	13.4879	13.7752	86.5771
	S	137.945	90.406	98.545	110.681	91.858	92.810	105.130	101.417
28	T	6.6080	10.0192	4.0886	18.8745	8.1324	17.9106	13.6832	91.5043
	S	138.469	90.848	95.554	109.383	90.798	69.893	105.836	95.956
29	T	6.6517	10.2549	4.0322	19.0312	8.1375			
	S	137.559	88.760	96.890	108.482	90.742			

Event: Chris Griffis Memorial OT - USF2000
 Track: Indianapolis Motor Speedway RC
 Report: Section Data Report
 Session: Test Session 6

2.439 mile(s)



USF2000 Championship
 October 20, 2019

Section Data for Car 9 - Voigt, Harry (R)

Lap	T/SF to I1	I1 to I2	I2 to I3A	I3A to I4	I5 to I6	I6 to I8	I8 to SF	Lap	
1	T	6.6491	10.5717	4.1230	19.1606	7.9605	13.5072	13.7553	87.9301
	S	137.613	86.100	94.757	107.750	92.759	92.678	105.282	99.857
2	T	6.6359	10.1165	4.1902	18.6971	8.0653	13.7029	14.0376	87.5491
	S	137.886	89.975	93.237	110.421	91.554	91.354	103.164	100.291
3	T	6.8590			19.2320	8.1099	13.8348	14.1366	93.9305
	S	133.401			107.349	91.050	90.483	102.442	93.478
4	T	6.9136	10.2335	4.1271	19.0497	8.1072	13.9374	14.0619	88.6528
	S	132.348	88.946	94.663	108.377	91.081	89.817	102.986	99.043
5	T	6.8944	10.1854	4.1640	18.8733	8.1341	13.5984	14.0465	87.9432
	S	132.716	89.366	93.824	109.390	90.779	92.056	103.099	99.842
6	T	6.9113	10.0984	4.1839	19.1371	8.3320	13.9925	14.0911	88.8291
	S	132.392	90.136	93.377	107.882	88.623	89.464	102.773	98.846
7	T	6.9457	10.2333	4.1501	19.3288	8.4732	14.4237	13.9352	90.2105
	S	131.736	88.948	94.138	106.812	87.146	86.789	103.923	97.332
8	T	6.9011	10.2116	4.1176	19.0229	7.9946	13.6783	14.0341	88.0631
	S	132.588	89.137	94.881	108.529	92.363	91.519	103.190	99.706
9	T	6.9168	10.4210	4.1282	18.8938	8.0294	13.8657	14.1260	88.4761
	S	132.287	87.345	94.637	109.271	91.963	90.282	102.519	99.240
10	T	6.9229	10.2933	4.1168	18.9736	8.0804			105.8014
	S	132.170	88.429	94.899	108.811	91.383			82.989
11	T			4.4810	20.8594	8.4717	13.9660	14.0669	295.5503
	S			87.186	98.974	87.162	89.633	102.950	29.709
12	T	6.9212	10.2453	4.1281	18.7463	8.0732	13.6321	14.0962	87.8660
	S	132.203	88.843	94.640	110.131	91.464	91.829	102.736	99.929
13	T	6.8854	10.1417	4.0919	18.7011			14.0596	121.8871
	S	132.890	89.751	95.477	110.397			103.003	72.037
14	T	6.9258	10.3642	4.1330	19.5024	8.0667	13.7078	13.9256	88.9005
	S	132.115	87.824	94.527	105.861	91.538	91.322	103.994	98.767
15	T	6.8349	10.1225	4.1002	18.8443	8.0484	13.6971	13.9076	87.5787
	S	133.872	89.921	95.284	109.558	91.746	91.393	104.129	100.257
16	T	6.8822	10.1139	4.1146	18.8086	8.0039	13.7426	14.1103	87.7871
	S	132.952	89.998	94.950	109.766	92.256	91.090	102.633	100.019
17	T	6.9400	10.1542	4.0919	18.9002	7.9617	13.6159	14.0177	87.7180
	S	131.844	89.640	95.477	109.234	92.745	91.938	103.311	100.098
18	T	6.9277	10.6727	4.1576	19.0015	8.0452	13.6743	13.9525	88.5267
	S	132.078	85.286	93.968	108.652	91.783	91.545	103.794	99.184
19	T	6.8498	10.0638	4.1209	18.8872	8.0282	13.4919	14.0872	87.4806
	S	133.581	90.446	94.805	109.309	91.977	92.783	102.801	100.370

Event: Chris Griffis Memorial OT - USF2000

Track: Indianapolis Motor Speedway RC

2.439 mile(s)



Report: Section Data Report

USF2000 Championship

Session: Test Session 6

October 20, 2019

Section Data for Car 9 - Voigt, Harry (R)

Lap	T/SF to I1	I1 to I2	I2 to I3A	I3A to I4	I5 to I6	I6 to I8	I8 to SF	Lap	
20	T	6.8784	10.0973	4.1108	18.8851	7.9832	13.4902	14.0123	87.4102
	S	133.025	90.146	95.038	109.321	92.495	92.795	103.351	100.451
21	T	6.8642	10.0236	4.1130	18.8485	8.0141	13.6663	14.3586	87.9488
	S	133.300	90.808	94.987	109.534	92.139	91.599	100.858	99.835
22	T	6.9275	10.3941	4.1277	19.1625	7.9873	13.7646	14.1162	88.8185
	S	132.082	87.572	94.649	107.739	92.448	90.945	102.590	98.858
23	T	6.9232	10.1141	4.0932	18.7901	7.9804	13.5773	14.1630	87.8283
	S	132.164	89.996	95.447	109.874	92.528	92.199	102.251	99.972
24	T	6.8686	10.2605	4.0426	18.8057	8.0148	13.6185	14.0656	87.7660
	S	133.215	88.712	96.641	109.783	92.131	91.920	102.959	100.043
25	T	6.8933			18.9884	8.0055	13.8027	13.9560	93.3671
	S	132.738			108.727	92.238	90.694	103.768	94.042
26	T	6.9172	10.2510	4.0652	19.0047	8.0875	14.4646	13.7698	88.5888
	S	132.279	88.794	96.104	108.633	91.303	86.544	105.171	99.114
27	T	6.7321	10.2057	4.0983	18.8813	8.2207			
	S	135.916	89.188	95.328	109.343	89.823			

Event: Chris Griffis Memorial OT - USF2000
Track: Indianapolis Motor Speedway RC
Report: Section Data Report
Session: Test Session 6

2.439 mile(s)



USF2000 Championship
October 20, 2019

Section Data for Car 91 - Barrichello, Eduardo

Lap	T/SF to I1	I1 to I2	I2 to I3A	I3A to I4	I5 to I6	I6 to I8	I8 to SF	Lap	
1	T	6.7464	10.3245	4.1907	18.5833	7.9937	13.5099	13.8009	87.1135
	S	135.628	88.162	93.226	111.097	92.374	92.659	104.934	100.793
2	T	6.6484	10.2739	4.0921	18.7378	8.0383	13.5530	13.8301	87.1972
	S	137.627	88.596	95.472	110.181	91.861	92.365	104.712	100.696
3	T	6.7229	10.0192	4.0143	18.7191	7.9494	13.5765	13.7707	86.7787
	S	136.102	90.848	97.323	110.291	92.889	92.205	105.164	101.182
4	T	6.7123	10.0936	4.0856	19.1594	7.9883	13.5897	13.7367	87.4787
	S	136.317	90.179	95.624	107.756	92.436	92.115	105.424	100.372
5	T	6.7028	9.9920	4.0517	18.6102	8.0047	13.4831	13.6947	86.4382
	S	136.510	91.096	96.424	110.936	92.247	92.843	105.748	101.580
6	T	6.6692	10.0990	4.1003	18.7329	8.0877	13.5456	13.7301	86.8202
	S	137.198	90.130	95.281	110.210	91.300	92.415	105.475	101.133
7	T	6.6939	10.0174	4.0234	18.6950	8.0354			98.0455
	S	136.692	90.865	97.102	110.433	91.895			89.554
8	T			4.1329	18.6483	7.9829	13.8267	13.6908	263.9293
	S			94.530	110.710	92.499	90.536	105.778	33.268
9	T	6.7299	10.0674	3.9909	18.5904	7.9904	13.4564	13.7472	86.4442
	S	135.960	90.413	97.893	111.054	92.412	93.028	105.344	101.573
10	T	8.5005	11.4998	4.0965	19.2324	7.9524	13.5183	13.6862	90.5315
	S	107.641	79.152	95.370	107.347	92.854	92.602	105.813	96.987
11	T	6.6918	9.9761	3.9869	18.5251	7.9872	13.5270	13.7238	86.3114
	S	136.735	91.241	97.991	111.446	92.449	92.542	105.523	101.729
12	T	7.5693	10.7788	4.4539	19.5583	8.1303			104.5745
	S	120.883	84.446	87.717	105.559	90.822			83.963
13	T			3.9976	18.6491	8.0457	13.5671	13.7001	164.1124
	S			97.729	110.705	91.777	92.269	105.706	53.502
14	T	6.6703	10.0239	4.0130	18.5564	7.9730	13.4625	13.7059	86.2247
	S	137.175	90.806	97.354	111.258	92.614	92.986	105.661	101.832
15	T	6.6571	9.9962	3.9953	18.5036	8.0105	13.4736	13.6591	86.1314
	S	137.447	91.057	97.785	111.575	92.180	92.909	106.023	101.942
16	T	6.6710	10.0735	4.0432	18.6384	8.0413			98.1834
	S	137.161	90.359	96.627	110.768	91.827			89.429
17	T			4.3241	18.9752	8.0706	13.6423	13.6143	191.8198
	S			90.350	108.802	91.494	91.760	106.372	45.774
18	T	6.7267	10.0622	3.9755	18.5636	7.9086	13.3892	13.6660	86.1766
	S	136.025	90.460	98.272	111.215	93.368	93.495	105.970	101.888
19	T	6.7185	9.9915	4.0123	18.5214	7.9314	13.3985	13.6704	86.0322
	S	136.191	91.100	97.371	111.468	93.099	93.430	105.936	102.059

Event: Chris Griffis Memorial OT - USF2000
Track: Indianapolis Motor Speedway RC
Report: Section Data Report
Session: Test Session 6

2.439 mile(s)



USF2000 Championship
October 20, 2019

Section Data for Car 91 - Barrichello, Eduardo

Lap	T/SF to I1	I1 to I2	I2 to I3A	I3A to I4	I5 to I6	I6 to I8	I8 to SF	Lap	
20	T	6.6882	9.9844	3.9710	18.5111	7.9410	13.5034	13.6756	86.0499
	S	136.808	91.165	98.384	111.530	92.987	92.704	105.895	102.038
21	T	6.6435	10.0656	4.0839	18.5609	7.9626			98.0446
	S	137.729	90.430	95.664	111.231	92.735			89.555
22	T			3.9598	18.5765	7.9469	13.4366	13.6589	245.2600
	S			98.662	111.137	92.918	93.165	106.025	35.800
23	T	6.6478	10.1215	3.9971	18.5118	7.9891	13.3974	13.6302	86.1377
	S	137.640	89.930	97.741	111.526	92.427	93.437	106.248	101.934
24	T	6.6836	10.0172	4.0001	18.5818	8.0076	13.4361	13.6896	86.1672
	S	136.902	90.866	97.668	111.106	92.214	93.168	105.787	101.900
25	T	7.0219	11.4087	4.4521	19.7579	8.5110			
	S	130.307	79.784	87.752	104.492	86.759			

Event: Chris Griffis Memorial OT - USF2000

Track: Indianapolis Motor Speedway RC

2.439 mile(s)



Report: Section Data Report

USF2000 Championship






Session: Test Session 6

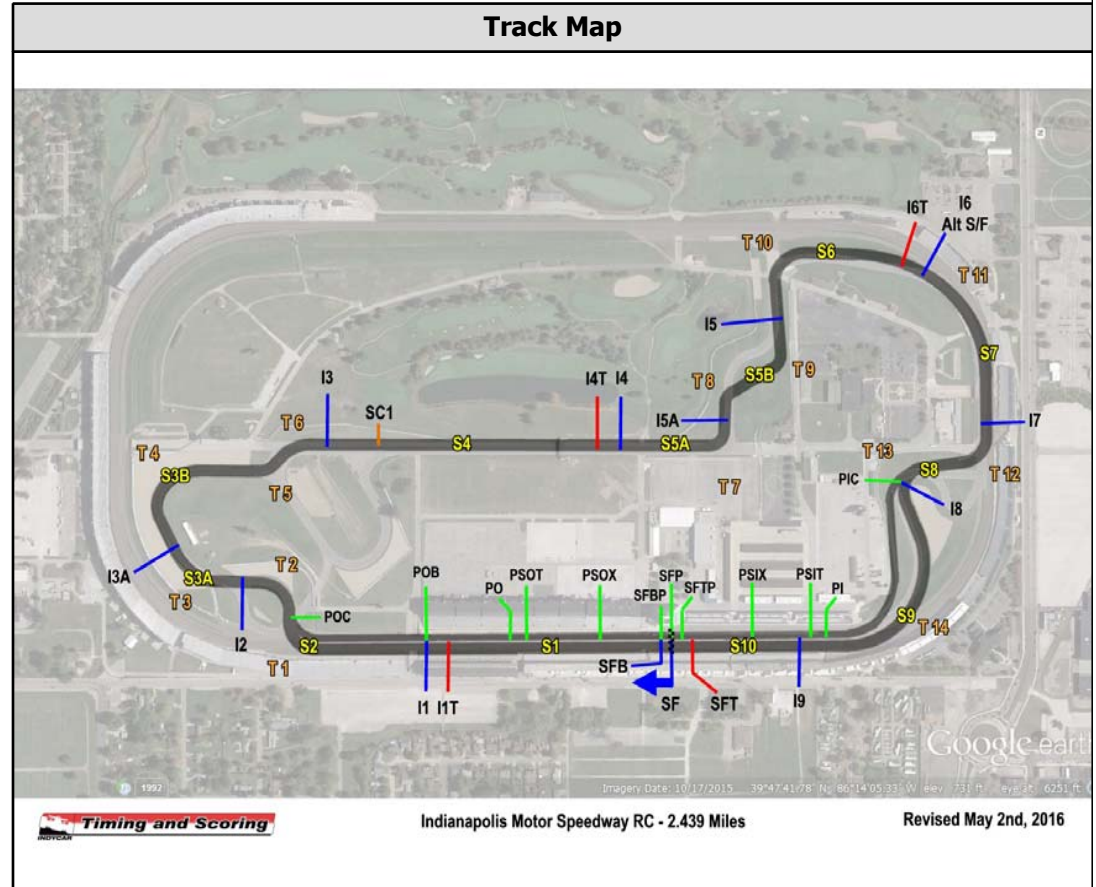
October 20, 2019

Section Data for Car

Report Support Information

Section Legend	
Name	Length
SF to I1	0.254167 miles
I1 to I2	0.252841 miles
I2 to I3A	0.108523 miles
I3A to I3	0.232197 miles
I3A to I4	0.573485 miles
I3 to I4	0.341288 miles
I4 to I5A	0.165720 miles
I5A to I5	0.129167 miles
I5 to I6	0.205114 miles
I6 to I7	0.195265 miles
I6 to I8	0.347727 miles
I7 to I8	0.152462 miles
I8 to I9	0.237879 miles
I8 to SF	0.402273 miles
I9 to SF	0.164394 miles
I2 to I3	0.340720 miles
I4 to I5	0.294886 miles
Lap	2.439000 miles
PI to PO	0.394602 miles
PO to SF	2.239110 miles
SF to PI	2.223106 miles
PO to I2	0.307102 miles
I7 to PI	0.338826 miles

Color Legend	
	Fastest Lap
	Section Under Caution
	Section Under Green
	Section Time Data
	Section Speed Data



Event: Chris Griffis Memorial OT - USF2000

Track: Indianapolis Motor Speedway RC

2.439 mile(s)



Report: Section Data Report

USF2000 Championship

Session: Test Session 6

October 20, 2019

Section Data for Car

PO to PI	2.023201 miles
----------	----------------