

Event: Cooper Tires USF2000 Grand Prix

Round 8 / 9

Track: Streets of Toronto

1.786 mile(s)

Report: Section Data Report

USF2000 Championship



Session: Qualifications - Race 1

July 12, 2019

Section Data for Car 12 - Sulaiman, Manuel (R)

Lap	T/S	I8 to I9A	I9A to I9	I9 to I10	I10 to SF	SF to I1	I1 to I2	I2 to I3A	I3A to I3	I3 to I4	I4 to I5	I5 to I6A	I6A to I6	I6 to I7	I7 to I8	Lap
1	T	2.7512	2.4131	8.9554	4.7788	0.7083	2.8620	4.7828	6.3041	10.4252	10.6510	5.9539	5.1875	9.3114	2.9662	78.0509
	S	61.956	58.205	65.704	99.445	113.588	102.916	64.150	97.339	123.608	63.566	62.984	71.632	95.777	51.949	82.377
2	T	2.6736	2.3280	8.7913	4.7346	0.7074	2.6949	4.5596	6.2263	9.9839	10.0776	5.8485	5.1001	9.1132	2.9347	75.7737
	S	63.755	60.333	66.931	100.373	113.733	109.297	67.291	98.556	129.071	67.183	64.119	72.860	97.860	52.507	84.853
3	T	2.6280	2.2684	8.5424	4.6642	0.7051	2.6939	4.7160	6.2852	10.5028	10.4366	5.8567	5.0335	9.1761	2.8994	76.4083
	S	64.861	61.918	68.881	101.888	114.104	109.338	65.059	97.632	122.695	64.872	64.029	73.824	97.189	53.146	84.148
4	T	2.6126	2.2903	8.5223	4.7638	0.7124	2.6835	4.6852	6.3197	12.5321	12.4051	6.7258	6.0464	11.7473	5.0643	87.1108
	S	65.243	61.326	69.043	99.758	112.935	109.762	65.487	97.099	102.827	54.578	55.755	61.457	75.917	30.427	73.809
5	T					0.7921	2.9177	5.1658	6.4231	10.1026	10.2899	5.9863	5.3598	10.1164	3.1214	763.2170
	S					101.571	100.951	59.394	95.536	127.555	65.797	62.643	69.329	88.156	49.366	8.424
6	T	2.6721	2.3731	8.7232	4.6629	0.6984	2.6719	4.5738	6.1924	9.8295	10.2838	5.8550	5.0493	9.0922	2.9840	75.6616
	S	63.790	59.186	67.453	101.917	115.198	110.238	67.082	99.095	131.099	65.836	64.048	73.593	98.086	51.639	84.978

Event: Cooper Tires USF2000 Grand Prix
Track: Streets of Toronto
Report: Section Data Report
Session: Qualifications - Race 1

Round 8 / 9
1.786 mile(s)
USF2000 Championship
July 12, 2019



Section Data for Car 12 - Sulaiman, Manuel (R)

Lap	T/S	PI to PO	PO to I8	SF to PI
1	T		70.9260	
	S		77.953	
2	T			
	S			
3	T			
	S			
4	T			74.9559
	S			69.695
5	T	690.5195	66.6634	
	S	1.004	82.937	
6	T			60.4342
	S			86.443

Event: Cooper Tires USF2000 Grand Prix

Round 8 / 9

Track: Streets of Toronto

1.786 mile(s)

Report: Section Data Report

USF2000 Championship

Session: Qualifications - Race 1

July 12, 2019



Section Data for Car 14 - Holden, Zach

Lap	T/S	I8 to I9A	I9A to I9	I9 to I10	I10 to SF	SF to I1	I1 to I2	I2 to I3A	I3A to I3	I3 to I4	I4 to I5	I5 to I6A	I6A to I6	I6 to I7	I7 to I8	Lap
1	T	2.7381	2.2690	8.6812	4.6695	0.7019	2.7285	4.5380	6.2084	9.9504	10.0129	5.8302	5.0933	9.2125	2.8903	75.5242
	S	62.253	61.902	67.780	101.773	114.624	107.951	67.611	98.840	129.506	67.617	64.320	72.957	96.805	53.313	85.133
2	T	2.6516	2.2724	8.3684	4.6313	0.6995	2.6466	4.4859	6.2387	9.9413	9.9032	5.8796	4.9439	9.0561	2.8301	74.5486
	S	64.284	61.809	70.313	102.612	115.017	111.292	68.396	98.360	129.625	68.366	63.780	75.161	98.477	54.447	86.247
3	T	2.6569	2.2232	8.3183	4.6185	0.7011	2.6714	4.5270	6.2004	9.8626	9.8279	5.7342	4.9005	8.9012		
	S	64.155	63.177	70.737	102.896	114.755	110.259	67.775	98.967	130.659	68.890	65.397	75.827	100.191		

Event: Cooper Tires USF2000 Grand Prix

Round 8 / 9

Track: Streets of Toronto

1.786 mile(s)

Report: Section Data Report

USF2000 Championship

Session: Qualifications - Race 1

July 12, 2019



Section Data for Car 14 - Holden, Zach

Lap	T/S	PO to I8	SF to PI
1	T	73.5513	
	S	75.170	
2	T		
	S		
3	T		406.5347
	S		12.850

Event: Cooper Tires USF2000 Grand Prix

Round 8 / 9

Track: Streets of Toronto

1.786 mile(s)

Report: Section Data Report

USF2000 Championship



Session: Qualifications - Race 1

July 12, 2019

Section Data for Car 2 - Keane, Darren

Lap	T/S	I8 to I9A	I9A to I9	I9 to I10	I10 to SF	SF to I1	I1 to I2	I2 to I3A	I3A to I3	I3 to I4	I4 to I5	I5 to I6A	I6A to I6	I6 to I7	I7 to I8	Lap
1	T	2.6682	2.3016	8.4735	4.6984	0.6987	2.6904	4.5988	6.2895	10.0982	9.7941	5.7952	4.9226	9.1397	2.8784	75.0473
	S	63.884	61.025	69.441	101.147	115.149	109.480	66.717	97.565	127.611	69.128	64.709	75.487	97.576	53.534	85.674
2	T	2.5988	2.2548	8.2983	4.6413	0.7011	2.6326	4.4055	6.1759	10.0156	9.5367	5.6826	4.8633	9.0994	3.0542	73.9601
	S	65.590	62.291	70.907	102.391	114.755	111.884	69.644	99.360	128.663	70.994	65.991	76.407	98.008	50.452	86.933
3	T	2.8036	2.3247	8.1599	4.6297	0.7001	2.6230	4.4579	6.1487	9.9568	9.5075	5.6424	4.8468	9.0935	2.8637	73.7583
	S	60.798	60.418	72.110	102.648	114.919	112.293	68.826	99.799	129.423	71.212	66.461	76.667	98.072	53.808	87.171
4	T	2.5284	2.2579	8.0602	4.5732	0.6981	2.5836	4.3719	6.1388	12.3547	12.5921	7.1661	6.2722	14.4976	5.5803	89.6751
	S	67.416	62.206	73.002	103.916	115.248	114.006	70.180	99.960	104.303	53.767	52.330	59.244	61.515	27.613	71.699
5	T					0.7894	2.8311	4.7371	6.3868	10.1168	9.7276	5.7560	4.8754	9.0748	2.8965	767.7968
	S					101.919	104.039	64.769	96.079	127.376	69.600	65.149	76.218	98.274	53.199	8.374
6	T	2.5807	2.4625	8.2643	4.6318	0.6998	2.6670	4.5303	6.2596	10.0133	9.4579	5.6454	4.8000	9.0874	2.8600	73.9600
	S	66.050	57.037	71.199	102.601	114.968	110.441	67.726	98.031	128.692	71.585	66.426	77.415	98.138	53.878	86.933

Event: Cooper Tires USF2000 Grand Prix

Round 8 / 9

Track: Streets of Toronto

1.786 mile(s)

Report: Section Data Report

USF2000 Championship

Session: Qualifications - Race 1

July 12, 2019



Section Data for Car 2 - Keane, Darren

Lap	T/S	PI to PO	PO to I8	SF to PI
1	T		68.0244	
	S		81.278	
2	T			
	S			
3	T			
	S			
4	T			77.6810
	S			67.251
5	T	698.6324	63.7388	
	S	0.993	86.743	
6	T			59.5382
	S			87.744

Event: Cooper Tires USF2000 Grand Prix

Round 8 / 9

Track: Streets of Toronto

1.786 mile(s)

Report: Section Data Report

USF2000 Championship

Session: Qualifications - Race 1

July 12, 2019



Section Data for Car 21 - Sundaramoorthy, Yuven (R)

Lap	T/S	I8 to I9A	I9A to I9	I9 to I10	I10 to SF	SF to I1	I1 to I2	I2 to I3A	I3A to I3	I3 to I4	I4 to I5	I5 to I6A	I6A to I6	I6 to I7	I7 to I8	Lap
1	T	2.7973	2.4525	9.3607	4.8408	0.7201	2.9156	4.9365	6.4875	10.2270	10.8378	6.0551	5.5733	9.5255	3.0355	79.7652
	S	60.935	57.270	62.860	98.171	111.727	101.024	62.153	94.587	126.003	62.471	61.931	66.673	93.624	50.763	80.607
2	T	2.6982	2.3314	8.9082	4.7409	0.7127	2.7868	4.7948	6.3362	10.0968	10.4076	6.4974	5.2821	9.4788	3.0766	78.1485
	S	63.173	60.245	66.053	100.240	112.887	105.693	63.990	96.846	127.628	65.053	57.715	70.349	94.086	50.085	82.274
3	T	2.7019	2.2646	8.5379	4.6752	0.7088	2.6557	4.5324	6.2654	9.9426	10.2162	5.8132	5.0865	9.4284	2.9715	75.8003
	S	63.087	62.022	68.917	101.649	113.508	110.911	67.694	97.940	129.608	66.272	64.508	73.054	94.588	51.856	84.823
4	T	2.6376	2.2739	8.4666	4.7087	0.7082	2.6764	4.7626	6.9881	11.4899	11.0514	6.0718	5.5301	12.5061	4.8641	84.7355
	S	64.625	61.768	69.498	100.925	113.604	110.053	64.422	87.812	112.154	61.263	61.761	67.194	71.311	31.679	75.878
5	T					0.9183	3.2893	5.6011	6.7497	10.2038	11.1554	6.0964	5.1847	10.4320	3.4129	762.7637
	S					87.612	89.547	54.778	90.913	126.290	60.692	61.512	71.671	85.489	45.150	8.429
6	T	2.7830	2.3239	8.6746	4.7209	0.7111	2.6389	4.4785	6.2421	10.0214	10.3345	5.8075	5.0131	9.4299	2.9883	76.1677
	S	61.248	60.439	67.831	100.665	113.141	111.617	68.509	98.306	128.588	65.513	64.572	74.124	94.573	51.565	84.414

Event: Cooper Tires USF2000 Grand Prix
Track: Streets of Toronto
Report: Section Data Report
Session: Qualifications - Race 1

Round 8 / 9
1.786 mile(s)
USF2000 Championship
July 12, 2019



Section Data for Car 21 - Sundaramoorthy, Yuven (R)

Lap	T/S	PI to PO	PO to I8	SF to PI
1	T		72.1008	
	S		76.682	
2	T			
	S			
3	T			
	S			
4	T			72.4708
	S			72.085
5	T	687.3346	69.6070	
	S	1.009	79.430	
6	T			61.5468
	S			84.880

Event: Cooper Tires USF2000 Grand Prix

Round 8 / 9

Track: Streets of Toronto

1.786 mile(s)

Report: Section Data Report

USF2000 Championship

Session: Qualifications - Race 1

July 12, 2019



Section Data for Car 22 - McElrea, Hunter (R)

Lap	T/S	I8 to I9A	I9A to I9	I9 to I10	I10 to SF	SF to I1	I1 to I2	I2 to I3A	I3A to I3	I3 to I4	I4 to I5	I5 to I6A	I6A to I6	I6 to I7	I7 to I8	Lap
1	T	2.8201	2.3605	8.8459	4.8182	0.7140	2.9190	4.9866	6.4390	10.1167	10.2114	5.8038	4.8991	9.2510	3.1194	77.3047
	S	60.443	59.502	66.518	98.632	112.681	100.906	61.529	95.300	127.377	66.303	64.613	75.849	96.402	49.398	83.172
2	T	2.5989	2.2286	8.4360	4.6441	0.6987	2.7877	4.5934	6.2500	9.8547	9.8590	5.7728	4.8409	9.2412	2.8510	74.6570
	S	65.587	63.024	69.750	102.329	115.149	105.659	66.795	98.182	130.764	68.673	64.960	76.761	96.505	54.048	86.122
3	T	2.5927	2.1348	8.3480	4.6503	0.7069	2.6624	4.5668	6.2529	9.9587	9.8059	5.8037	4.8469	9.1777	2.8645	74.3722
	S	65.744	65.793	70.485	102.193	113.813	110.632	67.185	98.136	129.398	69.045	64.614	76.666	97.172	53.793	86.452
4	T	2.5411	2.1330	8.1547	4.5869	0.7007	2.6282	4.4485	6.3520	12.3904	10.6585	6.2882	5.4415	13.4476	6.0006	85.7719
	S	67.079	65.848	72.156	103.605	114.820	112.071	68.971	96.605	104.003	63.522	59.636	68.288	66.318	25.579	74.962
5	T					0.8064	2.9557	4.7338	6.3251	10.1176	10.1048	6.0351	5.0202	10.4037	3.1494	767.6484
	S					99.770	99.653	64.814	97.016	127.366	67.002	62.137	74.019	85.721	48.927	8.376
6	T	2.5794	2.3357	8.3276	4.6338	0.7011	2.5773	4.5443	6.2654	9.9569	9.7218	5.6754	4.8331	9.0008	2.9829	74.1355
	S	66.083	60.134	70.658	102.557	114.755	114.285	67.517	97.940	129.421	69.642	66.075	76.885	99.082	51.658	86.728

Event: Cooper Tires USF2000 Grand Prix

Round 8 / 9

Track: Streets of Toronto

1.786 mile(s)

Report: Section Data Report

USF2000 Championship

Session: Qualifications - Race 1

July 12, 2019



Section Data for Car 22 - McElrea, Hunter (R)

Lap	T/S	PI to PO	PO to I8	SF to PI
1	T		70.9192	
	S		77.960	
2	T			
	S			
3	T			
	S			
4	T			74.3948
	S			70.221
5	T	695.0591	66.5507	
	S	0.998	83.077	
6	T			61.0012
	S			85.639

Event: Cooper Tires USF2000 Grand Prix
 Track: Streets of Toronto
 Report: Section Data Report
 Session: Qualifications - Race 1

Round 8 / 9
 1.786 mile(s)
 USF2000 Championship
 July 12, 2019



Section Data for Car 23 - Kaminsky, Colin

Lap	T/S	I8 to I9A	I9A to I9	I9 to I10	I10 to SF	SF to I1	I1 to I2	I2 to I3A	I3A to I3	I3 to I4	I4 to I5	I5 to I6A	I6A to I6	I6 to I7	I7 to I8	Lap
1	T	2.8003	2.3178	8.9379	5.3345	0.7464	2.9003	5.4953	6.8925	10.2529	10.4978	6.0111	5.1363	9.2199	2.9809	79.5239
	S	60.870	60.598	65.833	89.086	107.790	101.557	55.833	89.030	125.685	64.494	62.385	72.346	96.728	51.693	80.851
2	T	2.6991	2.2994			0.7073	2.6444	4.5911	6.2834	10.0148	10.0576	5.9274	4.9454	9.1779	2.9330	75.5977
	S	63.152	61.083			113.749	111.385	66.829	97.660	128.673	67.317	63.266	75.139	97.170	52.537	85.050
3	T	2.6220	2.2531			0.7025	2.6369	4.6037	6.1907	9.9052	9.6924	5.7421	4.9362	9.2203	2.8705	74.5266
	S	65.009	62.338			114.526	111.701	66.646	99.122	130.097	69.853	65.307	75.279	96.723	53.681	86.273
4	T	2.7086	2.2916	8.4312	4.6490	0.7023	2.5944	4.6639	6.1795	12.7489	11.6014	6.3818	5.6617	12.0900	5.1524	85.8567
	S	62.931	61.291	69.789	102.221	114.559	113.531	65.786	99.302	101.078	58.359	58.761	65.632	73.765	29.907	74.888
5	T					0.8808	3.0628	4.9757	6.4043	10.2013	10.0001	6.1588	5.3477	10.1535	3.0986	766.7395
	S					91.343	96.169	61.663	95.816	126.321	67.704	60.888	69.486	87.834	49.729	8.386
6	T	2.6840	2.3422	8.6607	4.6943	0.7045	2.6602	4.7013	6.3710	10.0140	10.6464	6.0249	5.1075	9.3752	2.9519	76.9381
	S	63.508	59.967	67.940	101.235	114.201	110.723	65.262	96.317	128.683	63.594	62.242	72.754	95.125	52.201	83.568

Event: Cooper Tires USF2000 Grand Prix

Round 8 / 9

Track: Streets of Toronto

1.786 mile(s)

Report: Section Data Report

USF2000 Championship

Session: Qualifications - Race 1

July 12, 2019



Section Data for Car 23 - Kaminsky, Colin

Lap	T/SPI to PO	PO to I8	SF to PI
1	T	70.1696	
	S	78.793	
2	T		
	S		
3	T		
	S		
4	T		74.0898
	S		70.510
5	T	692.9439	67.4821
	S	1.001	81.931
6	T		61.9669
	S		84.305

Event: Cooper Tires USF2000 Grand Prix

Round 8 / 9

Track: Streets of Toronto

1.786 mile(s)

Report: Section Data Report

USF2000 Championship

Session: Qualifications - Race 1

July 12, 2019



Section Data for Car 24 - Tomaselli, Bruna

Lap	T/S	I8 to I9A	I9A to I9	I9 to I10	I10 to SF	SF to I1	I1 to I2	I2 to I3A	I3A to I3	I3 to I4	I4 to I5	I5 to I6A	I6A to I6	I6 to I7	I7 to I8	Lap
1	T	2.7470	2.3220	8.9322	4.9002	0.7178	2.8229	4.8803	6.3946	10.1374	10.3624	5.7305	4.9913	9.2504	2.9441	77.1331
	S	62.051	60.489	65.875	96.981	112.085	104.341	62.869	95.962	127.117	65.337	65.439	74.448	96.409	52.339	83.357
2	T	2.6072	2.2426	8.5801	4.7110	0.7089	2.7266	4.5927	6.2612	10.0503	10.3881	5.8785	5.0698	9.3060	3.0743	76.1973
	S	65.378	62.630	68.578	100.876	113.492	108.027	66.806	98.006	128.219	65.175	63.792	73.295	95.833	50.122	84.381
3	T	2.6012	2.2382	8.5203	4.6717	0.7055	2.7024	4.6074	6.2443	9.9355	9.9649	5.7390	5.0117	9.2156	2.8932	75.0509
	S	65.529	62.753	69.060	101.725	114.039	108.994	66.592	98.271	129.700	67.943	65.342	74.145	96.773	53.260	85.670
4	T	2.5579	2.2069	8.3881	4.6653	0.7053	2.6566	4.6519	6.3935	12.0899	11.7518	6.1551	5.6161	11.8824	5.4194	85.1402
	S	66.638	63.643	70.148	101.864	114.071	110.873	65.955	95.978	106.588	57.612	60.925	66.165	75.054	28.433	75.518
5	T					0.8829	3.2650	5.5974	6.7257	10.2512	10.8755	5.9446	5.2128	9.9292	3.1846	769.8068
	S					91.125	90.213	54.814	91.238	125.706	62.254	63.082	71.284	89.818	48.386	8.352
6	T	2.6718	2.3805	8.5769	4.6494	0.6971	2.7734	4.7131	6.2364	9.9163	10.1531	5.8028	5.1275	9.3930	3.0303	76.1216
	S	63.798	59.002	68.604	102.213	115.413	106.204	65.099	98.396	129.951	66.684	64.624	72.470	94.945	50.850	84.465

Event: Cooper Tires USF2000 Grand Prix

Round 8 / 9

Track: Streets of Toronto

1.786 mile(s)

Report: Section Data Report

USF2000 Championship

Session: Qualifications - Race 1

July 12, 2019



Section Data for Car 24 - Tomaselli, Bruna

Lap	T/SPI to PO	PO to I8	SF to PI
1	T	70.1940	
	S	78.765	
2	T		
	S		
3	T		
	S		
4	T		73.5090
	S		71.067
5	T	694.8316	68.7882
	S	0.998	80.375
6	T		61.9957
	S		84.265

Event: Cooper Tires USF2000 Grand Prix

Round 8 / 9

Track: Streets of Toronto

1.786 mile(s)

Report: Section Data Report

USF2000 Championship



Session: Qualifications - Race 1

July 12, 2019

Section Data for Car 27 - Round-Garrido, Matt (R)

Lap	T/S	I8 to I9A	I9A to I9	I9 to I10	I10 to SF	SF to I1	I1 to I2	I2 to I3A	I3A to I3	I3 to I4	I4 to I5	I5 to I6A	I6A to I6	I6 to I7	I7 to I8	Lap
1	T	2.6769	2.4082	8.7344	4.7104	0.7116	2.7376	4.8051	6.3705	10.1291	9.9675	5.8003	4.8814	9.1506	2.9626	76.0462
	S	63.676	58.323	67.367	100.889	113.061	107.593	63.853	96.325	127.221	67.925	64.652	76.124	97.460	52.012	84.549
2	T	2.5769	2.3723	8.4555	4.7116	0.7104	2.6341	4.7524	6.4449	10.1000	9.9164	5.7840	4.9038	9.1054	2.9558	75.4235
	S	66.147	59.206	69.589	100.863	113.252	111.820	64.561	95.213	127.588	68.275	64.834	75.776	97.944	52.132	85.247
3	T	2.5414	2.3365	8.4063	4.6619	0.7062	2.6658	4.7077	6.2865	10.0351	9.9436	5.8099	4.9338	9.2786	3.7744	76.0877
	S	67.071	60.113	69.996	101.939	113.926	110.490	65.174	97.612	128.413	68.089	64.545	75.315	96.116	40.825	84.502
4	T					1.0225	4.2949	5.5069	8.2958	11.0149	10.8648	6.2935	5.3111	9.4176	3.0573	833.3800
	S					78.684	68.580	55.715	73.970	116.990	62.316	59.585	69.965	94.697	50.401	7.715
5	T	2.5229	2.3339	8.5291	4.7751	0.7118	2.6750	4.5861	6.2584	10.0450	9.8831	5.7746	4.9111	9.1919	3.0720	75.2700
	S	67.563	60.180	68.988	99.522	113.030	110.110	66.902	98.050	128.286	68.505	64.940	75.663	97.022	50.160	85.420

Event: Cooper Tires USF2000 Grand Prix

Round 8 / 9

Track: Streets of Toronto

1.786 mile(s)

Report: Section Data Report

USF2000 Championship

Session: Qualifications - Race 1

July 12, 2019



Section Data for Car 27 - Round-Garrido, Matt (R)

Lap	T/SPI to PO	PO to I8	SF to PI
1	T	78.6869	
	S	70.264	
2	T		
	S		
3	T		62.6804
	S		83.345
4	T	756.9070	71.9342
	S	0.915	76.860
5	T		60.7493
	S		85.994

Event: Cooper Tires USF2000 Grand Prix

Round 8 / 9

Track: Streets of Toronto

1.786 mile(s)

Report: Section Data Report

USF2000 Championship



Session: Qualifications - Race 1

July 12, 2019

Section Data for Car 3 - Gold, Reece (R)

Lap	T/S	I8 to I9A	I9A to I9	I9 to I10	I10 to SF	SF to I1	I1 to I2	I2 to I3A	I3A to I3	I3 to I4	I4 to I5	I5 to I6A	I6A to I6	I6 to I7	I7 to I8	Lap
1	T	2.6518	2.3043	8.7581	4.8200	0.7147	2.7605	4.6308	6.3196	10.0734	10.3139	5.9718	5.1985	9.2234	2.8885	76.6293
	S	64.279	60.953	67.185	98.595	112.571	106.700	66.256	97.101	127.925	65.644	62.795	71.480	96.691	53.346	83.905
2	T	2.6102	2.3149	8.5977	4.7781	0.7121	2.7121	4.5474	6.3263	10.0459	9.9054	5.8657	4.9994	9.0787	2.8557	75.3496
	S	65.303	60.674	68.438	99.459	112.982	108.604	67.471	96.998	128.275	68.351	63.931	74.327	98.232	53.959	85.330
3	T	2.5987	2.2719	8.3920	4.7191	0.7086	2.6759	4.5096	6.2177	9.9707	9.9387	5.6213	4.9986	9.0825	2.7941	74.4994
	S	65.592	61.823	70.115	100.703	113.540	110.073	68.037	98.692	129.242	68.122	66.711	74.339	98.191	55.149	86.304
4	T	2.5858	2.2534	8.4654	4.7251	0.7101	2.6627	4.4489	6.2158	11.7206	12.1958	6.6115	5.8769	13.6671	6.3715	88.5106
	S	65.919	62.330	69.508	100.575	113.300	110.619	68.965	98.722	109.946	55.515	56.719	63.229	65.253	24.184	72.642
5	T					0.8001	2.8847	4.7635	6.3691	10.0547	10.2294	5.8822	5.1659	9.2171	2.9731	766.7498
	S					100.556	102.106	64.410	96.346	128.163	66.186	63.752	71.931	96.757	51.828	8.386
6	T	2.6709	2.3165	8.7408	4.8528	0.7176	2.6793	4.5021	6.2859	10.0239	9.9358	5.7478	5.0450	9.0502	2.8345	75.4031
	S	63.819	60.632	67.318	97.928	112.116	109.934	68.150	97.621	128.556	68.142	65.242	73.655	98.541	54.363	85.270

Event: Cooper Tires USF2000 Grand Prix
Track: Streets of Toronto
Report: Section Data Report
Session: Qualifications - Race 1

Round 8 / 9
1.786 mile(s)
USF2000 Championship
July 12, 2019



Section Data for Car 3 - Gold, Reece (R)

Lap	T/SPI to PO	PO to I8	SF to PI
1	T	67.9668	
	S	81.347	
2	T		
	S		
3	T		
	S		
4	T		76.0511
	S		68.692
5	T	696.2160	64.9636
	S	0.996	85.107
6	T		60.7591
	S		85.980

Event: Cooper Tires USF2000 Grand Prix

Round 8 / 9

Track: Streets of Toronto

1.786 mile(s)

Report: Section Data Report

USF2000 Championship

Session: Qualifications - Race 1

July 12, 2019



Section Data for Car 36 - Siegel, Nolan (R)

Lap	T/S	I8 to I9A	I9A to I9	I9 to I10	I10 to SF	SF to I1	I1 to I2	I2 to I3A	I3A to I3	I3 to I4	I4 to I5	I5 to I6A	I6A to I6	I6 to I7	I7 to I8	Lap
1	T	2.8147	2.3822	9.1266	4.7778	0.7114	2.8384	4.6970	6.3251	10.1445	10.3954	5.9268	5.3010	9.9486	3.0479	78.4374
	S	60.559	58.960	64.472	99.466	113.093	103.772	65.322	97.016	127.028	65.129	63.272	70.098	89.643	50.556	81.971
2	T	2.7127	2.3237	8.8696	4.7128	0.7059	2.8311	4.7485	6.3047	10.0783	10.2190	5.9119	5.1990	9.3189	2.9651	76.9012
	S	62.836	60.444	66.340	100.838	113.974	104.039	64.614	97.330	127.862	66.254	63.431	71.474	95.700	51.968	83.609
3	T	2.7011	2.3302	8.7121	4.6719	0.7055	2.8202	4.5815	6.2873	9.9801	10.1463	5.7645	5.0680	9.3208	2.9243	76.0138
	S	63.106	60.276	67.539	101.720	114.039	104.441	66.969	97.599	129.121	66.728	65.053	73.321	95.680	52.693	84.585
4	T	2.6310	2.2939	8.6292	4.7848	0.7636	3.1402	4.7490	6.8647	11.9167	11.2743	6.0891	5.2625	12.4323	4.3437	85.1750
	S	64.787	61.230	68.188	99.320	105.362	93.798	64.607	89.390	108.137	60.052	61.585	70.611	71.734	35.475	75.487
5	T					0.8017	2.9945	4.9921	6.5694	10.2951	10.4189	5.9770	5.5383	10.9141	3.1143	762.5666
	S					100.355	98.362	61.461	93.408	125.170	64.982	62.741	67.095	81.712	49.479	8.432
6	T	2.6900	2.3532	8.6481	4.6993	0.7057	2.7909	4.6641	6.3145	10.0654	10.0988	5.8440	5.0313	9.2421	2.9375	76.0849
	S	63.366	59.687	68.039	101.127	114.007	105.538	65.783	97.179	128.026	67.042	64.168	73.856	96.495	52.456	84.506

Event: Cooper Tires USF2000 Grand Prix

Round 8 / 9

Track: Streets of Toronto

1.786 mile(s)

Report: Section Data Report

USF2000 Championship

Session: Qualifications - Race 1

July 12, 2019



Section Data for Car 36 - Siegel, Nolan (R)

Lap	T/SPI to PO	PO to I8	SF to PI
1	T	72.8073	
	S	75.938	
2	T		
	S		
3	T		
	S		
4	T		72.7040
	S		71.854
5	T	688.5335	68.1652
	S	1.007	81.110
6	T		61.6827
	S		84.693

Event: Cooper Tires USF2000 Grand Prix

Round 8 / 9

Track: Streets of Toronto

1.786 mile(s)

Report: Section Data Report

USF2000 Championship

Session: Qualifications - Race 1

July 12, 2019



Section Data for Car 40 - Miller, Jack William (R)

Lap	T/S	I8 to I9A	I9A to I9	I9 to I10	I10 to SF	SF to I1	I1 to I2	I2 to I3A	I3A to I3	I3 to I4	I4 to I5	I5 to I6A	I6A to I6	I6 to I7	I7 to I8	Lap
1	T	2.7473	2.3832	9.0350	4.8065	0.7137	2.7945	4.9118	6.3162	10.0658	10.3206	6.0248	5.4786	9.4557	3.0458	78.0995
	S	62.044	58.935	65.126	98.872	112.729	105.402	62.466	97.153	128.021	65.601	62.243	67.826	94.315	50.591	82.326
2	T	2.6789	2.2848	8.9030	4.7849	0.7121	2.6853	4.6786	6.2953	10.0287	10.1884	5.9297	5.4533	9.5106	2.9090	77.0426
	S	63.629	61.473	66.091	99.318	112.982	109.688	65.579	97.475	128.495	66.453	63.241	68.141	93.771	52.970	83.455
3	T	2.6093	2.2439	8.5926	4.7201	0.7099	2.6354	4.4565	6.2321	9.9330	9.7448	5.9554	5.1653	9.3488	2.9059	75.2530
	S	65.326	62.594	68.479	100.682	113.332	111.765	68.847	98.464	129.733	69.478	62.968	71.940	95.394	53.027	85.440
4	T	2.5520	2.2270	8.5547	4.7318	0.7271	3.6300	5.1749	7.9036	13.8321	12.1414	6.9098	6.0260	13.0693	5.4451	92.9248
	S	66.793	63.069	68.782	100.433	110.651	81.142	59.290	77.640	93.163	55.763	54.271	61.665	68.238	28.299	69.191
5	T					0.8006	3.2424	5.1798	6.8058	10.6317	10.7945	6.3397	5.4900	10.6464	3.0916	758.7412
	S					100.493	90.842	59.234	90.164	121.207	62.721	59.151	67.685	83.767	49.842	8.474
6	T	2.6280	2.3286	8.6562	4.7645	0.7106	2.6096	4.5435	6.2623	10.0163	10.1679	5.8650	5.0594	9.2698	2.9248	75.8065
	S	64.861	60.317	67.975	99.743	113.221	112.870	67.529	97.989	128.654	66.587	63.939	73.446	96.207	52.684	84.816

Event: Cooper Tires USF2000 Grand Prix

Round 8 / 9

Track: Streets of Toronto

1.786 mile(s)

Report: Section Data Report

USF2000 Championship

Session: Qualifications - Race 1

July 12, 2019



Section Data for Car 40 - Miller, Jack William (R)

Lap	T/SPI to PO	PO to I8	SF to PI
1	T	71.3739	
	S	77.463	
2	T		
	S		
3	T		
	S		
4	T		80.3300
	S		65.033
5	T	683.4734	69.7971
	S	1.015	79.213
6	T		60.7197
	S		86.036

Event: Cooper Tires USF2000 Grand Prix
Track: Streets of Toronto
Report: Section Data Report
Session: Qualifications - Race 1

Round 8 / 9
1.786 mile(s)
USF2000 Championship
July 12, 2019



Section Data for Car 41 - Barrichello, Eduardo (R)

Lap	T/S	I8 to I9A	I9A to I9	I9 to I10	I10 to SF	SF to I1	I1 to I2	I2 to I3A	I3A to I3	I3 to I4	I4 to I5	I5 to I6A	I6A to I6	I6 to I7	I7 to I8	Lap
1	T	2.7069	2.3506	8.8314	4.7944	0.7157	2.8104	4.6699	6.3341	10.0883	9.9568	5.8564	5.1332	9.2064	2.9346	76.3891
	S	62.970	59.753	66.627	99.121	112.414	104.806	65.701	96.878	127.736	67.998	64.033	72.390	96.869	52.508	84.169
2	T	2.6909	2.2918	8.8624	4.7488	0.7097	2.7549	4.6044	6.2775	10.0248	12.3850	8.6955	6.5320	9.4363	2.9514	82.9654
	S	63.345	61.286	66.394	100.073	113.364	106.917	66.636	97.752	128.545	54.667	43.126	56.888	94.509	52.209	77.497
3	T	2.6660	2.2916	8.5401	4.7046	0.7106	2.7256	4.5898	6.2285	9.9933	9.7279	5.8392	4.8990	9.0267	3.1998	75.1427
	S	63.936	61.291	68.900	101.013	113.221	108.066	66.848	98.521	128.950	69.598	64.221	75.850	98.798	48.156	85.565
4	T	2.8300	2.2376	10.3249	5.7817	0.9028	4.0705	5.6884	9.0172	14.7247	12.6668	7.1114	6.2097	13.5040	4.8693	99.9390
	S	60.231	62.770	56.989	82.195	89.117	72.361	53.938	68.052	87.515	53.450	52.732	59.840	66.041	31.645	64.335
5	T					0.8423	3.1793	4.9812	6.4590	10.1338	9.8817	5.9431	5.1603	13.6087	3.1332	750.7627
	S					95.518	92.645	61.595	95.005	127.162	68.515	63.098	72.010	65.533	49.180	8.564
6	T	2.6531	2.2251	8.6499	4.6712	0.7047	2.6584	4.5852	6.2970	10.0831	10.0639	5.8564	5.0197	9.0762	2.9076	75.4515
	S	64.247	63.123	68.025	101.736	114.169	110.798	66.915	97.449	127.802	67.275	64.033	74.027	98.259	52.996	85.215

Event: Cooper Tires USF2000 Grand Prix

Round 8 / 9

Track: Streets of Toronto

1.786 mile(s)

Report: Section Data Report

USF2000 Championship

Session: Qualifications - Race 1

July 12, 2019



Section Data for Car 41 - Barrichello, Eduardo (R)

Lap	T/SPI to PO	PO to I8	SF to PI
1	T	71.2882	
	S	77.557	
2	T		
	S		
3	T		
	S		
4	T		83.8954
	S		62.269
5	T	673.9593	71.6728
	S	1.029	77.140
6	T		60.5678
	S		86.252

Event: Cooper Tires USF2000 Grand Prix

Round 8 / 9

Track: Streets of Toronto

1.786 mile(s)

Report: Section Data Report

USF2000 Championship

Session: Qualifications - Race 1

July 12, 2019



Section Data for Car 52 - Crawford, Jak (R)

Lap	T/S	I8 to I9A	I9A to I9	I9 to I10	I10 to SF	SF to I1	I1 to I2	I2 to I3A	I3A to I3	I3 to I4	I4 to I5	I5 to I6A	I6A to I6	I6 to I7	I7 to I8	Lap
1	T	3.0250	2.5380	10.0751	4.8966	0.7211	3.2146	5.3158	6.4474	10.3392	11.1662	6.1804	5.3391	9.9662	3.0915	82.3162
	S	56.349	55.341	58.402	97.053	111.572	91.627	57.718	95.176	124.636	60.633	60.676	69.598	89.484	49.843	78.109

Event: Cooper Tires USF2000 Grand Prix

Round 8 / 9

Track: Streets of Toronto

1.786 mile(s)

Report: Section Data Report

USF2000 Championship

Session: Qualifications - Race 1

July 12, 2019



Section Data for Car 52 - Crawford, Jak (R)

Lap		T/SPO to I8	SF to PI
1	T	84.2375	66.5026
	S	65.634	78.555

Event: Cooper Tires USF2000 Grand Prix
 Track: Streets of Toronto
 Report: Section Data Report
 Session: Qualifications - Race 1

Round 8 / 9
 1.786 mile(s)
 USF2000 Championship
 July 12, 2019



Section Data for Car 6 - Rasmussen, Christian (R)

Lap	T/S	I8 to I9A	I9A to I9	I9 to I10	I10 to SF	SF to I1	I1 to I2	I2 to I3A	I3A to I3	I3 to I4	I4 to I5	I5 to I6A	I6A to I6	I6 to I7	I7 to I8	Lap
1	T	2.6062	2.2684	8.8285	4.6974	0.6972	2.6291	4.5852	6.2771	9.9241	10.1348	5.8819	5.0721	9.2679	2.9064	75.7763
	S	65.403	61.918	66.649	101.168	115.397	112.033	66.915	97.758	129.849	66.804	63.755	73.262	96.227	53.018	84.850
2	T	2.6170	2.1686	8.4893	4.6785	0.7045	2.7163	4.6813	6.2522	9.9615	9.6496	5.7525	4.9141	9.0569	2.8698	74.5121
	S	65.134	64.767	69.312	101.577	114.201	108.436	65.541	98.147	129.362	70.163	65.189	75.617	98.468	53.694	86.289
3	T	2.5371	2.1215	8.4635	4.6733	0.7035	2.6800	4.5186	6.1381	9.7994	9.5299	5.7008	4.8565	9.0257	2.7973	73.5452
	S	67.185	66.205	69.523	101.690	114.363	109.905	67.901	99.972	131.502	71.044	65.780	76.514	98.809	55.086	87.424
4	T	2.5553	2.1352	8.4479	4.6505	0.6997	2.6780	4.8877	7.2690	12.3196	11.4149	6.1921	5.4954	12.3560	4.9797	86.0810
	S	66.706	65.781	69.652	102.188	114.984	109.987	62.774	84.418	104.601	59.312	60.561	67.619	72.177	30.944	74.692
5	T					1.0708	4.0494	5.1743	7.3569	10.3869	10.7470	6.1968	5.2069	9.3863	2.8319	772.9805
	S					75.135	72.738	59.297	83.410	124.064	62.999	60.515	71.365	95.013	54.413	8.318
6	T	2.5043	2.2363	8.3152	4.6576	0.7018	2.6217	4.6888	6.5147	10.0551	9.6995	5.6810	4.8597	8.9242	2.8762	74.3361
	S	68.065	62.807	70.763	102.033	114.640	112.349	65.436	94.193	128.157	69.802	66.010	76.464	99.933	53.574	86.494

Event: Cooper Tires USF2000 Grand Prix
Track: Streets of Toronto
Report: Section Data Report
Session: Qualifications - Race 1

Round 8 / 9
1.786 mile(s)
USF2000 Championship
July 12, 2019



Section Data for Car 6 - Rasmussen, Christian (R)

Lap	T/SPI to PO	PO to I8	SF to PI
1	T	71.5661	
	S	77.255	
2	T		
	S		
3	T		
	S		
4	T		74.5504
	S		70.075
5	T	696.9420	69.7802
	S	0.995	79.233
6	T		60.5164
	S		86.325

Event: Cooper Tires USF2000 Grand Prix

Round 8 / 9

Track: Streets of Toronto

1.786 mile(s)

Report: Section Data Report

USF2000 Championship

Session: Qualifications - Race 1

July 12, 2019



Section Data for Car 7 - Bogle, Christian (R)

Lap	T/S	I8 to I9A	I9A to I9	I9 to I10	I10 to SF	SF to I1	I1 to I2	I2 to I3A	I3A to I3	I3 to I4	I4 to I5	I5 to I6A	I6A to I6	I6 to I7	I7 to I8	Lap
1	T	2.6995	2.3428	9.0246	4.9249	0.7227	2.8639	4.7056	6.3533	10.0645	10.1148	5.9397	5.3396	9.6642	3.1963	77.9564
	S	63.143	59.952	65.201	96.495	111.325	102.848	65.203	96.585	128.038	66.936	63.135	69.592	92.281	48.209	82.477
2	T	2.6198	2.3261	8.9912	4.7052	0.7093	2.7609	4.6363	6.2941	9.9393	10.3166	6.1545	5.1766	9.4411	3.0746	77.1456
	S	65.064	60.382	65.443	101.000	113.428	106.685	66.177	97.494	129.651	65.627	60.931	71.783	94.461	50.117	83.344
3	T	2.6118	2.3557	8.7920	4.7182	0.7111	2.6988	4.5096	6.2524	9.8933	9.9140	5.9987	5.0758	9.3484	3.0116	75.8914
	S	65.263	59.623	66.926	100.722	113.141	109.139	68.037	98.144	130.253	68.292	62.514	73.208	95.398	51.166	84.721
4	T	2.5712	2.2176	8.7600	4.7839	0.8054	3.3205	5.2344	7.3580	11.2914	11.3064	6.5856	5.5358	12.6853	4.9585	87.4140
	S	66.294	63.336	67.170	99.339	99.894	88.705	58.616	83.397	114.125	59.882	56.942	67.125	70.303	31.076	73.553
5	T					1.0876	4.1619	5.7586	6.9345	10.5654	11.1089	6.9674	5.6948	10.4996	3.0590	766.3102
	S					73.974	70.772	53.280	88.490	121.968	60.946	53.822	65.251	84.938	50.373	8.390
6	T	2.6677	2.2792	8.6781	4.7007	0.7092	2.6673	4.5334	6.3427	10.0119	9.9227	5.8092	4.9817	8.9754	3.5379	75.8171
	S	63.896	61.624	67.804	101.097	113.444	110.428	67.679	96.747	128.710	68.232	64.553	74.591	99.362	43.554	84.804

Event: Cooper Tires USF2000 Grand Prix

Round 8 / 9

Track: Streets of Toronto

1.786 mile(s)

Report: Section Data Report

USF2000 Championship

Session: Qualifications - Race 1

July 12, 2019



Section Data for Car 7 - Bogle, Christian (R)

Lap	T/SPI to PO	PO to I8	SF to PI
1	T	72.5544	
	S	76.203	
2	T		
	S		
3	T		
	S		
4	T		73.9400
	S		70.653
5	T	688.4823	72.9692
	S	1.007	75.770
6	T		60.6357
	S		86.155

Event: Cooper Tires USF2000 Grand Prix

Round 8 / 9

Track: Streets of Toronto

1.786 mile(s)

Report: Section Data Report

USF2000 Championship

Session: Qualifications - Race 1

July 12, 2019



Section Data for Car 73 - Shields, Cameron (R)

Lap	T/S	I8 to I9A	I9A to I9	I9 to I10	I10 to SF	SF to I1	I1 to I2	I2 to I3A	I3A to I3	I3 to I4	I4 to I5	I5 to I6A	I6A to I6	I6 to I7	I7 to I8	Lap
1	T	2.6517	2.2938	8.8374	4.7828	0.7131	2.6625	4.9388	6.2759	9.9773	10.9679	6.0748	5.3142	10.3614	3.1426	78.9942
	S	64.281	61.232	66.582	99.362	112.824	110.627	62.124	97.777	129.157	61.730	61.730	69.924	86.071	49.033	81.393
2	T	2.5682	2.2408	8.6515	4.7102	0.7066	2.7115	4.7022	6.2966	9.9646	10.0961	6.0406	5.0556	9.2685	2.9642	75.9772
	S	66.371	62.681	68.012	100.893	113.862	108.628	65.250	97.455	129.321	67.060	62.080	73.501	96.220	51.984	84.625
3	T	2.6051	2.2256	8.4960	4.6978	0.7097	2.6846	4.6046	6.2687	9.9698	9.8222	5.8107	4.9939	9.2450	2.9235	75.0572
	S	65.431	63.109	69.257	101.160	113.364	109.717	66.633	97.889	129.254	68.930	64.536	74.409	96.465	52.708	85.663
4	T	2.5887	2.2822	8.3140	4.6686	0.7351	3.1631	4.7682	7.3870	11.5357	10.6969	6.4778	5.6994	12.2952	5.1250	85.7369
	S	65.846	61.543	70.773	101.792	109.447	93.119	64.347	83.070	111.709	63.294	57.890	65.198	72.534	30.067	74.992
5	T					0.7821	2.8297	5.1518	6.4871	10.1314	10.4297	6.2074	5.6332	9.8118	3.4113	761.5992
	S					102.870	104.091	59.556	94.593	127.192	64.915	60.412	65.964	90.892	45.171	8.442
6	T	2.6819	2.3352	8.5565	4.6708	0.7032	2.6195	4.7023	6.2544	9.9601	9.8233	5.9555	5.3071	9.4672	3.0000	76.0370
	S	63.557	60.147	68.767	101.744	114.412	112.443	65.249	98.113	129.380	68.922	62.967	70.018	94.201	51.364	84.559

Event: Cooper Tires USF2000 Grand Prix

Round 8 / 9

Track: Streets of Toronto

1.786 mile(s)

Report: Section Data Report

USF2000 Championship

Session: Qualifications - Race 1

July 12, 2019



Section Data for Car 73 - Shields, Cameron (R)

Lap	T/S	PI to PO	PO to I8	SF to PI
1	T		72.4491	
	S		76.314	
2	T			
	S			
3	T			
	S			
4	T			73.3214
	S			71.249
5	T	689.3662	66.7950	
	S	1.006	82.774	
6	T			61.4956
	S			84.951

Event: Cooper Tires USF2000 Grand Prix
Track: Streets of Toronto
Report: Section Data Report
Session: Qualifications - Race 1

Round 8 / 9
1.786 mile(s)
USF2000 Championship
July 12, 2019



Section Data for Car 8 - Eves, Braden (R)

Lap	T/S	I8 to I9A	I9A to I9	I9 to I10	I10 to SF	SF to I1	I1 to I2	I2 to I3A	I3A to I3	I3 to I4	I4 to I5	I5 to I6A	I6A to I6	I6 to I7	I7 to I8	Lap
1	T	2.7212	2.2932	8.7160	4.8118	0.7150	2.8558	4.8868	6.2077	10.1702	10.2973	5.8781	4.9846	9.3341	2.9473	76.8191
	S	62.639	61.248	67.509	98.763	112.524	103.139	62.785	98.851	126.707	65.750	63.796	74.548	95.544	52.282	83.698
2	T	2.6405	2.2304	8.3205	4.6428	0.7044	2.7006	4.5329	6.1795	10.0289	9.9057	5.7501	4.8814	9.1072	2.9343	74.5592
	S	64.554	62.973	70.718	102.358	114.217	109.067	67.687	99.302	128.492	68.349	65.216	76.124	97.925	52.514	86.235
3	T	2.6256	2.2077	8.2593	4.6442	0.7052	2.6774	4.6539	6.3142	10.0281	9.8844	5.7275	4.8675	9.1834	2.8651	74.6435
	S	64.920	63.620	71.242	102.327	114.088	110.012	65.927	97.184	128.503	68.496	65.474	76.341	97.112	53.782	86.137
4	T	2.5884	2.1751	8.3809	4.8548	0.7212	2.7658	4.6740	6.1632	12.1050	11.5868	6.4443	5.5068	14.5329	5.9798	88.4790
	S	65.853	64.574	70.208	97.888	111.556	106.496	65.644	99.565	106.455	58.432	58.191	67.479	61.365	25.769	72.668
5	T					0.8116	2.9809	4.9245	6.4281	10.1323	10.1435	5.9915	5.0086	9.1850	3.0051	767.5501
	S					99.131	98.811	62.304	95.462	127.181	66.747	62.589	74.191	97.095	51.276	8.377
6	T	2.6563	2.2657	8.4583	4.6979	0.7065	2.6757	4.6958	6.2170	10.0276	9.8881	5.8676	4.9793	9.2378	2.9247	75.2983
	S	64.170	61.992	69.566	101.157	113.878	110.082	65.339	98.703	128.509	68.471	63.910	74.627	96.540	52.686	85.388

Event: Cooper Tires USF2000 Grand Prix

Round 8 / 9

Track: Streets of Toronto

1.786 mile(s)

Report: Section Data Report

USF2000 Championship

Session: Qualifications - Race 1

July 12, 2019



Section Data for Car 8 - Eves, Braden (R)

Lap	T/SPI to PO	PO to I8	SF to PI
1	T	68.1845	
	S	81.087	
2	T		
	S		
3	T		
	S		
4	T		76.4324
	S		68.349
5	T	696.1821	65.4154
	S	0.996	84.519
6	T		61.1876
	S		85.378

Event: Cooper Tires USF2000 Grand Prix

Track: Streets of Toronto

Report: Section Data Report

Session: Qualifications - Race 1

Round 8 / 9

1.786 mile(s)

USF2000 Championship






July 12, 2019

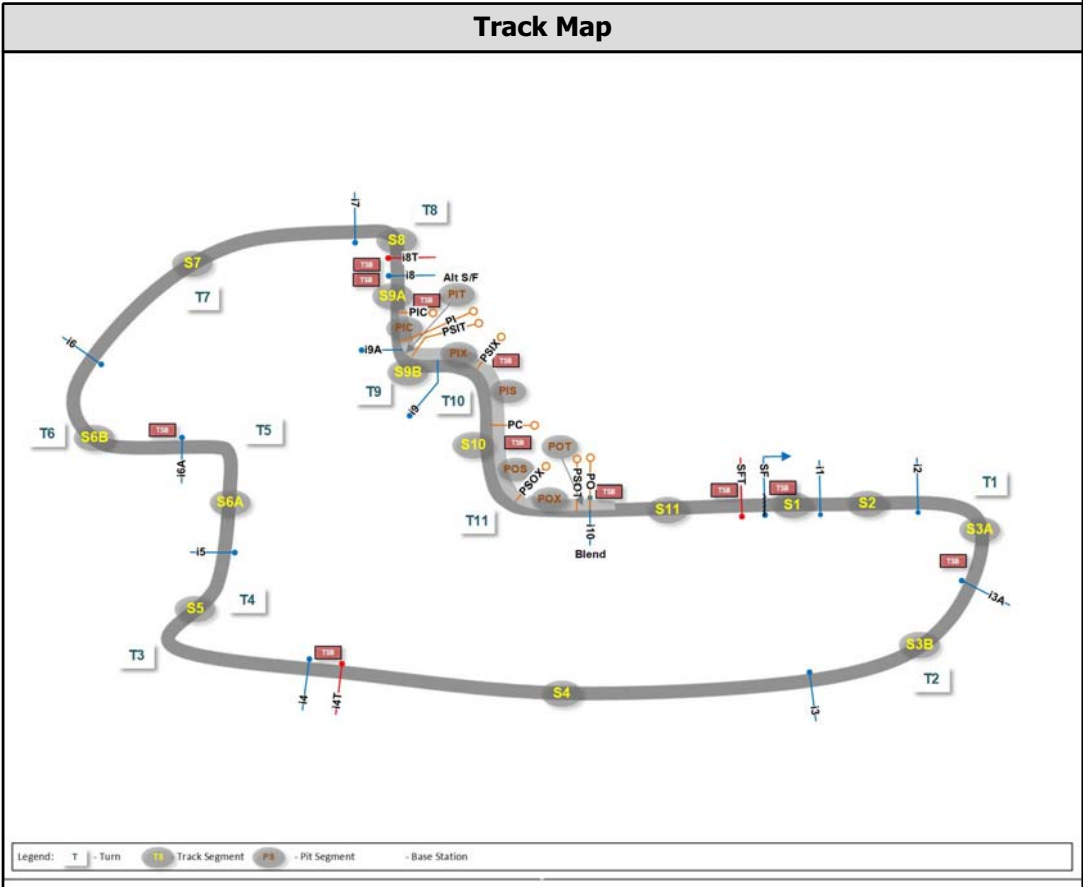


Section Data for Car

Report Support Information

Section Legend	
Name	Length
I8 to I9A	0.047348 miles
I9A to I9	0.039015 miles
I9 to I10	0.163447 miles
I10 to SF	0.132008 miles
SF to I1	0.022348 miles
I1 to I2	0.081818 miles
I2 to I3A	0.085227 miles
I3A to I3	0.170455 miles
I3 to I4	0.357955 miles
I4 to I5	0.188068 miles
I5 to I6A	0.104167 miles
I6A to I6	0.103220 miles
I6 to I7	0.247727 miles
I7 to I8	0.042803 miles
I8 to I9	0.086364 miles
I2 to I3	0.255682 miles
I5 to I6	0.207386 miles
Lap	1.786000 miles
PI to PO	0.192614 miles
PO to I8	1.535795 miles
SF to PI	1.451136 miles
PO to SF	0.132008 miles
I7 to PI	0.090152 miles

Color Legend	
	Fastest Lap
	Section Under Caution
	Section Under Green
	Section Time Data
	Section Speed Data



Event: Cooper Tires USF2000 Grand Prix

Round 8 / 9

Track: Streets of Toronto

1.786 mile(s)

Report: Section Data Report

USF2000 Championship

Session: Qualifications - Race 1

July 12, 2019



Section Data for Car

PO to PI	1.583144 miles
----------	----------------