

Event: USF2000 Grand Prix of Indianapolis
Track: Indianapolis Motor Speedway RC
Report: Section Data Report
Session: Qualifications - Race 2

Round 3 / 4
2.439 mile(s)
USF2000 Championship
May 10, 2019



Section Data for Car 12 - Sulaiman, Manuel (R)

Lap	T/S	I6 to I7	I7 to I8	I8 to I9	I9 to SF	SF to I1	I1 to I2	I2 to I3A	I3A to I3	I3 to I4	I4 to I5A	I5A to I5	I5 to I6	Lap	PI to PO	PO to SF
1	T	5.8858	7.8579	8.9086	4.7584	6.6609	10.3077	4.0825	8.7228	9.5592	7.2399	5.9724	8.0389	87.9950	296.7044	88.8129
	S	119.432	69.849	96.128	124.373	137.369	88.306	95.697	95.830	128.529	82.403	77.858	91.854	99.783	4.788	90.762
2	T	5.8308	7.6701	8.8286	4.7273	6.6285	10.0356	4.0532	8.6793	9.5632	6.6151	5.3543	7.8967	85.8827		
	S	120.559	71.559	96.999	125.192	138.040	90.700	96.388	96.311	128.475	90.186	86.846	93.509	102.237		
3	T	5.8016	7.5844	8.7469	4.7248	6.6208	9.8627	4.0267	8.6471	9.5745	6.4492	5.2646	7.7999	85.1032		
	S	121.166	72.367	97.905	125.258	138.201	92.290	97.023	96.669	128.324	92.506	88.326	94.669	103.174		
4	T	5.7670	7.4999	8.8060	4.7114	6.5699	9.8683	4.0042	8.6612	9.5416	6.4518	5.2921	7.8492	85.0226		
	S	121.893	73.183	97.248	125.614	139.272	92.237	97.568	96.512	128.766	92.469	87.867	94.074	103.271		
5	T	5.8370	7.4456	8.8089	4.7128	6.5849	11.0131	4.1367	8.9161	9.6015	6.5928	5.3813	8.0055	87.0362		
	S	120.431	73.717	97.216	125.577	138.954	82.650	94.443	93.753	127.963	90.491	86.410	92.238	100.882		
6	T	6.1057						5.6035	10.4802	10.6771	7.8324	6.2409	8.6013	213.8825	116.3954	95.2059
	S	115.131						69.721	79.761	115.072	76.170	74.508	85.849	41.052	12.205	84.667
7	T	6.0562	8.0103	8.9980	4.7391	6.6557	11.0491	4.1376	8.9552	9.7472	7.1538	5.5031	7.9922	88.9975		
	S	116.072	68.520	95.173	124.880	137.476	82.380	94.422	93.343	126.050	83.395	84.498	92.391	98.659		
8	T	5.8608	7.5270	8.9068	4.7236	6.6348	10.0040	3.9956	8.6090	9.5570	6.6805	5.3382	7.7955	85.6328		
	S	119.942	72.919	96.147	125.290	137.909	90.986	97.778	97.097	128.559	89.303	87.108	94.722	102.535		
9	T	5.7592	7.5220	8.8295	4.7208	6.6236	9.7641	4.0117	8.5956	9.5585	6.4995	5.2334	7.8152	84.9331		
	S	122.058	72.968	96.989	125.364	138.142	93.222	97.386	97.248	128.539	91.790	88.852	94.484	103.380		
10	T	5.7898	7.3593	8.8124	4.7194	6.6260	9.7798	4.0119	8.6054	9.5742	6.5073	5.2056	7.8794	84.8705		
	S	121.413	74.581	97.177	125.401	138.092	93.072	97.381	97.138	128.328	91.680	89.327	93.714	103.456		
11	T	5.7667	7.3313	8.8492	4.7303	6.6203	9.7162	4.1095	8.6936	9.5734	6.5575	5.2550	7.9132	85.1162		
	S	121.899	74.866	96.773	125.112	138.211	93.681	95.068	96.152	128.339	90.978	88.487	93.314	103.158		
12	T	5.8388	7.5256	8.7968	4.7202	6.6022	9.7329	4.0239	8.6246	9.5919	6.4100	5.2051	7.9323	85.0043		
	S	120.394	72.933	97.349	125.380	138.590	93.521	97.090	96.921	128.091	93.072	89.335	93.089	103.294		
13	T	6.1294													44.8571	
	S	114.686													31.669	

Event: USF2000 Grand Prix of Indianapolis

Round 3 / 4

Track: Indianapolis Motor Speedway RC

2.439 mile(s)

Report: Section Data Report

USF2000 Championship

Session: Qualifications - Race 2

May 10, 2019



Section Data for Car 12 - Sulaiman, Manuel (R)

Lap	T/SF to PI	
1	T	
	S	
2	T	
	S	
3	T	
	S	
4	T	
	S	
5	T	90.3167
	S	88.612
6	T	
	S	
7	T	
	S	
8	T	
	S	
9	T	
	S	
10	T	
	S	
11	T	
	S	
12	T	91.3582
	S	87.602
13	T	
	S	

Event: USF2000 Grand Prix of Indianapolis
Track: Indianapolis Motor Speedway RC
Report: Section Data Report
Session: Qualifications - Race 2

Round 3 / 4
2.439 mile(s)
USF2000 Championship
May 10, 2019



Section Data for Car 14 - Baron, Alex

Lap	T/S	I6 to I7	I7 to I8	I8 to I9	I9 to SF	SF to I1	I1 to I2	I2 to I3A	I3A to I3	I3 to I4	I4 to I5A	I5A to I5	I5 to I6	Lap	PI to PO	PO to SF
1	T	8.5209	9.0443	9.2819	4.8552	6.9170	10.7538	4.0999	8.9759	9.7254	6.9870	5.4841	8.0223	92.6677	294.0833	108.7367
	S	82.498	60.686	92.262	121.894	132.283	84.642	95.291	93.128	126.333	85.386	84.791	92.045	94.751	4.830	74.131
2	T	5.9000	7.7520	8.9717	4.7869	6.7398	10.2118	3.9726	8.6728	9.7054	6.7785	5.3363	7.8508	86.6786		
	S	119.145	70.803	95.452	123.633	135.761	89.135	98.344	96.383	126.593	88.012	87.139	94.055	101.298		
3	T	5.8555	7.4782	8.9128	4.7869	6.7301	10.0884	3.9449	8.6205	9.6788	6.4338	5.2748	7.8937	85.6984		
	S	120.050	73.395	96.082	123.633	135.956	90.225	99.035	96.968	126.941	92.728	88.155	93.544	102.457		
4	T	5.8148	7.4476	8.8849	4.7876	6.7252	11.5218	4.1245	8.8581	9.6712	6.4882	5.2442	7.8075	87.3756		
	S	120.891	73.697	96.384	123.615	136.055	79.000	94.722	94.367	127.041	91.950	88.669	94.577	100.490		
5	T	5.8530	7.4378	8.9104	4.7856	6.7303	9.9940	3.9216	8.6409	9.6831	6.4658	5.3071	7.8479	85.5775		
	S	120.102	73.794	96.108	123.666	135.952	91.077	99.623	96.739	126.885	92.269	87.618	94.090	102.602		
6	T	5.8136	7.4395	8.9343	4.7789	6.7072	9.9323	3.9316	8.5855	9.6584	6.5019	5.2677	7.8365	85.3874		
	S	120.916	73.777	95.851	123.840	136.421	91.643	99.370	97.363	127.209	91.756	88.274	94.227	102.830		
7	T	5.7880	7.4683	8.8262	4.7902	6.7430	10.0853	3.9572	8.6752	9.7024	6.5946	11.0998	8.4413	92.1715		
	S	121.450	73.492	97.025	123.548	135.696	90.253	98.727	96.356	126.632	90.467	41.893	87.476	95.262		
8	T	5.8620	7.5834	8.8391	4.7768	6.6972	10.0450	3.9971	8.7275	9.6782	6.4606	5.2867	7.8757	85.8293		
	S	119.917	72.377	96.884	123.894	136.624	90.615	97.741	95.779	126.949	92.343	87.957	93.758	102.301		
9	T	5.8072	7.4618	8.8972	4.7882	8.0907	12.1245	3.9409	8.7168	9.6248	7.0531	5.3441	7.8193	89.6686		
	S	121.049	73.556	96.251	123.599	113.093	75.073	99.135	95.896	127.653	84.586	87.012	94.434	97.921		
10	T	5.8287	7.4819	8.8908	4.7708	6.6864	9.8926	3.9664	8.7277	9.6383	6.5144	5.2702	7.9202	85.5884		
	S	120.602	73.359	96.320	124.050	136.845	92.011	98.498	95.777	127.474	91.580	88.232	93.231	102.589		
11	T	5.8062	7.4920	8.8642	4.7621	6.6832	9.8858	3.9607	8.7256	9.6397	6.5015	5.3140	7.8778	85.5128		
	S	121.070	73.260	96.609	124.277	136.910	92.074	98.640	95.800	127.456	91.762	87.505	93.733	102.679		
12	T	5.8215													176.6088	
	S	120.751													8.044	

Event: USF2000 Grand Prix of Indianapolis

Round 3 / 4

Track: Indianapolis Motor Speedway RC

2.439 mile(s)



Report: Section Data Report

USF2000 Championship

Session: Qualifications - Race 2

May 10, 2019

Section Data for Car 14 - Baron, Alex

Lap	T/SF to PI	
1	T	
	S	
2	T	
	S	
3	T	
	S	
4	T	
	S	
5	T	
	S	
6	T	
	S	
7	T	
	S	
8	T	
	S	
9	T	
	S	
10	T	
	S	
11	T	85.8813
	S	93.189
12	T	
	S	

Event: USF2000 Grand Prix of Indianapolis

Round 3 / 4

Track: Indianapolis Motor Speedway RC

2.439 mile(s)



Report: Section Data Report

USF2000 Championship

Session: Qualifications - Race 2

May 10, 2019

Section Data for Car 2 - Keane, Darren

Lap	T/S I6 to I7	I7 to I8	I8 to I9	I9 to SF	SF to I1	I1 to I2	I2 to I3A	I3A to I3	I3 to I4	I4 to I5A	I5A to I5	I5 to I6	Lap	PI to PO	PO to SF	
1	T	7.3479	8.2784	8.9640	4.7647	6.7401	10.5658	4.2108	8.8050	9.6070	6.7518	5.3664	7.8945	89.2964	343.6561	100.3361
	S	95.667	66.301	95.534	124.209	135.755	86.148	92.781	94.936	127.890	88.360	86.650	93.535	98.329	4.134	80.338
2	T	5.7729	7.6661	8.8265	4.7125	6.6079	10.0155	4.0336	8.6164	9.5267	6.6443	5.2981	7.9255	85.6460		
	S	121.768	71.596	97.022	125.585	138.471	90.882	96.857	97.014	128.968	89.790	87.767	93.169	102.520		
3	T	5.7393	7.4746	8.8031	4.7081	6.5958	9.9045	3.9864	8.5135	9.5148	6.5949	5.3596	7.8646	85.0592		
	S	122.481	73.431	97.280	125.702	138.725	91.900	98.004	98.186	129.129	90.462	86.760	93.890	103.227		
4	T	5.7571	7.5134	8.7150	4.6953	6.5621	10.6598	4.1635	8.7747	9.7828	6.9477	5.2710	7.8661	86.7085		
	S	122.102	73.051	98.263	126.045	139.437	85.389	93.835	95.264	125.591	85.869	88.219	93.872	101.263		
5	T	5.7589	7.3759	8.7835	4.7156	6.5909	9.8510	3.9085	8.5523	9.5027	6.6123	5.1805	7.8113	84.6434		
	S	122.064	74.413	97.497	125.502	138.828	92.399	99.957	97.741	129.293	90.224	89.760	94.531	103.734		
6	T	5.7012	7.5299	9.1012	4.9396	6.8411	10.3300	3.9751	8.7564	9.5052	6.6048	5.2280	7.8225	86.3350		
	S	123.299	72.891	94.093	119.811	133.750	88.115	98.282	95.463	129.259	90.327	88.944	94.396	101.702		
7	T	5.7387	7.3238	8.8274	4.7150	6.5723	9.9272	3.9198	8.5919	9.5473	6.6987	5.2641	7.8140	84.9402		
	S	122.494	74.942	97.012	125.518	139.221	91.690	99.669	97.290	128.689	89.061	88.334	94.498	103.372		
8	T	5.7501	7.4871	8.8682	4.7024	6.5519	10.6636	5.6879	10.0466	10.0898	7.7400	7.3742	7.9647	92.9265		
	S	122.251	73.308	96.566	125.854	139.654	85.358	68.686	83.203	121.770	77.079	63.058	92.710	94.488		
9	T	5.7456	8.7981	9.0921	4.7390	6.6081	11.4276	4.2293	9.1760	9.5750	6.6485	5.3270	7.8075	89.1738		
	S	122.347	62.384	94.188	124.883	138.466	79.652	92.375	91.097	128.317	89.733	87.291	94.577	98.464		
10	T	5.7490	7.3698	8.8027	4.7176	6.6068	9.8712	3.9541	8.6097	9.4959	6.6088	5.2237	7.7907	84.8000		
	S	122.274	74.475	97.284	125.449	138.494	92.210	98.804	97.089	129.386	90.272	89.017	94.781	103.542		
11	T	5.7323	7.3885	8.8237	4.7175	6.5963	9.7971	3.9422	8.5935	9.4997	6.5886	5.2172	7.8341	84.7307		
	S	122.630	74.286	97.053	125.452	138.714	92.908	99.102	97.272	129.334	90.549	89.128	94.256	103.627		
12	T	5.7344	7.4027	8.8177	4.7107	6.5761	9.8224	3.9602	8.5719	9.5215	6.5859	5.2116	7.9051	84.8202		
	S	122.586	74.144	97.119	125.633	139.140	92.669	98.652	97.517	129.038	90.586	89.224	93.409	103.518		
13	T	5.7620	7.4960	8.8107	4.7041	6.5739	9.9959	3.9817	8.8235	9.5063	6.9492	5.6418	8.1801	86.4252		
	S	121.998	73.221	97.196	125.809	139.187	91.060	98.119	94.737	129.244	85.850	82.421	90.269	101.595		
14	T	7.0655														
	S	99.491														

Event: USF2000 Grand Prix of Indianapolis

Round 3 / 4

Track: Indianapolis Motor Speedway RC

2.439 mile(s)



Report: Section Data Report

USF2000 Championship

Session: Qualifications - Race 2

May 10, 2019

Section Data for Car 2 - Keane, Darren

Lap	T/SF to PI	
1	T	
	S	
2	T	
	S	
3	T	
	S	
4	T	
	S	
5	T	
	S	
6	T	
	S	
7	T	
	S	
8	T	
	S	
9	T	
	S	
10	T	
	S	
11	T	
	S	
12	T	
	S	
13	T	93.1313
	S	85.934
14	T	
	S	

Event: USF2000 Grand Prix of Indianapolis
Track: Indianapolis Motor Speedway RC
Report: Section Data Report
Session: Qualifications - Race 2

Round 3 / 4
2.439 mile(s)
USF2000 Championship
May 10, 2019



Section Data for Car 21 - Sundaramoorthy, Yuven (R)

Lap	T/S	I6 to I7	I7 to I8	I8 to I9	I9 to SF	SF to I1	I1 to I2	I2 to I3A	I3A to I3	I3 to I4	I4 to I5A	I5A to I5	I5 to I6	Lap	PI to PO	PO to SF
1	T	5.9713	7.8232	8.9677	4.7750	6.7591	10.4912	4.0920	8.7807	9.6949	6.8186	5.5441	7.9476	87.6654	275.8957	87.8848
	S	117.722	70.158	95.494	123.941	135.373	86.761	95.475	95.198	126.730	87.495	83.873	92.910	100.158	5.149	91.720
2	T	5.8407	7.8258	8.7398	4.7323	6.6713	10.2425	4.0267	8.5812	9.5547	6.5085	5.4801	7.9588	86.1624		
	S	120.355	70.135	97.984	125.059	137.155	88.868	97.023	97.412	128.590	91.663	84.852	92.779	101.905		
3	T	5.7764	7.5289	8.7629	4.7362	6.6467	10.0999	3.9884	8.6984	9.6324	6.5006	5.4518	7.8497	85.6723		
	S	121.694	72.901	97.726	124.956	137.662	90.122	97.955	96.099	127.552	91.775	85.293	94.068	102.488		
4	T	5.7545	7.5372	8.7669	4.7354	6.6302	9.9215	3.9966	8.8411	10.6072	6.7018	5.4271	7.8961	86.8156		
	S	122.157	72.821	97.681	124.977	138.005	91.743	97.754	94.548	115.830	89.020	85.681	93.516	101.139		
5	T	5.7912	7.5864	8.7740	4.7194	6.7231	11.0649	4.0450	8.7107	9.6156	6.6457	5.4130	7.8040	86.8930		
	S	121.383	72.348	97.602	125.401	136.098	82.263	96.584	95.963	127.775	89.771	85.904	94.619	101.048		
6	T	5.9165	8.0334	8.8529	4.7653	6.6924	9.9299	3.9527	8.7112	9.6351	6.6621	5.2796	7.8082	86.2393		
	S	118.813	68.323	96.733	124.193	136.722	91.665	98.839	95.958	127.517	89.550	88.075	94.568	101.814		
7	T	5.7755	7.6683	8.7860	4.7472	6.6679	9.8348	5.1906	9.2853	9.6771	6.9534	5.5254	8.0691	88.1806		
	S	121.713	71.576	97.469	124.667	137.225	92.552	75.267	90.025	126.963	85.798	84.157	91.511	99.573		
8	T	5.8801	7.6330	8.8037	4.7622	6.6911	9.9580	3.9689	8.6755	9.6319	6.6756	5.2361	7.8387	85.7548		
	S	119.548	71.907	97.273	124.274	136.749	91.407	98.436	96.353	127.559	89.369	88.807	94.200	102.390		
9	T	5.7964	7.3684	8.9123	4.7573	6.6774	10.0212	3.9590	8.8211	9.6362	6.6253	5.4513	7.9440	85.9699		
	S	121.274	74.489	96.088	124.402	137.029	90.830	98.682	94.762	127.502	90.047	85.301	92.952	102.133		
10	T	5.7746	7.3490	8.9180	4.7658	6.6885	9.9058	3.9670	8.7828	9.6310	6.6584	5.2905	7.8320	85.5634		
	S	121.732	74.685	96.026	124.180	136.802	91.888	98.483	95.176	127.571	89.600	87.893	94.281	102.619		
11	T	5.7710	7.6349	8.8320	4.7561	6.6840	9.9726	4.0488	8.6688	9.6011	6.5064	5.3815	7.8808	85.7380		
	S	121.808	71.889	96.961	124.434	136.894	91.273	96.493	96.427	127.968	91.693	86.407	93.697	102.410		
12	T	5.7956	7.5778	8.8733	4.7603	6.6761	10.2312	4.1016	8.7062	9.6317	6.4438	5.4208	7.9088	86.1272		
	S	121.291	72.430	96.510	124.324	137.056	88.966	95.251	96.013	127.562	92.584	85.781	93.366	101.947		
13	T	5.7911	7.4920	8.9162	4.7564	6.6625	10.0019	4.0249	8.6114	9.6188	6.5584	5.3466	7.9051	85.6853		
	S	121.385	73.260	96.046	124.426	137.336	91.005	97.066	97.070	127.733	90.966	86.971	93.409	102.473		
14	T	5.7851	7.5938	8.7762	4.7424	6.6465	9.9281	4.0476	9.1223	10.1200	6.9117	5.5712	8.1122	87.3571		
	S	121.511	72.278	97.578	124.793	137.666	91.682	96.522	91.634	121.407	86.316	83.465	91.025	100.512		
15	T	6.0997														
	S	115.244														

Event: USF2000 Grand Prix of Indianapolis

Round 3 / 4

Track: Indianapolis Motor Speedway RC

2.439 mile(s)

Report: Section Data Report

USF2000 Championship

Session: Qualifications - Race 2

May 10, 2019



Section Data for Car 21 - Sundaramoorthy, Yuven (R)

Lap	T/SF to PI	
1	T	
	S	
2	T	
	S	
3	T	
	S	
4	T	
	S	
5	T	
	S	
6	T	
	S	
7	T	
	S	
8	T	
	S	
9	T	
	S	
10	T	
	S	
11	T	
	S	
12	T	
	S	
13	T	
	S	
14	T	89.0939
	S	89.829
15	T	
	S	

Event: USF2000 Grand Prix of Indianapolis

Round 3 / 4

Track: Indianapolis Motor Speedway RC

2.439 mile(s)



Report: Section Data Report

USF2000 Championship

Session: Qualifications - Race 2

May 10, 2019

Section Data for Car 22 - McElrea, Hunter (R)

Lap	T/S	I6 to I7	I7 to I8	I8 to I9	I9 to SF	SF to I1	I1 to I2	I2 to I3A	I3A to I3	I3 to I4	I4 to I5A	I5A to I5	I5 to I6	Lap	PI to PO	PO to SF
1	T	6.2045	8.3755	9.0832	4.7722	6.7438	10.8086	4.1561	9.0699	9.6321	6.9049	5.5401	7.9712	89.2621	327.8572	100.8065
	S	113.298	65.532	94.280	124.014	135.680	84.213	94.002	92.163	127.556	86.401	83.934	92.635	98.366	4.333	79.963
2	T	5.8393	7.6273	8.7569	4.7319	6.6945	10.2065	4.0126	8.6174	9.5590	6.6158	5.3364	7.8117	85.8093		
	S	120.383	71.960	97.793	125.070	136.679	89.181	97.364	97.002	128.532	90.177	87.137	94.526	102.325		
3	T	5.7550	7.5083	8.6832	4.7179	6.6769	9.9404	3.9971	8.4923	9.5404	6.5252	5.3433	7.7816	84.9616		
	S	122.147	73.101	98.623	125.441	137.040	91.568	97.741	98.431	128.782	91.429	87.025	94.892	103.346		
4	T	5.7864	7.4452	8.6746	4.7288	6.6816	10.8114	4.1088	8.8155	9.5875	6.5673	5.4658	7.8691	86.5420		
	S	121.484	73.720	98.721	125.152	136.943	84.191	95.084	94.823	128.150	90.843	85.074	93.837	101.458		
5	T	5.8023	7.4634	8.6676	4.7343	6.6891	9.8321	3.9855	8.5648	9.6000	6.4427	5.2932	7.7855	84.8605		
	S	121.151	73.541	98.801	125.006	136.790	92.577	98.026	97.598	127.983	92.600	87.849	94.844	103.469		
6	T	5.7736	7.4984	8.6690	4.7318	6.6835	9.8564	3.9990	8.6136	9.5832	6.4426	5.2936	7.7539	84.8986		
	S	121.753	73.197	98.785	125.073	136.904	92.349	97.695	97.045	128.207	92.601	87.842	95.231	103.422		
7	T	5.7768	7.3720	8.7672	4.7352	6.6793	9.8961	3.9971	8.5604	9.5755	6.4437	5.2945	7.7516	84.8494		
	S	121.686	74.452	97.678	124.983	136.990	91.978	97.741	97.648	128.310	92.585	87.827	95.259	103.482		
8	T	5.7816	7.4233	8.6774	4.7242	6.6618	9.7943	4.0247	8.5997	9.5724	6.4815	5.2448	7.7339	84.7196		
	S	121.585	73.938	98.689	125.274	137.350	92.934	97.071	97.202	128.352	92.045	88.659	95.477	103.641		
9	T	5.7755	7.4807	8.6953	4.7323	6.6625	9.7670	3.9945	8.5710	9.5791	6.4597	5.2920	7.7715	84.7811		
	S	121.713	73.371	98.486	125.059	137.336	93.194	97.805	97.528	128.262	92.356	87.868	95.015	103.566		
10	T	5.7508	7.4146	8.6952	4.7235	6.6459	9.7674	3.9990	8.6033	9.5550	6.4632	5.3030	7.7459	84.6668		
	S	122.236	74.025	98.487	125.292	137.679	93.190	97.695	97.161	128.586	92.306	87.686	95.329	103.705		
11	T	5.7544	7.4425	8.6548	4.7220	6.6452			8.8277	9.5391	6.4915	5.3129	7.7616	89.3750		
	S	122.159	73.747	98.947	125.332	137.693			94.692	128.800	91.903	87.523	95.136	98.242		
12	T	5.7767	7.5001	8.6883	4.7075	6.5943	9.7759	3.9678	8.7243	9.5919	6.4912	5.2511	7.7834	84.8525		
	S	121.688	73.181	98.565	125.718	138.756	93.109	98.463	95.814	128.091	91.908	88.553	94.870	103.478		
13	T	5.7854	7.5389	8.6748	4.7114	6.6122	9.8242	3.9893	8.5988	9.5547	6.4519	5.2547	7.8007	84.7970		
	S	121.505	72.804	98.719	125.614	138.381	92.652	97.932	97.212	128.590	92.467	88.492	94.659	103.546		
14	T	6.1070														
	S	115.106														

Event: USF2000 Grand Prix of Indianapolis

Round 3 / 4

Track: Indianapolis Motor Speedway RC

2.439 mile(s)

Report: Section Data Report

USF2000 Championship

Session: Qualifications - Race 2

May 10, 2019



Section Data for Car 22 - McElrea, Hunter (R)

Lap	T/SF to PI	
1	T	
	S	
2	T	
	S	
3	T	
	S	
4	T	
	S	
5	T	
	S	
6	T	
	S	
7	T	
	S	
8	T	
	S	
9	T	
	S	
10	T	
	S	
11	T	
	S	
12	T	
	S	
13	T	85.4116
	S	93.701
14	T	
	S	

Event: USF2000 Grand Prix of Indianapolis
Track: Indianapolis Motor Speedway RC
Report: Section Data Report
Session: Qualifications - Race 2

Round 3 / 4
2.439 mile(s)
USF2000 Championship
May 10, 2019



Section Data for Car 23 - Kaminsky, Colin

Lap	T/S	I6 to I7	I7 to I8	I8 to I9	I9 to SF	SF to I1	I1 to I2	I2 to I3A	I3A to I3	I3 to I4	I4 to I5A	I5A to I5	I5 to I6	Lap	PI to PO	PO to SF
1	T	6.2547	8.3223	9.0076	4.7618	6.7214	10.6978	4.2989	8.8972	9.9576	6.9324	5.4973	7.9196	89.2686	327.6846	100.3479
	S	112.388	65.951	95.071	124.285	136.132	85.085	90.879	93.952	123.387	86.058	84.587	93.238	98.359	4.335	80.328
2	T	5.8620	7.7143	8.8885	4.7538	6.6989	10.2230	4.0371	8.5954	9.5874	6.6749	5.3276	7.7721	86.1350		
	S	119.917	71.149	96.345	124.494	136.590	89.037	96.773	97.251	128.151	89.378	87.281	95.008	101.938		
3	T	5.7868	7.5136	8.7978	4.7431	6.6968	9.9406	3.9579	8.4797	9.5799	6.5158	5.2630	7.7827	85.0577		
	S	121.476	73.049	97.338	124.775	136.632	91.567	98.709	98.578	128.251	91.561	88.353	94.878	103.229		
4	T	5.8262	7.4450	8.8926	4.7605	6.6962	11.2530	3.9701	8.6311	9.6192	6.5866	5.3069	7.7727	86.7601		
	S	120.654	73.722	96.301	124.318	136.645	80.888	98.406	96.849	127.727	90.576	87.622	95.000	101.203		
5	T	5.8171	7.5282	8.7980	4.7579	6.7127	9.9165	3.9755	8.5827	9.6504	6.4180	5.2349	7.8230	85.2149		
	S	120.843	72.908	97.336	124.386	136.309	91.789	98.272	97.395	127.315	92.956	88.827	94.390	103.038		
6	T	5.7985	7.5614	8.7923	4.7514	6.7168	9.8890	3.9765	8.5986	9.6477	6.4792	5.2124	7.8253	85.2491		
	S	121.230	72.588	97.399	124.557	136.226	92.044	98.248	97.215	127.350	92.078	89.210	94.362	102.997		
7	T	5.7971	7.9887	9.1183	5.4046	7.0562	10.0515	3.9872	8.6268	9.6270	6.5244	5.3348	7.8079	87.3245		
	S	121.260	68.705	93.917	109.503	129.673	90.556	97.984	96.897	127.624	91.440	87.164	94.572	100.549		
8	T	5.8039	7.5283	8.7782	4.7380	6.6652	9.7838	3.9497	8.6146	9.6468	6.4142	5.2909	7.7619	84.9755		
	S	121.118	72.907	97.556	124.909	137.280	93.034	98.914	97.034	127.362	93.011	87.887	95.133	103.329		
9	T	5.8037	7.4780	8.8079	4.7474	6.6759			8.9001	10.4825	6.8249	5.3707	7.8615	88.1253		
	S	121.122	73.397	97.227	124.662	137.060			93.921	117.208	87.414	86.581	93.927	99.635		
10	T	5.7704	7.5076	8.7664	4.7241	6.6431	9.9412	3.9895	8.6087	9.5732	6.5941	5.2694	7.8337	85.2214		
	S	121.821	73.108	97.687	125.276	137.737	91.561	97.928	97.101	128.341	90.473	88.245	94.261	103.030		
11	T	5.7986	7.5324	8.7936	4.7283	6.6186	9.9937	4.0644	8.7245	9.9300	6.8247	5.2911	7.8420	86.1419		
	S	121.228	72.867	97.385	125.165	138.247	91.080	96.123	95.812	123.730	87.416	87.883	94.161	101.929		
12	T	5.8206	7.4730	8.7843	4.7460	6.6594	9.8549	3.9700	8.6196	9.6213	6.5360	5.2504	7.7510	85.0865		
	S	120.770	73.446	97.488	124.698	137.400	92.363	98.409	96.978	127.700	91.278	88.565	95.266	103.194		
13	T	5.8024	7.4925	8.7947	4.7386	6.6528	9.8256	3.9855	8.7037	9.6087	6.4768	5.2604	7.8353	85.1770		
	S	121.149	73.255	97.373	124.893	137.536	92.638	98.026	96.041	127.867	92.112	88.396	94.241	103.084		
14	T	6.0744														
	S	115.724														

Event: USF2000 Grand Prix of Indianapolis

Round 3 / 4

Track: Indianapolis Motor Speedway RC

2.439 mile(s)



Report: Section Data Report

USF2000 Championship

Session: Qualifications - Race 2

May 10, 2019

Section Data for Car 23 - Kaminsky, Colin

Lap	T/SF to PI	
1	T	
	S	
2	T	
	S	
3	T	
	S	
4	T	
	S	
5	T	
	S	
6	T	
	S	
7	T	
	S	
8	T	
	S	
9	T	
	S	
10	T	
	S	
11	T	
	S	
12	T	
	S	
13	T	88.5658
	S	90.364
14	T	
	S	

Event: USF2000 Grand Prix of Indianapolis
 Track: Indianapolis Motor Speedway RC
 Report: Section Data Report
 Session: Qualifications - Race 2

Round 3 / 4
 2.439 mile(s)
 USF2000 Championship
 May 10, 2019



Section Data for Car 24 - Tomaselli, Bruna

Lap	T/S	I6 to I7	I7 to I8	I8 to I9	I9 to SF	SF to I1	I1 to I2	I2 to I3A	I3A to I3	I3 to I4	I4 to I5A	I5A to I5	I5 to I6	Lap	PI to PO	PO to SF
1	T	6.0358	7.8964	8.9660	4.8082	6.8429	10.5294	4.1167	8.8216	9.6513	6.7361	5.3957	7.9202	87.7203	276.6792	87.3653
	S	116.464	69.508	95.512	123.085	133.715	86.446	94.902	94.757	127.303	88.566	86.180	93.231	100.095	5.134	92.265
2	T	5.8311	7.5092	9.0093	4.7608	6.7163	10.1508	4.0218	8.7984	9.6178	6.5520	5.3960	7.8335	86.1970		
	S	120.553	73.092	95.053	124.311	136.236	89.670	97.141	95.007	127.746	91.055	86.175	94.263	101.864		
3	T	5.7835	7.4487	8.8999	4.7423	6.6833	10.0061	4.0171	8.6328	9.5932	6.5736	5.3260	7.9588	85.6653		
	S	121.545	73.686	96.222	124.796	136.908	90.967	97.255	96.829	128.074	90.756	87.308	92.779	102.497		
4	T	5.7740	7.7535	8.8062	4.7512	6.6903	10.0547	4.0186	8.5922	9.5908	6.4846	5.3182	7.9218	85.7561		
	S	121.745	70.789	97.246	124.562	136.765	90.528	97.218	97.287	128.106	92.001	87.436	93.212	102.388		
5	T	5.8631	7.4317	8.9485	4.7690	6.7079	11.1483	4.0598	8.7335	9.6320	6.6756	5.4152	7.8859	87.2705		
	S	119.895	73.854	95.699	124.097	136.406	81.647	96.232	95.713	127.558	89.369	85.869	93.637	100.611		
6	T	5.8306	7.4759	8.8926	4.7679	6.7151	10.0072	3.9889	8.7930	9.6642	6.5442	5.3217	7.8612	85.8625		
	S	120.563	73.418	96.301	124.126	136.260	90.957	97.942	95.065	127.133	91.163	87.378	93.931	102.261		
7	T	5.8349	7.5131	8.8413	4.7541	6.6947	10.0011	4.0226	8.6724	9.6067	6.5704	5.4524	7.8877	85.8514		
	S	120.474	73.054	96.859	124.486	136.675	91.013	97.122	96.387	127.894	90.800	85.284	93.615	102.274		
8	T	5.7980	7.6393	8.8702	4.7628	6.6994	10.1122	3.9693	8.7024	9.6273	6.5494	5.2707	7.8499	85.8509		
	S	121.241	71.847	96.544	124.258	136.579	90.013	98.426	96.055	127.620	91.091	88.224	94.066	102.275		
9	T	5.7876	7.4557	8.8658	4.7530	6.6774	10.0168	4.0248	8.7604	9.6106	6.5706	5.3767	7.8751	85.7745		
	S	121.459	73.617	96.592	124.515	137.029	90.870	97.069	95.419	127.842	90.797	86.484	93.765	102.366		
10	T	5.7783	7.4780	8.9286	4.7550	6.6683	10.0785	4.0205	8.6965	9.5827	6.4764	5.3213	7.8301	85.6142		
	S	121.654	73.397	95.912	124.462	137.216	90.314	97.172	96.120	128.214	92.118	87.385	94.304	102.558		
11	T	5.7519	7.4829	8.8702	4.7512	6.6657	9.9964	4.0115	8.8754	9.6157	6.5376	5.3110	7.9185	85.7880		
	S	122.213	73.349	96.544	124.562	137.270	91.056	97.390	94.183	127.774	91.255	87.554	93.251	102.350		
12	T	5.7843	7.6239	9.0112	4.7585	6.6547	10.1024	4.0131	8.7526	9.5745	6.6053	5.3438	7.9415	86.1658		
	S	121.528	71.993	95.033	124.371	137.497	90.100	97.352	95.504	128.324	90.320	87.017	92.981	101.901		
13	T	5.7673	7.6001	8.9507	4.7426	6.6489	10.0323	3.9828	8.7841	9.6160	6.6863	5.4158	7.9531	86.1800		
	S	121.886	72.218	95.676	124.788	137.617	90.730	98.092	95.162	127.770	89.226	85.860	92.845	101.884		
14	T	5.8238	7.6228	8.9308	4.7489	6.6593	10.0137	3.9994	8.7070	9.5941	6.6195	5.3821	7.9323	86.0337		
	S	120.704	72.003	95.889	124.622	137.402	90.898	97.685	96.004	128.062	90.126	86.398	93.089	102.058		
15	T	6.1069														
	S	115.108														

Event: USF2000 Grand Prix of Indianapolis

Round 3 / 4

Track: Indianapolis Motor Speedway RC

2.439 mile(s)



Report: Section Data Report

USF2000 Championship

Session: Qualifications - Race 2

May 10, 2019

Section Data for Car 24 - Tomaselli, Bruna

Lap	T/SF to PI
1	T
	S
2	T
	S
3	T
	S
4	T
	S
5	T
	S
6	T
	S
7	T
	S
8	T
	S
9	T
	S
10	T
	S
11	T
	S
12	T
	S
13	T
	S
14	T 90.7093
	S 88.229
15	T
	S

Event: USF2000 Grand Prix of Indianapolis
 Track: Indianapolis Motor Speedway RC
 Report: Section Data Report
 Session: Qualifications - Race 2

Round 3 / 4
 2.439 mile(s)
 USF2000 Championship
 May 10, 2019



Section Data for Car 27 - Holden, Zach

Lap	T/S	I6 to I7	I7 to I8	I8 to I9	I9 to SF	SF to I1	I1 to I2	I2 to I3A	I3A to I3	I3 to I4	I4 to I5A	I5A to I5	I5 to I6	Lap	PI to PO	PO to SF
1	T	7.0381	8.2700	8.9719	4.7656	6.7465		4.5394	9.8588	9.8134	7.1920	5.4927	8.0679	159.9070	499.2729	107.0427
	S	99.878	66.368	95.450	124.185	135.626		86.065	84.788	125.200	82.952	84.658	91.524	54.909	2.845	75.304
2	T	5.9390	7.8165	8.7904	4.7392	6.7333	10.4795	3.9617	8.6574	9.6057	6.7108	5.2215	7.7544	86.4094		
	S	118.362	70.219	97.420	124.877	135.892	86.858	98.615	96.554	127.907	88.900	89.055	95.225	101.614		
3	T	5.8287	7.5736	8.7979	4.7422	6.6853	9.8805	3.8980	8.5540	9.5853	6.5271	5.1402	7.7078	84.9206		
	S	120.602	72.471	97.337	124.798	136.867	92.124	100.226	97.721	128.179	91.402	90.463	95.800	103.395		
4	T	5.8455	7.5238	8.7801	4.7428	6.6807	9.9920	3.9177	8.6618	9.6094	6.6972	5.1638	7.8427	85.4575		
	S	120.256	72.950	97.535	124.782	136.962	91.096	99.722	96.505	127.858	89.081	90.050	94.152	102.746		
5	T	5.8436	7.5635	8.8564	4.7371	6.6583	9.8957	3.9226	8.5798	9.6181	6.6102	5.1368	7.7986	85.2207		
	S	120.295	72.567	96.694	124.933	137.422	91.982	99.598	97.428	127.742	90.253	90.523	94.685	103.031		
6	T	5.8354	7.5151	8.7561	4.7379	6.6574	9.9285	3.8999	8.6247	9.5923	6.5832	5.1209	7.7679	85.0193		
	S	120.464	73.035	97.802	124.911	137.441	91.678	100.177	96.920	128.086	90.623	90.804	95.059	103.275		
7	T	5.8453	7.5659	8.7612	4.7422	6.6563	9.8996	4.5009	9.5703	17.3099	9.9140	5.4058	7.9074	98.0788		
	S	120.260	72.544	97.745	124.798	137.464	91.946	86.801	87.344	70.979	60.177	86.019	93.382	89.524		
8	T	5.8418	7.5319	8.8333	4.7383	6.6544	9.9434	4.4182	9.5306	13.5650	7.5364	5.4133	7.9109	91.9175		
	S	120.332	72.872	96.947	124.901	137.503	91.541	88.426	87.708	90.574	79.161	85.900	93.341	95.525		
9	T	5.8467	7.5036	8.7787	4.7361	6.6336	9.8848	3.8872	8.6967	9.6039	6.6936	5.1936	7.7730	85.2315		
	S	120.231	73.147	97.550	124.959	137.934	92.084	100.505	96.118	127.931	89.129	89.533	94.997	103.018		
10	T	5.8421	7.5267	8.7486	4.7235	6.6323	9.9224	3.9063	8.5755	9.5892	6.5299	5.0888	7.8863	84.9716		
	S	120.326	72.922	97.886	125.292	137.961	91.735	100.013	97.476	128.127	91.363	91.377	93.632	103.333		
11	T	5.8796													40.4529	
	S	119.558													35.117	

Event: USF2000 Grand Prix of Indianapolis

Round 3 / 4

Track: Indianapolis Motor Speedway RC

2.439 mile(s)



Report: Section Data Report

USF2000 Championship

Session: Qualifications - Race 2

May 10, 2019

Section Data for Car 27 - Holden, Zach

Lap	T/SF to PI	
1	T	
	S	
2	T	
	S	
3	T	
	S	
4	T	
	S	
5	T	
	S	
6	T	
	S	
7	T	
	S	
8	T	
	S	
9	T	
	S	
10	T	89.8248
	S	89.098
11	T	
	S	

Event: USF2000 Grand Prix of Indianapolis

Round 3 / 4

Track: Indianapolis Motor Speedway RC

2.439 mile(s)



Report: Section Data Report

USF2000 Championship

Session: Qualifications - Race 2

May 10, 2019

Section Data for Car 28 - Famularo, Anthony (R)

Lap	T/S	I6 to I7	I7 to I8	I8 to I9	I9 to SF	SF to I1	I1 to I2	I2 to I3A	I3A to I3	I3 to I4	I4 to I5A	I5A to I5	I5 to I6	Lap	PI to PO	PO to SF
1	T	7.0596	8.0115	9.0614	4.7248	6.6868	10.5034	4.0842	8.7636	9.5961	7.1515	5.6213	7.9865	89.2507	498.4627	106.0648
	S	99.574	68.509	94.507	125.258	136.837	86.660	95.657	95.384	128.035	83.422	82.721	92.457	98.379	2.850	75.999
2	T	5.8762	7.6444	8.8302	4.7539	6.6995	10.2946	3.9660	8.6244	9.6053	6.7713	5.1686	7.8631	86.0975		
	S	119.627	71.799	96.981	124.491	136.577	88.418	98.508	96.924	127.912	88.106	89.966	93.908	101.982		
3	T	5.8209	7.5938	8.8140	4.7524	6.6904	10.1376	3.9052	8.6421	9.6566	6.7543	5.1744	7.8638	85.8055		
	S	120.764	72.278	97.159	124.530	136.763	89.787	100.041	96.725	127.233	88.328	89.865	93.900	102.329		
4	T	5.8062	7.5990	8.7840	4.7372	6.6680	9.9518	3.8734	8.6786	9.6233	6.6073	5.1792	7.9664	85.4744		
	S	121.070	72.228	97.491	124.930	137.223	91.464	100.863	96.318	127.673	90.293	89.782	92.690	102.725		
5	T	5.7975	7.6368	8.7483	4.7478	6.6885	9.9197	3.8851	8.6844	9.6327	6.6902	5.2043	7.8367	85.4720		
	S	121.251	71.871	97.889	124.651	136.802	91.760	100.559	96.254	127.548	89.174	89.349	94.224	102.728		
6	T	5.8389	7.5561	8.8316	4.7492	6.6840	9.8892	3.9302	8.7459	9.6209	6.6371	5.1774	7.9433	85.6038		
	S	120.392	72.638	96.966	124.614	136.894	92.043	99.405	95.577	127.705	89.887	89.813	92.960	102.570		
7	T	5.8322	7.5683	8.7734	4.7378	6.6554	10.0091	3.9235	8.6642	9.6166	6.6143	5.2166	7.8236	85.4350		
	S	120.530	72.521	97.609	124.914	137.482	90.940	99.575	96.479	127.762	90.197	89.139	94.382	102.773		
8	T	5.8298	7.6272	8.7959	4.7443	6.6608	9.9491	3.8988	8.7290	9.5980	6.6700	5.1207	7.8448	85.4684		
	S	120.580	71.961	97.359	124.743	137.371	91.488	100.206	95.762	128.010	89.444	90.808	94.127	102.733		
9	T	5.8233	7.6471	8.7492	4.7398	6.6489	9.8877	3.8890	8.7832	9.5878	6.6370	5.1722	7.9092	85.4744		
	S	120.714	71.774	97.879	124.861	137.617	92.057	100.458	95.171	128.146	89.889	89.904	93.361	102.725		
10	T	5.8380	7.6591	8.8218	4.7514	6.6706	9.9424	3.8837	8.7005	9.6025	6.6889	5.0859	7.8793	85.5241		
	S	120.410	71.662	97.074	124.557	137.169	91.550	100.595	96.076	127.950	89.191	91.429	93.715	102.666		
11	T	5.8280	7.6613	8.7502	4.7300	6.6547	10.0466	3.9079	8.7062	9.6163	6.5348	5.2118	7.8914	85.5392		
	S	120.617	71.641	97.868	125.120	137.497	90.601	99.972	96.013	127.766	91.294	89.221	93.571	102.648		
12	T	5.8791													40.0762	
	S	119.568													35.447	

Event: USF2000 Grand Prix of Indianapolis

Round 3 / 4

Track: Indianapolis Motor Speedway RC

2.439 mile(s)

Report: Section Data Report

USF2000 Championship

Session: Qualifications - Race 2

May 10, 2019



Section Data for Car 28 - Famularo, Anthony (R)

Lap	T/SF to PI	
1	T	
	S	
2	T	
	S	
3	T	
	S	
4	T	
	S	
5	T	
	S	
6	T	
	S	
7	T	
	S	
8	T	
	S	
9	T	
	S	
10	T	
	S	
11	T	90.5761
	S	88.359
12	T	
	S	

Event: USF2000 Grand Prix of Indianapolis

Round 3 / 4

Track: Indianapolis Motor Speedway RC

2.439 mile(s)



Report: Section Data Report

USF2000 Championship

Session: Qualifications - Race 2

May 10, 2019

Section Data for Car 3 - Gold, Reece (R)

Lap	T/S	I6 to I7	I7 to I8	I8 to I9	I9 to SF	SF to I1	I1 to I2	I2 to I3A	I3A to I3	I3 to I4	I4 to I5A	I5A to I5	I5 to I6	Lap	PI to PO	PO to SF
1	T	7.4802	8.2633	9.0151	4.7473	6.6790	10.7966	4.1663	9.0090	9.6212	6.9435	5.5269	8.0026	90.2510	340.3340	100.2570
	S	93.975	66.422	94.992	124.664	136.997	84.307	93.772	92.786	127.701	85.921	84.134	92.271	97.289	4.174	80.401
2	T	5.7842	10.7195	9.3610	4.7794	6.6949	10.2120	4.0406	8.8538	9.5925	6.7555	5.4117	7.8312	90.0363		
	S	121.530	51.202	91.482	123.827	136.671	89.133	96.689	94.412	128.083	88.312	85.925	94.291	97.521		
3	T	5.8668	7.6208	8.9380	4.7657	6.6845			9.4250	9.7443	6.8774	5.3971	7.9209	133.0293		
	S	119.819	72.022	95.812	124.183	136.884			88.691	126.088	86.747	86.157	93.223	66.004		
4	T	5.8856	7.5877	8.8985	4.7585	6.6577	10.1109	3.9819	8.7427	9.6002	6.6597	5.3218	7.8530	86.0582		
	S	119.436	72.336	96.237	124.371	137.435	90.024	98.114	95.612	127.980	89.582	87.376	94.029	102.029		
5	T	5.8241	7.4522	8.9672	4.7686	6.6589	9.9170	3.9836	8.7204	9.5924	6.6250	5.2972	7.8595	85.6661		
	S	120.698	73.651	95.500	124.107	137.410	91.785	98.073	95.857	128.084	90.051	87.782	93.951	102.496		
6	T	5.7969	7.6284	8.9687	4.7541	6.6564	9.8643	4.0205	8.8508	9.5982	6.6265	5.3930	7.9303	86.0881		
	S	121.264	71.950	95.484	124.486	137.462	92.275	97.172	94.444	128.007	90.031	86.223	93.112	101.993		
7	T	5.8241	7.5781	8.9607	4.7670	6.6461	9.8651	3.9899	8.7128	9.6199	6.6242	5.3885	7.8519	85.8283		
	S	120.698	72.428	95.569	124.149	137.675	92.267	97.918	95.940	127.718	90.062	86.295	94.042	102.302		
8	T	5.8343	7.5478	8.9352	4.7437	6.6274	9.9697	4.1215	8.7275	9.5868	6.5787	5.4150	8.0047	86.0923		
	S	120.487	72.718	95.842	124.759	138.063	91.299	94.791	95.779	128.159	90.685	85.873	92.247	101.988		
9	T	5.8858	7.5910	8.9310	4.7346	6.6143	9.9323	4.0584	8.6738	9.5370	6.7170	5.3318	7.9352	85.9422		
	S	119.432	72.305	95.887	124.999	138.337	91.643	96.265	96.372	128.828	88.818	87.213	93.055	102.166		
10	T	5.8052	7.5005	9.0161	4.7731	6.6526	9.8952	4.0619	8.7304	9.6013	6.6336	5.2992	7.9708	85.9399		
	S	121.090	73.177	94.982	123.990	137.540	91.987	96.182	95.747	127.966	89.935	87.749	92.639	102.169		
11	T	5.8233	7.5292	8.9765	4.7670	6.6428	9.8097	4.0429	8.6488	9.5679	6.5413	5.3520	7.8291	85.5305		
	S	120.714	72.898	95.401	124.149	137.743	92.788	96.634	96.650	128.412	91.204	86.883	94.316	102.658		
12	T	5.7899	7.5483	8.9215	4.7581	6.6312	9.8055	4.0619	8.6768	9.5927	6.5669	5.3522	7.8575	85.5625		
	S	121.410	72.714	95.989	124.381	137.984	92.828	96.182	96.338	128.080	90.848	86.880	93.975	102.620		
13	T	6.1215													43.8166	
	S	114.834													32.421	

Event: USF2000 Grand Prix of Indianapolis

Round 3 / 4

Track: Indianapolis Motor Speedway RC

2.439 mile(s)

Report: Section Data Report

USF2000 Championship

Session: Qualifications - Race 2

May 10, 2019



Section Data for Car 3 - Gold, Reece (R)

Lap	T/SF to PI	
1	T	
	S	
2	T	
	S	
3	T	
	S	
4	T	
	S	
5	T	
	S	
6	T	
	S	
7	T	
	S	
8	T	
	S	
9	T	
	S	
10	T	
	S	
11	T	
	S	
12	T	87.9660
	S	90.980
13	T	
	S	

Event: USF2000 Grand Prix of Indianapolis

Round 3 / 4

Track: Indianapolis Motor Speedway RC

2.439 mile(s)



Report: Section Data Report

USF2000 Championship

Session: Qualifications - Race 2

May 10, 2019

Section Data for Car 36 - Siegel, Nolan (R)

Lap	T/S	I6 to I7	I7 to I8	I8 to I9	I9 to SF	SF to I1	I1 to I2	I2 to I3A	I3A to I3	I3 to I4	I4 to I5A	I5A to I5	I5 to I6	Lap	PI to PO	PO to SF
1	T	6.0256	8.1062	9.0469	4.7986	6.7761	10.6510	4.0940	8.9731	10.7503	6.8735	5.6276	7.9718	89.6947	329.7386	91.2660
	S	116.661	67.709	94.658	123.331	135.033	85.459	95.428	93.157	114.289	86.796	82.628	92.628	97.892	4.308	88.322
2	T	5.9522	7.7187	8.8616	4.7267	6.6356	10.2845	4.1214	8.6690	9.5785	6.8439	5.3318	7.9009	86.6248		
	S	118.100	71.108	96.638	125.207	137.893	88.505	94.793	96.425	128.270	87.171	87.213	93.459	101.361		
3	T	5.8168	7.6108	8.9510	4.7577	6.6780	9.9240	4.0305	8.5865	9.6044	6.4841	5.2389	8.0964	85.7791		
	S	120.849	72.116	95.672	124.392	137.017	91.720	96.931	97.352	127.924	92.008	88.759	91.202	102.361		
4	T	5.8624	7.5139	8.8359	4.7589	6.6865	10.2297	4.0049	8.7611	9.6127	6.8070	5.4231	7.9845	86.4806		
	S	119.909	73.046	96.919	124.360	136.843	88.979	97.551	95.411	127.814	87.644	85.744	92.480	101.530		
5	T	5.8096	7.5383	8.9030	4.7376	6.6108	9.9611	4.0739	8.7231	9.6489	6.5120	5.3045	11.8304	89.6532		
	S	120.999	72.810	96.188	124.919	138.410	91.378	95.899	95.827	127.334	91.614	87.661	62.416	97.937		
6	T	6.8026	7.9958	8.9732	4.7881	6.7297	9.9531	3.9915	8.7503	9.6587	6.8754	5.3113	7.9272	87.7569		
	S	103.336	68.644	95.436	123.602	135.964	91.452	97.878	95.529	127.205	86.772	87.549	93.149	100.054		
7	T	5.9468						4.5468	10.2958	10.5650	7.4889	5.9266	8.6259	215.7367	126.1454	92.2577
	S	118.207						85.925	81.189	116.293	79.663	78.460	85.604	40.700	11.261	87.373
8	T	6.0173	7.9373	9.1155	4.7708	6.7177	10.3898	4.0403	8.7171	9.6549	6.5882	5.3333	7.9930	87.2752		
	S	116.822	69.150	93.946	124.050	136.207	87.608	96.696	95.893	127.255	90.554	87.188	92.382	100.606		
9	T	5.8952	7.5558	8.9644	4.7537	6.6928	10.0208	4.0082	8.6421	9.5977	6.4964	5.3311	8.0071	85.9653		
	S	119.242	72.641	95.529	124.496	136.714	90.834	97.471	96.725	128.014	91.834	87.224	92.219	102.139		
10	T	5.8899	7.4935	8.9529	4.7580	6.6939	9.9628	4.0063	8.6052	9.5952	6.3816	5.2018	8.0025	85.5436		
	S	119.349	73.245	95.652	124.384	136.692	91.363	97.517	97.140	128.047	93.486	89.392	92.272	102.642		
11	T	5.8497	7.5419	8.9388	4.7655	6.6937	9.9158	4.0314	8.8255	9.6728	6.4556	5.3211	7.9899	86.0017		
	S	120.169	72.775	95.803	124.188	136.696	91.796	96.910	94.715	127.020	92.414	87.388	92.418	102.096		
12	T	5.8811													40.4492	
	S	119.528													35.120	

Event: USF2000 Grand Prix of Indianapolis

Round 3 / 4

Track: Indianapolis Motor Speedway RC

2.439 mile(s)

Report: Section Data Report

USF2000 Championship

Session: Qualifications - Race 2

May 10, 2019



Section Data for Car 36 - Siegel, Nolan (R)

Lap	T/SF to PI	
1	T	
	S	
2	T	
	S	
3	T	
	S	
4	T	
	S	
5	T	
	S	
6	T	84.3717
	S	94.856
7	T	
	S	
8	T	
	S	
9	T	
	S	
10	T	
	S	
11	T	86.2334
	S	92.808
12	T	
	S	

Event: USF2000 Grand Prix of Indianapolis

Round 3 / 4

Track: Indianapolis Motor Speedway RC

2.439 mile(s)



Report: Section Data Report

USF2000 Championship

Session: Qualifications - Race 2

May 10, 2019

Section Data for Car 40 - Miller, Jack William (R)

Lap	T/S	I6 to I7	I7 to I8	I8 to I9	I9 to SF	SF to I1	I1 to I2	I2 to I3A	I3A to I3	I3 to I4	I4 to I5A	I5A to I5	I5 to I6	Lap	PI to PO	PO to SF
1	T	5.9706	7.8157	9.1393	4.7876	6.7351	10.4348	4.1102	9.0190	9.7111	6.8237	5.3001	8.1127	87.9599	285.3184	92.9562
	S	117.736	70.226	93.701	123.615	135.855	87.230	95.052	92.683	126.519	87.429	87.734	91.019	99.823	4.979	86.716
2	T	5.9405	7.6015	8.9485	4.7671	6.7100	10.0865	4.0866	8.6780	9.6204	6.8318	5.2821	7.9396	86.4926		
	S	118.333	72.205	95.699	124.146	136.364	90.242	95.601	96.325	127.712	87.326	88.033	93.003	101.516		
3	T	5.8709	7.4162	8.8612	4.7408	6.6336	9.9351	4.0887	8.6359	9.5954	6.6924	5.2534	7.8565	85.5801		
	S	119.735	74.009	96.642	124.835	137.934	91.617	95.552	96.795	128.044	89.145	88.514	93.987	102.599		
4	T	5.8183	7.3041	9.1042	4.7565	6.6415	9.8952	4.0207	8.5818	9.5647	6.6277	5.2317	7.8373	85.3837		
	S	120.818	75.145	94.062	124.423	137.770	91.987	97.168	97.405	128.455	90.015	88.881	94.217	102.835		
5	T	5.7742	7.4009	8.9447	4.7767	7.2629	11.9529	4.2756	9.3796	9.7837	6.7252	5.2010	7.9664	89.4438		
	S	121.741	74.162	95.740	123.897	125.983	76.151	91.375	89.120	125.580	88.710	89.406	92.690	98.167		
6	T	5.8873	7.3241	8.9931	4.7926	6.7451	10.0508	4.0357	8.6433	9.6416	6.7172	5.1999	8.0353	86.0660		
	S	119.402	74.939	95.225	123.486	135.654	90.563	96.806	96.712	127.431	88.815	89.425	91.896	102.019		
7	T	5.8388	7.2726	9.0200	4.7831	6.7208	9.9613	4.0848	8.6499	9.6826	6.6689	5.1664	7.8213	85.6705		
	S	120.394	75.470	94.941	123.731	136.145	91.376	95.643	96.638	126.891	89.459	90.005	94.410	102.490		
8	T	5.8194	7.4126	8.9887	4.7852	6.7190	9.9319	4.0323	8.6190	9.6699	6.6596	5.1327	7.9956	85.7659		
	S	120.795	74.045	95.271	123.677	136.181	91.647	96.888	96.984	127.058	89.584	90.596	92.352	102.376		
9	T	5.8085	7.2588	8.9991	4.7786	6.6998	9.7973	4.0327	8.7021	9.6592	6.6411	5.1274	7.9092	85.4138		
	S	121.022	75.614	95.161	123.848	136.571	92.906	96.878	96.058	127.199	89.833	90.689	93.361	102.798		
10	T	5.8272	7.8446	10.1333	5.1565	6.9081	10.7115	4.3997	9.6469	13.9295	12.9266	10.9460	8.3700	106.7999		
	S	120.633	69.967	84.510	114.771	132.453	84.977	88.797	86.651	88.204	46.152	42.481	88.221	82.214		
11	T	5.8832	7.4888	8.9916	4.7928	6.7480	10.0719	4.0300	8.6831	9.6617	6.5336	5.1350	8.0636	86.0833		
	S	119.485	73.291	95.240	123.481	135.596	90.373	96.943	96.269	127.166	91.311	90.555	91.573	101.999		
12	T	5.8637	7.3102	9.0470	4.7848	6.7195	9.7839	4.0023	8.6296	9.6410	6.5829	5.0929	8.0366	85.4944		
	S	119.882	75.082	94.657	123.687	136.171	93.033	97.614	96.865	127.439	90.627	91.304	91.881	102.701		
13	T	5.8329	7.3034	9.0470	4.7832	6.7196	9.8405	4.0635	8.6098	9.6466	6.6499	5.1457	7.9073	85.5494		
	S	120.515	75.152	94.657	123.729	136.169	92.498	96.144	97.088	127.365	89.714	90.367	93.383	102.635		
14	T	6.1926													39.8105	
	S	113.515													35.683	

Event: USF2000 Grand Prix of Indianapolis

Round 3 / 4

Track: Indianapolis Motor Speedway RC

2.439 mile(s)

Report: Section Data Report

USF2000 Championship

Session: Qualifications - Race 2

May 10, 2019



Section Data for Car 40 - Miller, Jack William (R)

Lap	T/SF to PI	
1	T	
	S	
2	T	
	S	
3	T	
	S	
4	T	
	S	
5	T	
	S	
6	T	
	S	
7	T	
	S	
8	T	
	S	
9	T	
	S	
10	T	
	S	
11	T	
	S	
12	T	
	S	
13	T	90.5909
	S	88.344
14	T	
	S	

Event: USF2000 Grand Prix of Indianapolis
Track: Indianapolis Motor Speedway RC
Report: Section Data Report
Session: Qualifications - Race 2

Round 3 / 4
2.439 mile(s)
USF2000 Championship
May 10, 2019



Section Data for Car 41 - Barrichello, Eduardo (R)

Lap	T/S	I6 to I7	I7 to I8	I8 to I9	I9 to SF	SF to I1	I1 to I2	I2 to I3A	I3A to I3	I3 to I4	I4 to I5A	I5A to I5	I5 to I6	Lap	PI to PO	PO to SF
1	T	6.1500	8.0955	8.8554	4.7669	6.7370	10.3014	4.1518	8.8179	9.6674	6.8068	5.4573	7.9834	87.7908	299.7292	90.6759
	S	114.302	67.799	96.705	124.152	135.817	88.360	94.099	94.797	127.091	87.646	85.207	92.493	100.015	4.740	88.897
2	T	5.8229	7.5797	9.0371	4.7750	6.7195	9.9810	4.0030	8.6694	9.6355	6.7091	5.3086	7.8191	86.0599		
	S	120.722	72.412	94.761	123.941	136.171	91.196	97.597	96.421	127.511	88.923	87.594	94.437	102.027		
3	T	5.7681	7.4514	8.9081	4.7593	6.6847	9.9240	3.9612	8.6806	9.6019	6.6144	5.2928	7.8157	85.4622		
	S	121.869	73.659	96.133	124.350	136.880	91.720	98.627	96.296	127.958	90.196	87.855	94.478	102.740		
4	T	5.7805	7.4425	8.8656	4.7567	6.6789	10.1697	4.2312	9.1046	9.8507	7.4944	5.5260	7.9874	87.8882		
	S	121.608	73.747	96.594	124.418	136.999	89.504	92.334	91.812	124.726	79.605	84.148	92.447	99.904		
5	T	5.8314	7.7265	8.7935	4.7592	6.7123	10.1048	4.0669	8.8914	9.7123	7.0975	5.4152	8.1187	87.2297		
	S	120.546	71.037	97.386	124.352	136.317	90.079	96.064	94.013	126.503	84.056	85.869	90.952	100.658		
6	T	5.8281	7.3903	8.9672	4.7659	6.7104	10.0074	3.9593	8.6933	11.7689	6.9969	5.3580	7.8774	88.3231		
	S	120.615	74.268	95.500	124.178	136.356	90.955	98.674	96.156	104.397	85.265	86.786	93.738	99.412		
7	T	5.7735	7.4598	8.8833	4.7485	6.6357	9.9400	3.9685	8.7471	9.5970	6.5702	5.2527	7.8000	85.3763		
	S	121.755	73.576	96.402	124.633	137.891	91.572	98.446	95.564	128.023	90.803	88.526	94.668	102.844		
8	T	5.7664	18.2683	9.3150	4.7800	6.6873	10.1037	3.9804	8.7464	9.6471	6.6943	5.2676	7.8959	97.1524		
	S	121.905	30.045	91.934	123.811	136.827	90.089	98.151	95.572	127.358	89.119	88.275	93.518	90.378		
9	T	5.7763	7.4390	8.8756	4.7361	6.6413	9.9327	3.9849	8.7238	9.6076	6.5697	5.2535	7.9438	85.4843		
	S	121.696	73.782	96.485	124.959	137.774	91.639	98.041	95.819	127.882	90.809	88.512	92.954	102.714		
10	T	5.8313	7.5520	8.9167	4.7453	6.6333	9.9159	3.9804	8.7076	9.5827	6.5804	5.2410	7.8492	85.5358		
	S	120.549	72.678	96.040	124.717	137.940	91.795	98.151	95.998	128.214	90.662	88.724	94.074	102.652		
11	T	5.8073	7.5308	8.8785	4.7334	6.6108	10.0167	3.9343	8.6580	9.5926	6.5585	5.2339	7.8786	85.4334		
	S	121.047	72.883	96.454	125.030	138.410	90.871	99.301	96.548	128.082	90.965	88.844	93.723	102.775		
12	T	5.7694	7.5409	8.8473	4.7459	6.6533	9.9456	3.9521	8.7453	9.5899	6.5973	5.1974	7.8838	85.4682		
	S	121.842	72.785	96.794	124.701	137.526	91.521	98.854	95.584	128.118	90.430	89.468	93.662	102.733		
13	T	5.7763	7.5350	8.8735	4.7526	6.6514	10.0202	3.9573	8.7827	9.6203	6.5025	5.2904	7.8854	85.6476		
	S	121.696	72.842	96.508	124.525	137.565	90.839	98.724	95.177	127.713	91.748	87.895	93.643	102.518		
14	T	6.0859													40.5569	
	S	115.505													35.027	

Event: USF2000 Grand Prix of Indianapolis

Round 3 / 4

Track: Indianapolis Motor Speedway RC

2.439 mile(s)



Report: Section Data Report

USF2000 Championship

Session: Qualifications - Race 2

May 10, 2019

Section Data for Car 41 - Barrichello, Eduardo (R)

Lap	T/SF to PI	
1	T	
	S	
2	T	
	S	
3	T	
	S	
4	T	
	S	
5	T	
	S	
6	T	
	S	
7	T	
	S	
8	T	
	S	
9	T	
	S	
10	T	
	S	
11	T	
	S	
12	T	
	S	
13	T	89.7986
	S	89.124
14	T	
	S	

Event: USF2000 Grand Prix of Indianapolis

Round 3 / 4

Track: Indianapolis Motor Speedway RC

2.439 mile(s)



Report: Section Data Report

USF2000 Championship

Session: Qualifications - Race 2

May 10, 2019

Section Data for Car 5 - Round-Garrido, Matt (R)

Lap	T/S	I6 to I7	I7 to I8	I8 to I9	I9 to SF	SF to I1	I1 to I2	I2 to I3A	I3A to I3	I3 to I4	I4 to I5A	I5A to I5	I5 to I6	Lap	PI to PO	PO to SF
1	T	5.9012	8.3954	8.8359	4.7325	6.6201	10.7587	4.0444	9.0035	9.5453	7.3094	5.5653	7.9994	88.7111	271.2150	90.3754
	S	119.121	65.377	96.919	125.054	138.215	84.604	96.598	92.843	128.716	81.620	83.553	92.308	98.977	5.238	89.192
2	T	5.8578	8.0322	8.8098	4.7199	6.6100	10.1850	4.0501	8.7149	9.6261	6.6924	5.4851	7.8913	86.6746		
	S	120.003	68.333	97.206	125.388	138.427	89.369	96.462	95.917	127.636	89.145	84.775	93.573	101.303		
3	T	5.8445	7.7421	8.7242	4.7142	6.6057	10.1272	4.0693	8.6936	9.6335	6.7248	5.4334	7.9085	86.2210		
	S	120.276	70.893	98.160	125.539	138.517	89.879	96.007	96.152	127.538	88.715	85.582	93.369	101.836		
4	T	5.7970	7.6007	8.8334	4.7359	6.6310	10.2240	3.9920	8.6030	9.6091	6.6040	5.3766	7.9856	85.9923		
	S	121.262	72.212	96.946	124.964	137.988	89.028	97.866	97.165	127.862	90.338	86.486	92.468	102.107		
5	T	5.8454	7.6721	8.8452	4.7363	6.6234	10.1575	4.0093	8.6501	9.6069	6.8407	5.4270	7.8698	86.2837		
	S	120.258	71.540	96.817	124.954	138.147	89.611	97.444	96.636	127.891	87.212	85.683	93.828	101.762		
6	T	5.8172	7.6498	8.7817	4.7345	6.6394	10.8186	4.1388	8.7392	9.6407	6.7058	5.3835	7.9023	86.9515		
	S	120.841	71.749	97.517	125.001	137.814	84.135	94.395	95.651	127.443	88.966	86.375	93.442	100.980		
7	T	5.7504	7.5694	8.7810	4.7392	6.6341	10.2272	3.9667	8.8728	9.8727	6.7198	5.4505	7.9762	86.5600		
	S	122.244	72.511	97.525	124.877	137.924	89.001	98.490	94.210	124.448	88.781	85.313	92.577	101.437		
8	T	5.8099	7.7110	8.7310	4.7325	6.6404	10.0162	3.9694	8.7331	9.6499	6.5940	5.3699	7.9311	85.8884		
	S	120.993	71.179	98.083	125.054	137.793	90.876	98.423	95.717	127.321	90.475	86.594	93.103	102.230		
9	T	5.7606	7.7428	8.8131	4.7361	6.6349	10.0437	4.0312	8.7107	9.5872	6.7462	5.3834	7.8453	86.0352		
	S	122.028	70.887	97.169	124.959	137.907	90.627	96.915	95.963	128.154	88.434	86.377	94.121	102.056		
10	T	5.7555	7.7166	8.8275	4.7171	6.5847	10.0154	4.0021	8.6700	9.5487	6.6392	5.3979	7.9179	85.7926		
	S	122.136	71.128	97.011	125.462	138.958	90.883	97.619	96.414	128.671	89.859	86.145	93.258	102.344		
11	T	5.8180	7.6626	9.0237	4.7062	6.5352	10.1075	4.3268	8.7508	9.5454	6.5660	5.4031	7.8673	86.3126		
	S	120.824	71.629	94.902	125.753	140.011	90.055	90.293	95.524	128.715	90.861	86.062	93.858	101.728		
12	T	5.7801	7.6319	8.8337	4.6940	6.5456	10.0297	3.9999	8.8833	9.5839	6.5840	5.3870	7.9097	85.8628		
	S	121.616	71.917	96.943	126.080	139.789	90.753	97.673	94.099	128.198	90.612	86.319	93.355	102.261		
13	T	5.7909	7.5696	8.7659	4.6941	6.5518	10.0143	4.0225	8.7199	9.5502	6.6839	5.4049	7.9020	85.6700		
	S	121.390	72.509	97.693	126.077	139.656	90.893	97.124	95.862	128.650	89.258	86.033	93.446	102.491		
14	T	6.3231	7.6858	8.8252	4.7288	6.6204	9.8504	4.0056	8.6761	9.6312	6.7788	5.3469	7.9602			
	S	111.172	71.413	97.036	125.152	138.209	92.405	97.534	96.346	127.568	88.008	86.966	92.763			

Event: USF2000 Grand Prix of Indianapolis

Round 3 / 4

Track: Indianapolis Motor Speedway RC

2.439 mile(s)



Report: Section Data Report

USF2000 Championship

Session: Qualifications - Race 2

May 10, 2019

Section Data for Car 5 - Round-Garrido, Matt (R)

Lap	T/SF to PI	
1	T	
	S	
2	T	
	S	
3	T	
	S	
4	T	
	S	
5	T	
	S	
6	T	
	S	
7	T	
	S	
8	T	
	S	
9	T	
	S	
10	T	
	S	
11	T	
	S	
12	T	
	S	
13	T	
	S	
14	T	93.1650
	S	85.903

Event: USF2000 Grand Prix of Indianapolis
 Track: Indianapolis Motor Speedway RC
 Report: Section Data Report
 Session: Qualifications - Race 2

Round 3 / 4
 2.439 mile(s)
 USF2000 Championship
 May 10, 2019



Section Data for Car 52 - Crawford, Jak (R)

Lap	T/S	I6 to I7	I7 to I8	I8 to I9	I9 to SF	SF to I1	I1 to I2	I2 to I3A	I3A to I3	I3 to I4	I4 to I5A	I5A to I5	I5 to I6	Lap	PI to PO	PO to SF
1	T	5.9553	7.9324	8.9364	4.7577	6.6979	10.4860	4.1108	9.0559	9.6913	6.7283	5.4938	8.0713	87.9171	296.8046	90.0522
	S	118.038	69.193	95.829	124.392	136.610	86.804	95.038	92.305	126.777	88.669	84.641	91.486	99.871	4.786	89.512
2	T	5.8368	7.9229	8.7606	4.7261	6.6534	10.0341	4.0156	8.6722	9.5964	6.4622	5.3909	7.9112	85.9824		
	S	120.435	69.276	97.752	125.223	137.524	90.713	97.291	96.390	128.031	92.320	86.256	93.337	102.119		
3	T	5.7896	7.4748	8.8762	4.7280	6.6224	9.9048	4.0510	8.6355	9.5911	6.5188	5.2836	7.9537	85.4295		
	S	121.417	73.429	96.479	125.173	138.167	91.898	96.441	96.799	128.102	91.519	88.008	92.838	102.779		
4	T	5.7878	7.4657	8.8351	4.7413	6.6360	9.8194	3.9882	8.6787	9.5872	6.4843	5.2820	7.8357	85.1414		
	S	121.455	73.518	96.927	124.822	137.884	92.697	97.959	96.317	128.154	92.005	88.035	94.237	103.127		
5	T	5.7505	7.4674	8.7851	4.7260	6.6196	10.9188	4.1199	8.9131	9.6194	6.5430	5.3559	7.9227	86.7414		
	S	122.242	73.501	97.479	125.226	138.226	83.363	94.828	93.784	127.725	91.180	86.820	93.202	101.225		
6	T	5.8293						4.6165	9.9855	11.2318	10.6987	6.2033	8.7649	242.9656	144.6155	97.5994
	S	120.590						84.627	83.712	109.389	55.763	74.960	84.246	36.138	9.823	82.591
7	T	6.0633	8.1848	9.1250	4.7476	6.6733	10.7540	4.0970	9.0076	9.5864	6.8147	5.5073	8.0216	88.5826		
	S	115.936	67.059	93.848	124.656	137.114	84.641	95.358	92.800	128.165	87.545	84.433	92.053	99.121		
8	T	5.8415	7.6898	8.8403	4.7489	6.6709	10.0637	3.9958	8.6255	9.5445	6.5043	5.3554	7.8211	85.7017		
	S	120.338	71.376	96.870	124.622	137.163	90.447	97.773	96.911	128.727	91.723	86.828	94.412	102.453		
9	T	5.7619	7.4112	8.7903	4.7244	6.6449	9.8061	3.9752	8.6914	9.5459	6.4396	5.2630	7.8531	84.9070		
	S	122.000	74.059	97.421	125.268	137.700	92.823	98.280	96.177	128.708	92.644	88.353	94.028	103.412		
10	T	5.7705	7.4374	8.8192	4.7342	6.6407	9.8523	3.9978	8.6742	9.5452	6.3844	5.2508	7.8016	84.9083		
	S	121.819	73.798	97.102	125.009	137.787	92.387	97.724	96.367	128.718	93.445	88.558	94.648	103.410		
11	T	5.7628	7.3477	8.8793	4.7369	6.6267	9.8136	4.0061	8.6590	9.5593	6.3683	5.2909	7.8324	84.8830		
	S	121.981	74.699	96.445	124.938	138.078	92.752	97.522	96.536	128.528	93.681	87.887	94.276	103.441		
12	T	5.7714	7.4479	8.8493	4.7258	6.6179			9.1300	9.5986	6.6087	5.3256	7.9700	91.2564		
	S	121.800	73.694	96.772	125.231	138.261			91.556	128.002	90.274	87.314	92.649	96.217		
13	T	6.9646														
	S	100.933														

Event: USF2000 Grand Prix of Indianapolis

Round 3 / 4

Track: Indianapolis Motor Speedway RC

2.439 mile(s)

Report: Section Data Report

USF2000 Championship

Session: Qualifications - Race 2

May 10, 2019



Section Data for Car 52 - Crawford, Jak (R)

Lap	T/SF to PI	
1	T	
	S	
2	T	
	S	
3	T	
	S	
4	T	
	S	
5	T	88.8838
	S	90.041
6	T	
	S	
7	T	
	S	
8	T	
	S	
9	T	
	S	
10	T	
	S	
11	T	
	S	
12	T	98.3003
	S	81.416
13	T	
	S	

Event: USF2000 Grand Prix of Indianapolis
Track: Indianapolis Motor Speedway RC
Report: Section Data Report
Session: Qualifications - Race 2

Round 3 / 4
2.439 mile(s)
USF2000 Championship
May 10, 2019



Section Data for Car 6 - Rasmussen, Christian (R)

Lap	T/S	I6 to I7	I7 to I8	I8 to I9	I9 to SF	SF to I1	I1 to I2	I2 to I3A	I3A to I3	I3 to I4	I4 to I5A	I5A to I5	I5 to I6	Lap	PI to PO	PO to SF
1	T	5.9918	8.0914	8.8706	4.6615	6.4753	10.5227	4.0263	9.0159	9.5735	6.7443	5.4026	8.0008	87.3767	272.9472	91.0165
	S	117.319	67.833	96.540	126.959	141.306	86.501	97.032	92.715	128.337	88.459	86.070	92.292	100.489	5.205	88.564
2	T	5.8624	7.7380	8.8422	4.6813	6.5511			9.0955	9.7788	6.7785	5.4090	8.0050	92.0299		
	S	119.909	70.931	96.850	126.422	139.671			91.904	125.643	88.012	85.968	92.243	95.408		
3	T	5.8062	7.5597	8.7654	4.7065	6.5978	10.3817	3.9929	8.7495	9.5791	6.6526	5.2670	7.8714	85.9298		
	S	121.070	72.604	97.698	125.745	138.683	87.676	97.844	95.538	128.262	89.678	88.286	93.809	102.181		
4	T	5.7977	7.4721	8.8630	4.7307	6.6479	10.0859	3.9806	8.7047	9.5826	6.6213	5.2146	7.9714	85.6725		
	S	121.247	73.455	96.622	125.102	137.637	90.248	98.146	96.030	128.215	90.102	89.173	92.632	102.488		
5	T	6.3638	8.9701	10.7905	6.0255	7.8110	12.1582	4.6824	9.9038	10.7007	7.0516	5.5428	8.3935	98.3939		
	S	110.461	61.188	79.363	98.219	117.142	74.865	83.436	84.403	114.818	84.604	83.893	87.974	89.237		
6	T	6.3853						4.5635	8.9367	9.6341	6.8670	5.3614	7.9133	179.2648	88.2953	91.9031
	S	110.090						85.610	93.537	127.530	86.878	86.731	93.312	48.980	16.089	87.710
7	T	5.8419	7.7583	8.7732	4.7198	6.6408	10.3798	4.0964	8.7271	9.5922	6.8080	5.6240	7.9509	86.9124		
	S	120.330	70.745	97.611	125.391	137.785	87.692	95.372	95.783	128.087	87.631	82.681	92.871	101.026		
8	T	5.8888						4.0102	8.7609	9.6736	6.6272	5.3137	7.9199	210.5486	128.7586	85.2490
	S	119.371						97.422	95.414	127.009	90.022	87.510	93.235	41.702	11.033	94.556
9	T	5.8274	7.5815	8.7964	4.7146	6.5981	10.2433	4.0303	8.6914	9.5461	6.6598	5.3249	7.9667	85.9805		
	S	120.629	72.395	97.354	125.529	138.676	88.861	96.936	96.177	128.706	89.581	87.326	92.687	102.121		
10	T	5.8007	7.6220	8.7972	4.7053	6.5779	10.0668	3.9897	8.6643	9.5565	6.5784	5.3341	7.8334	85.5263		
	S	121.184	72.010	97.345	125.777	139.102	90.419	97.923	96.477	128.566	90.689	87.175	94.264	102.663		
11	T	5.8064	7.6362	8.7589	4.7106	6.5968	10.0991	4.0006	8.7045	9.5819	6.6681	5.3525	7.9228	85.8384		
	S	121.065	71.877	97.771	125.635	138.704	90.130	97.656	96.032	128.225	89.469	86.875	93.201	102.290		
12	T	6.0453														
	S	116.281														

Event: USF2000 Grand Prix of Indianapolis

Round 3 / 4

Track: Indianapolis Motor Speedway RC

2.439 mile(s)



Report: Section Data Report

USF2000 Championship

Session: Qualifications - Race 2

May 10, 2019

Section Data for Car 6 - Rasmussen, Christian (R)

Lap	T/SF to PI	
1	T	
	S	
2	T	
	S	
3	T	
	S	
4	T	
	S	
5	T	92.4036
	S	86.611
6	T	
	S	
7	T	83.2801
	S	96.100
8	T	
	S	
9	T	
	S	
10	T	
	S	
11	T	88.4668
	S	90.465
12	T	
	S	

Event: USF2000 Grand Prix of Indianapolis

Round 3 / 4

Track: Indianapolis Motor Speedway RC

2.439 mile(s)

Report: Section Data Report

USF2000 Championship

Session: Qualifications - Race 2

May 10, 2019



Section Data for Car 7 - Bogle, Christian (R)

Lap	T/S	I6 to I7	I7 to I8	I8 to I9	I9 to SF	SF to I1	I1 to I2	I2 to I3A	I3A to I3	I3 to I4	I4 to I5A	I5A to I5	I5 to I6	Lap	PI to PO	PO to SF
1	T	6.0933	8.2529	8.9669	4.7636	6.6789	10.5216	4.1841	9.3135	9.7430	6.8791	5.4600	8.2906	89.1475	272.6248	91.2790
	S	115.365	66.506	95.503	124.238	136.999	86.510	93.373	89.752	126.105	86.725	85.165	89.066	98.493	5.211	88.309
2	T	5.9541	7.9488	8.9110	4.7720	6.6857	10.2701	4.3815	8.7615	9.7122	6.7493	5.3521	8.0294	87.5277		
	S	118.062	69.050	96.102	124.019	136.859	88.629	89.166	95.407	126.504	88.393	86.882	91.963	100.316		
3	T	5.8526	7.9161	8.9001	4.7688	6.6840										
	S	120.110	69.335	96.220	124.102	136.894										

Event: USF2000 Grand Prix of Indianapolis

Round 3 / 4

Track: Indianapolis Motor Speedway RC

2.439 mile(s)



Report: Section Data Report

USF2000 Championship

Session: Qualifications - Race 2

May 10, 2019

Section Data for Car 73 - Shields, Cameron (R)

Lap	T/S	I6 to I7	I7 to I8	I8 to I9	I9 to SF	SF to I1	I1 to I2	I2 to I3A	I3A to I3	I3 to I4	I4 to I5A	I5A to I5	I5 to I6	Lap	PI to PO	PO to SF
1	T	6.0146	7.8036	8.9764	4.7687	6.7230	10.2449	4.1184	8.8148	9.6648	7.0047	5.6490	7.9543	87.7372	327.2754	91.0040
	S	116.875	70.335	95.402	124.105	136.100	88.847	94.863	94.830	127.125	85.170	82.315	92.831	100.076	4.341	88.576
2	T	5.8691	7.6283	8.9386	4.7882	6.7587	10.0875	4.0745	8.6776	9.6603	6.4978	5.2670	7.8351	86.0827		
	S	119.772	71.951	95.805	123.599	135.381	90.233	95.885	96.330	127.184	91.814	88.286	94.244	102.000		
3	T	5.8237	7.3644	8.9047	4.7824	6.7359	9.9157	4.0430	8.5615	9.6620	6.3621	5.2608	7.8239	85.2401		
	S	120.706	74.529	96.170	123.749	135.839	91.797	96.632	97.636	127.162	93.773	88.390	94.379	103.008		
4	T	5.8273	7.3803	8.8841	4.7843	6.7436	10.7977	4.0732	8.8545	9.6818	7.1031	5.5295	7.8653	87.5247		
	S	120.631	74.369	96.393	123.700	135.684	84.298	95.915	94.405	126.902	83.990	84.094	93.882	100.319		
5	T	5.8065	7.4346	8.8771	4.7781	6.7005	9.8189	4.0717	8.5818	9.6807	6.4806	5.2322	7.8203	85.2830		
	S	121.063	73.826	96.469	123.861	136.557	92.702	95.951	97.405	126.916	92.058	88.873	94.422	102.956		
6	T	5.8081	7.3848	8.8780	4.7642	6.6868	9.8393	4.0264	8.6065	9.6718	6.4269	5.2929	7.8527	85.2384		
	S	121.030	74.323	96.459	124.222	136.837	92.509	97.030	97.125	127.033	92.827	87.854	94.033	103.010		
7	T	5.8089						4.6284	10.4039	11.5958	7.8193	6.2306	12.4670	232.8793	132.4009	102.6355
	S	121.013						84.410	80.346	105.955	76.297	74.632	59.229	37.704	10.729	78.538
8	T	7.1439	8.2099	9.2131	4.8013	6.8071	11.1914	4.2732	10.9515	10.1258	6.8962	5.5681	7.8802	93.0617		
	S	98.399	66.854	92.951	123.262	134.418	81.333	91.426	76.328	121.337	86.510	83.511	93.704	94.350		
9	T	5.7966	7.4029	9.1963	4.7881	6.7486	9.9701	4.0497	8.5436	9.6047	6.5308	5.2352	7.7771	85.6437		
	S	121.270	74.142	93.120	123.602	135.584	91.296	96.472	97.840	127.920	91.350	88.822	94.947	102.522		
10	T	5.8219	7.4085	8.8472	4.7729	6.7287	9.8664	4.0513	8.5416	9.6194	6.4480	5.2274	7.7780	85.1113		
	S	120.743	74.086	96.795	123.996	135.985	92.255	96.434	97.863	127.725	92.523	88.954	94.936	103.164		
11	T	5.8149	7.3334	8.9265	4.7843	6.7286	9.8729	4.0492	8.5987	9.6664	6.4375	5.2725	7.8135	85.2984		
	S	120.889	74.844	95.935	123.700	135.987	92.195	96.484	97.213	127.104	92.674	88.193	94.504	102.937		
12	T	5.9709													40.6543	
	S	117.730													34.943	

Event: USF2000 Grand Prix of Indianapolis

Round 3 / 4

Track: Indianapolis Motor Speedway RC

2.439 mile(s)

Report: Section Data Report

USF2000 Championship

Session: Qualifications - Race 2

May 10, 2019



Section Data for Car 73 - Shields, Cameron (R)

Lap	T/SF to PI
1	T
	S
2	T
	S
3	T
	S
4	T
	S
5	T
	S
6	T 85.6144
	S 93.479
7	T
	S
8	T
	S
9	T
	S
10	T
	S
11	T 89.1095
	S 89.813
12	T
	S

Event: USF2000 Grand Prix of Indianapolis
Track: Indianapolis Motor Speedway RC
Report: Section Data Report
Session: Qualifications - Race 2

Round 3 / 4
2.439 mile(s)
USF2000 Championship
May 10, 2019



Section Data for Car 77 - Dickerson, Dakota

Lap	T/S	I6 to I7	I7 to I8	I8 to I9	I9 to SF	SF to I1	I1 to I2	I2 to I3A	I3A to I3	I3 to I4	I4 to I5A	I5A to I5	I5 to I6	Lap	PI to PO	PO to SF
1	T	8.2198	9.1371	9.3992	4.9264	6.9425	10.9334	4.3331	9.4308	9.8180	6.8735	5.5560	8.0181	93.5879	289.5660	108.7548
	S	85.520	60.070	91.110	120.132	131.797	83.252	90.162	88.636	125.141	86.796	83.693	92.093	93.820	4.906	74.119
2	T	5.9784	7.8552	8.9673	4.7859	6.7226	10.1651	3.9513	8.6702	9.7236	6.6305	5.3540	7.9059	86.7100		
	S	117.582	69.873	95.498	123.659	136.108	89.544	98.874	96.412	126.356	89.977	86.851	93.400	101.262		
3	T	5.8685	7.5758	8.9333	4.7806	6.6989	10.0683	3.9560	8.6185	9.6527	6.5138	5.2988	7.9363	85.9015		
	S	119.784	72.450	95.862	123.796	136.590	90.405	98.757	96.990	127.284	91.589	87.756	93.042	102.215		
4	T	5.8404	7.4027	8.9056	4.7766	6.6942	10.6747	4.0647	8.7655	9.6526	6.6285	5.3635	7.9253	86.6943		
	S	120.361	74.144	96.160	123.899	136.685	85.270	96.116	95.364	127.286	90.004	86.697	93.171	101.280		
5	T	5.8842	7.4851	8.9154	4.7704	6.6792	10.3213	3.9729	8.7146	9.6759	6.4693	5.2735	7.8642	86.0260		
	S	119.465	73.327	96.054	124.060	136.992	88.189	98.337	95.921	126.979	92.219	88.177	93.895	102.067		
6	T	5.8610	7.4274	8.8921	4.7843	6.7084	10.0091	3.9361	8.6535	9.6784	6.4300	5.2717	7.8647	85.5167		
	S	119.938	73.897	96.306	123.700	136.396	90.940	99.256	96.598	126.946	92.782	88.207	93.889	102.675		
7	T	5.8363	7.3966	8.8748	4.7705	6.6717	9.9384	3.9620	8.6546	9.6655	6.5168	5.3154	7.8494	85.4520		
	S	120.445	74.205	96.494	124.058	137.146	91.587	98.607	96.586	127.116	91.547	87.482	94.072	102.752		
8	T	5.8014	7.3443	8.9272	4.8079	6.7536	9.9928	3.9579	8.6747	9.7129	6.4349	5.2381	7.8871	85.5328		
	S	121.170	74.733	95.927	123.093	135.483	91.088	98.709	96.362	126.495	92.712	88.773	93.622	102.655		
9	T	5.8084	7.4249	8.9882	4.8099	6.7438	10.2545	4.2044	9.4692	10.1412	7.7780	6.7281	7.9128	90.2634		
	S	121.024	73.922	95.276	123.042	135.680	88.764	92.922	88.277	121.153	76.702	69.113	93.318	97.275		
10	T	5.7981	7.4146	8.9428	4.8105	6.7505	10.0728	3.9675	8.7501	9.7233	7.2334	5.6275	8.2345	87.3256		
	S	121.239	74.025	95.760	123.026	135.546	90.365	98.471	95.531	126.360	82.477	82.630	89.673	100.548		
11	T	5.9687													269.0522	
	S	117.773													5.280	

Event: USF2000 Grand Prix of Indianapolis

Round 3 / 4

Track: Indianapolis Motor Speedway RC

2.439 mile(s)



Report: Section Data Report

USF2000 Championship

Session: Qualifications - Race 2

May 10, 2019

Section Data for Car 77 - Dickerson, Dakota

Lap	T/SF to PI	
1	T	
	S	
2	T	
	S	
3	T	
	S	
4	T	
	S	
5	T	
	S	
6	T	
	S	
7	T	
	S	
8	T	
	S	
9	T	
	S	
10	T	86.2350
	S	92.807
11	T	
	S	

Event: USF2000 Grand Prix of Indianapolis

Round 3 / 4

Track: Indianapolis Motor Speedway RC

2.439 mile(s)

Report: Section Data Report

USF2000 Championship

Session: Qualifications - Race 2

May 10, 2019



Section Data for Car 8 - Eves, Braden (R)

Lap	T/S I6 to I7	I7 to I8	I8 to I9	I9 to SF	SF to I1	I1 to I2	I2 to I3A	I3A to I3	I3 to I4	I4 to I5A	I5A to I5	I5 to I6	Lap	PI to PO	PO to SF	
1	T	6.6212	8.1778	9.1811	4.7265	6.6382	10.7896	4.1798	8.9472	9.5309	6.8333	5.5431	7.9294	89.0981	340.4835	100.3715
	S	106.167	67.116	93.275	125.213	137.839	84.362	93.469	93.427	128.911	87.306	83.888	93.123	98.548	4.172	80.310
2	T	5.7640	7.8710	8.9042	4.7009	6.5983	10.1814	4.0063	8.5722	9.4807	6.6017	5.3202	7.7973	85.7982		
	S	121.956	69.732	96.175	125.895	138.672	89.401	97.517	97.514	129.593	90.369	87.403	94.701	102.338		
3	T	5.7019	7.4011	8.8065	4.6921	6.5689	9.9468	3.9873	8.6315	9.4373	6.7132	5.2546	7.7854	84.9266		
	S	123.284	74.160	97.242	126.131	139.293	91.510	97.982	96.844	130.189	88.868	88.494	94.845	103.388		
4	T	5.7363	7.8955	8.7394	4.6549	6.5361	10.4616	3.9999	8.6312	9.5230	6.5831	5.2223	7.7779	85.7612		
	S	122.545	69.516	97.989	127.139	139.992	87.007	97.673	96.847	129.018	90.625	89.041	94.937	102.382		
5	T	5.7841	7.4290	8.7875	4.7238	6.6159	9.8867	3.9488	8.5672	9.5287	6.5177	5.2671	7.9106	84.9671		
	S	121.532	73.881	97.452	125.284	138.303	92.066	98.937	97.571	128.941	91.534	88.284	93.344	103.339		
6	T	5.8044	7.4326	8.7943	4.7028	6.5859	9.8707	3.9399	8.5391	9.5079	6.4582	5.2421	7.8119	84.6898		
	S	121.107	73.845	97.377	125.844	138.933	92.215	99.160	97.892	129.223	92.377	88.705	94.524	103.677		
7	T	5.7558	7.5213	8.7738	4.7218	6.6214	9.9541	3.9481	8.5829	9.4693	6.5180	5.2318	7.7955	84.8938		
	S	122.130	72.975	97.605	125.337	138.188	91.442	98.954	97.392	129.749	91.530	88.880	94.722	103.428		
8	T	5.7546	7.5480	8.7680	4.7173	6.6115	9.8691	3.9430	8.5797	9.5261	6.5387	5.2271	7.8071	84.8902		
	S	122.155	72.716	97.669	125.457	138.395	92.230	99.082	97.429	128.976	91.240	88.959	94.582	103.432		
9	T	5.7516	7.4172	8.8043	4.7213	6.5953	9.8029	3.9355	8.5581	9.5027	6.4645	5.2206	7.7656	84.5396		
	S	122.219	73.999	97.267	125.351	138.735	92.853	99.271	97.675	129.293	92.287	89.070	95.087	103.861		
10	T	5.7448	7.3991	8.7953	4.7160	6.5990	9.8560	3.9706	8.5875	9.4803	6.4501	5.2295	7.7792	84.6074		
	S	122.364	74.180	97.366	125.492	138.657	92.353	98.394	97.340	129.599	92.493	88.919	94.921	103.778		
11	T	5.7415	7.3976	8.8301	4.7177	6.5927	9.8652	3.9237	8.5962	9.5017	6.4605	5.2209	7.8858	84.7336		
	S	122.434	74.195	96.982	125.446	138.790	92.266	99.570	97.242	129.307	92.344	89.065	93.638	103.624		
12	T	5.7491	7.4299	8.8048	4.7185	6.6032	9.8867	3.9492	8.6288	9.5145	6.4859	5.2265	7.8133	84.8104		
	S	122.272	73.872	97.261	125.425	138.569	92.066	98.927	96.874	129.133	91.983	88.970	94.507	103.530		
13	T	5.7569	7.4189	8.8326	4.7156	6.6035	9.9647	3.9600	8.6855	9.4963	6.5711	5.2765	8.0430	85.3246		
	S	122.106	73.982	96.955	125.502	138.563	91.345	98.657	96.242	129.381	90.790	88.127	91.808	102.906		
14	T	5.9429												42.4150		
	S	118.285												33.492		

Event: USF2000 Grand Prix of Indianapolis

Round 3 / 4

Track: Indianapolis Motor Speedway RC

2.439 mile(s)



Report: Section Data Report

USF2000 Championship

Session: Qualifications - Race 2

May 10, 2019

Section Data for Car 8 - Eves, Braden (R)

Lap	T/SF to PI	
1	T	
	S	
2	T	
	S	
3	T	
	S	
4	T	
	S	
5	T	
	S	
6	T	
	S	
7	T	
	S	
8	T	
	S	
9	T	
	S	
10	T	
	S	
11	T	
	S	
12	T	
	S	
13	T	84.8828
	S	94.285
14	T	
	S	

Event: USF2000 Grand Prix of Indianapolis

Round 3 / 4

Track: Indianapolis Motor Speedway RC

2.439 mile(s)



Report: Section Data Report

USF2000 Championship

Session: Qualifications - Race 2

May 10, 2019

Section Data for Car 90 - Cabrera, Manuel

Lap	T/S I6 to I7	I7 to I8	I8 to I9	I9 to SF	SF to I1	I1 to I2	I2 to I3A	I3A to I3	I3 to I4	I4 to I5A	I5A to I5	I5 to I6	Lap	PI to PO	PO to SF	
1	T	6.0189	7.9381	9.0520	4.8441	6.8995	10.2894	4.0569	8.8118	9.7443	6.8251	5.4837	7.9449	87.9087	354.3933	90.0980
	S	116.791	69.143	94.605	122.173	132.618	88.463	96.301	94.862	126.088	87.411	84.797	92.941	99.881	4.008	89.467
2	T	5.8332	7.6274	8.9186	4.7850	6.7413	10.1873	3.9952	8.7907	9.7534	6.6818	5.2870	7.9381	86.5390		
	S	120.509	71.959	96.020	123.682	135.730	89.349	97.788	95.090	125.970	89.286	87.952	93.021	101.462		
3	T	5.8081	7.5100	8.8519	4.7747	6.7421	10.1221	4.0459	8.6873	9.6942	6.6318	5.2416	7.9071	86.0168		
	S	121.030	73.084	96.743	123.949	135.714	89.925	96.562	96.222	126.739	89.959	88.713	93.386	102.078		
4	T	5.8057	7.7351	8.8483	4.7857	6.7547	10.6282	4.0162	8.7774	9.6116	6.6431	5.2980	7.8903	86.7943		
	S	121.080	70.958	96.783	123.664	135.461	85.643	97.276	95.234	127.828	89.806	87.769	93.584	101.163		
5	T	5.8033	7.4443	8.8981	4.7618	6.6986	10.0188	3.9632	8.6423	9.7153	6.5953	5.2175	7.8985	85.6570		
	S	121.130	73.729	96.241	124.285	136.596	90.852	98.577	96.723	126.464	90.457	89.123	93.487	102.507		
6	T	5.7970	7.4101	8.8700	4.7646	6.6985	9.8723	3.9540	8.6233	9.7089	6.5663	5.2271	7.8951	85.3872		
	S	121.262	74.070	96.546	124.212	136.598	92.200	98.807	96.936	126.547	90.856	88.959	93.528	102.830		
7	T	5.7952	7.3919	8.8759	4.7782	6.7189	9.8922	3.9656	8.5973	9.7029	6.6131	5.1575	7.9498	85.4385		
	S	121.299	74.252	96.482	123.858	136.183	92.015	98.518	97.229	126.626	90.214	90.160	92.884	102.769		
8	T	5.8172	7.4224	8.8728	4.7623	6.7061	9.8719	3.9601	8.6279	9.6917	6.5952	5.2018	7.8955	85.4249		
	S	120.841	73.947	96.516	124.272	136.443	92.204	98.655	96.884	126.772	90.458	89.392	93.523	102.785		
9	T	5.7680	7.4503	8.8666	4.7744	6.7044	9.8407	3.9468	8.7264	9.6516	6.6003	5.1792	7.8624	85.3711		
	S	121.871	73.670	96.583	123.957	136.478	92.496	98.987	95.791	127.299	90.388	89.782	93.917	102.850		
10	T	5.7646	7.4698	8.8710	4.7854	6.7539	9.9147	3.9825	8.6100	9.6672	6.5138	5.1873	7.8642	85.3844		
	S	121.943	73.478	96.535	123.672	135.477	91.806	98.100	97.086	127.093	91.589	89.642	93.895	102.834		
11	T	5.7844	7.3959	8.9649	4.7873	6.7456	9.9166	3.9761	8.6331	9.6596	6.5291	5.1920	7.9393	85.5239		
	S	121.526	74.212	95.524	123.623	135.644	91.788	98.258	96.826	127.193	91.374	89.561	93.007	102.666		
12	T	5.7934	7.4033	8.9097	4.7832	6.7293	9.9003	3.9707	8.5832	9.6648	6.5800	5.1237	7.9342	85.3758		
	S	121.337	74.138	96.116	123.729	135.973	91.939	98.391	97.389	127.125	90.667	90.755	93.067	102.844		
13	T	5.8031	7.4008	8.8880	4.7752	6.7290	9.9386	3.9703	8.6167	9.6798	6.5380	5.1533	7.9005	85.3933		
	S	121.134	74.163	96.351	123.936	135.979	91.585	98.401	97.010	126.928	91.250	90.233	93.464	102.823		
14	T	5.8211														
	S	120.760														

Event: USF2000 Grand Prix of Indianapolis

Round 3 / 4

Track: Indianapolis Motor Speedway RC

2.439 mile(s)



Report: Section Data Report

USF2000 Championship

Session: Qualifications - Race 2

May 10, 2019

Section Data for Car 90 - Cabrera, Manuel

Lap	T/SF to PI	
1	T	
	S	
2	T	
	S	
3	T	
	S	
4	T	
	S	
5	T	
	S	
6	T	
	S	
7	T	
	S	
8	T	
	S	
9	T	
	S	
10	T	
	S	
11	T	
	S	
12	T	
	S	
13	T	88.1780
	S	90.762
14	T	
	S	

Event: USF2000 Grand Prix of Indianapolis

Round 3 / 4

Track: Indianapolis Motor Speedway RC

2.439 mile(s)



Report: Section Data Report

USF2000 Championship






Session: Qualifications - Race 2

May 10, 2019

Section Data for Car

Report Support Information

Section Legend	
Name	Length
I6 to I7	0.195265 miles
I7 to I8	0.152462 miles
I8 to I9	0.237879 miles
I9 to SF	0.164394 miles
SF to I1	0.254167 miles
I1 to I2	0.252841 miles
I2 to I3A	0.108523 miles
I3A to I3	0.232197 miles
I3 to I4	0.341288 miles
I4 to I5A	0.165720 miles
I5A to I5	0.129167 miles
I5 to I6	0.205114 miles
I2 to I3	0.340720 miles
I4 to I5	0.294886 miles
Lap	2.439000 miles
PI to PO	0.394602 miles
PO to SF	2.239110 miles
SF to PI	2.223106 miles
PO to I2	0.307102 miles
I7 to PI	0.338826 miles
PO to PI	2.023201 miles

Color Legend	
	Fastest Lap
	Section Under Caution
	Section Under Green
	Section Time Data
	Section Speed Data

