

Event: USF2000 Royal Purple GP of Indy

Round 3 / 4

Track: Indianapolis Motor Speedway RC

2.439 mile(s)



Report: Section Data Report

USF2000

Session: Race 1

May 11, 2018

Section Data for Car 10 - Holden, Zach (R)

Lap	T/SF to I1	I1 to I2	I2 to I3A	I3A to I3	I3 to I4	I4 to I5A	I5A to I5	I5 to I6	I6 to I7	I7 to I8	I8 to I9	I9 to SF	Lap	PI to PO	PO to SF	
1	T	7.8160	11.7198	4.2576	9.5033	9.8701	7.2188	5.6992	8.8134	6.0444	8.1304	9.3138	4.8466	93.2334	259.2042	123.7983
	S	117.068	77.666	91.761	87.960	124.481	82.644	81.590	83.783	116.298	67.508	91.946	122.110	94.177	5.480	65.112
2	T	6.7649	10.5907	4.1644	9.0340	9.7281	7.2586	5.6773	8.1395	6.0038	8.0560	9.0271	4.7427	89.1871		
	S	135.257	85.946	93.815	92.529	126.298	82.191	81.905	90.719	117.085	68.131	94.866	124.785	98.449		
3	T	6.5911	10.5349	4.1598	9.2889	9.9325	7.0870	5.8207	8.2393	5.9799	7.7595	8.9991	4.9599	89.3526		
	S	138.824	86.401	93.918	89.990	123.699	84.181	79.887	89.620	117.553	70.734	95.161	119.321	98.267		
4	T	7.2739	12.8293	8.4099	17.3755	20.6216	10.8938	8.2065	10.3251	13.0534				148.7583	92.7427	
	S	125.792	70.949	46.455	48.108	59.580	54.764	56.662	71.516	53.852				59.025	15.317	
5	T			4.5099	10.0637	10.3696	7.5770	5.5931	8.1863	6.7954	8.1224	9.2405	5.0419	163.8581		90.7556
	S			86.628	83.062	118.484	78.737	83.138	90.201	103.446	67.574	92.675	117.380	53.585		88.819
6	T	7.0166	10.9235	4.2553	9.7151	18.3701	10.6570	5.8283	11.8319	10.3390	8.3480	10.9870	5.1591	113.4309		
	S	130.405	83.327	91.811	86.042	66.882	55.981	79.783	62.408	67.991	65.748	77.943	114.713	77.407		
7	T	6.8438	11.5322	4.5569	9.2049	9.7064	7.6423	5.5656	8.1507	5.8767	8.2642	9.2671	4.7904	91.4012		
	S	133.698	78.929	85.734	90.811	126.580	78.064	83.549	90.595	119.617	66.415	92.409	123.543	96.064		
8	T	6.6196	10.4522	4.2854	9.5535	9.7328	6.8685	5.4367	8.0670	5.9373	7.5776	9.0109	4.8278	88.3693		
	S	138.226	87.085	91.166	87.498	126.237	86.859	85.530	91.535	118.396	72.432	95.036	122.585	99.360		
9	T	7.3909	12.2545	5.1066	14.0350	21.2907	11.0089	9.5614	11.2629	11.4433	9.1265	14.3317	9.2399	136.0523		
	S	123.801	74.277	76.505	59.559	57.708	54.192	48.633	65.561	61.429	60.140	59.753	64.050	64.537		
10	T	15.0993	15.0057	5.5292	13.8527	18.0514	12.2878	8.6120	12.5133	10.4639	10.1263	13.7994	9.2189	144.5599		
	S	60.599	60.659	70.658	60.343	68.063	48.551	53.994	59.010	67.179	54.202	62.058	64.196	60.739		
11	T	14.5320	17.0070	4.7659	12.3283	19.4550	11.1224	6.6468	14.6821	12.5807	9.2903	9.1951	4.7959	136.4015		
	S	62.964	53.521	81.974	67.804	63.153	53.639	69.958	50.293	55.876	59.079	93.133	123.401	64.372		
12	T	6.6865	10.2348	4.1518	8.9898	9.8464	6.8680	5.6757	8.5477	5.9608	8.3235	9.1554	4.7350	89.1754		
	S	136.843	88.935	94.099	92.984	124.780	86.865	81.928	86.387	117.930	65.941	93.536	124.988	98.462		
13	T	6.5174	10.1916	4.1454	8.9007	9.7601	6.8169	5.3878	8.0966	5.8974	7.7658	8.9274	4.7184	87.1255		
	S	140.393	89.312	94.245	93.915	125.884	87.516	86.306	91.200	119.197	70.677	95.925	125.428	100.779		
14	T	6.4744	10.9207	4.2243	9.0849	9.7753	6.7876	5.3982	8.0815	5.8866	7.8869	9.1711	4.7322	88.4237		
	S	141.326	83.349	92.484	92.011	125.688	87.894	86.140	91.370	119.416	69.592	93.376	125.062	99.299		
15	T	6.4831	10.3645	4.1431	9.0310	9.8700	6.7517	5.3807	8.1047	5.9424	7.8011	9.2106	4.7907	87.8736		
	S	141.136	87.822	94.297	92.560	124.482	88.362	86.420	91.109	118.295	70.357	92.976	123.535	99.921		
16	T	7.0799	12.4282	4.8261	10.1618											
	S	129.239	73.239	80.952	82.260											

Event: USF2000 Royal Purple GP of Indy

Round 3 / 4

Track: Indianapolis Motor Speedway RC

2.439 mile(s)



Report: Section Data Report

USF2000

Session: Race 1

May 11, 2018

Section Data for Car 10 - Holden, Zach (R)

Lap	T/SF to PI
1	T
	S
2	T
	S
3	T
	S
4	T 129.1181
	S 61.983
5	T
	S
6	T
	S
7	T
	S
8	T
	S
9	T
	S
10	T
	S
11	T
	S
12	T
	S
13	T
	S
14	T
	S
15	T
	S
16	T
	S

Event: USF2000 Royal Purple GP of Indy

Round 3 / 4

Track: Indianapolis Motor Speedway RC

2.439 mile(s)



Report: Section Data Report

USF2000

Session: Race 1

May 11, 2018

Section Data for Car 11 - Enders, Kory

Lap	T/SF to I1	I1 to I2	I2 to I3A	I3A to I3	I3 to I4	I4 to I5A	I5A to I5	I5 to I6	I6 to I7	I7 to I8	I8 to I9	I9 to SF	Lap	PI to PO	PO to SF	
1	T	7.8417	11.6540	4.3328	9.5265	9.6443	7.1636	5.7341	8.2309	6.0117	8.0177	9.0276	4.7604	91.9453	261.5950	129.0227
	S	116.684	78.104	90.168	87.746	127.395	83.281	81.094	89.712	116.931	68.456	94.861	124.321	95.496	5.430	62.476
2	T	6.5450	11.3344	4.2798	9.7402	9.9419	6.9039	5.4332	8.0931	5.9929	8.2557	9.0963	4.7521	90.3685		
	S	139.801	80.307	91.285	85.821	123.582	86.414	85.585	91.239	117.298	66.483	94.144	124.538	97.162		
3	T	6.5739	10.5358	4.1715	9.1108	9.6946	6.8066	5.3780	8.1722	5.9601	7.7030	8.9562	4.8934	87.9561		
	S	139.187	86.394	93.655	91.749	126.734	87.649	86.463	90.356	117.943	71.253	95.617	120.942	99.827		
4	T	7.2697	12.4783	8.0288	16.9092	20.9553	11.2735	8.5683	10.3182	11.9940	9.7388	14.0020	9.0607	140.5968		
	S	125.865	72.945	48.660	49.435	58.631	52.920	54.270	71.564	58.609	56.358	61.160	65.317	62.451		
5	T	14.4136	17.7191	7.0058	17.9790	17.3265	9.9819	7.0146	12.0464	11.3494	10.8456	14.1403	9.1240	148.9462		
	S	63.482	51.370	55.765	46.494	70.911	59.767	66.290	61.297	61.938	50.607	60.562	64.864	58.950		
6	T	15.4266	14.5866	5.6522	12.7325	18.8203	9.8669	6.8540	12.9659	10.7643	9.3229	12.8127	5.5640	135.3689		
	S	59.313	62.402	69.120	65.652	65.283	60.464	67.844	56.950	65.304	58.873	66.837	106.366	64.863		
7	T	6.9161	11.2716	4.4579	9.5245	9.8236	6.8557	5.6451	8.0815	5.9391	7.7898	9.0556	4.7451	90.1056		
	S	132.300	80.754	87.638	87.764	125.070	87.021	82.372	91.370	118.360	70.459	94.567	124.722	97.446		
8	T	6.5837	10.5514	4.1861	8.8671	9.7146	6.8643	5.3171	7.9761	5.9162	7.6387	8.9835	4.7707	87.3695		
	S	138.980	86.266	93.328	94.271	126.473	86.912	87.454	92.578	118.819	71.853	95.326	124.053	100.497		
9	T	7.4588	13.4237	4.8858	14.3898	20.8381	11.2379	9.0690	11.6391	11.3919	9.6297	13.4670	9.6548	137.0856		
	S	122.674	67.807	79.963	58.090	58.961	53.087	51.274	63.442	61.707	56.997	63.590	61.298	64.050		
10	T	15.0724	15.0807	6.0204	13.7407	18.4608	11.0152	8.8687	12.7389	10.3979	10.7250	13.0274	9.3530	144.5011		
	S	60.707	60.357	64.893	60.835	66.554	54.161	52.432	57.965	67.605	51.176	65.736	63.276	60.764		
11	T	15.2715	15.5406	5.5824	12.6510	19.4912	11.5886	6.4341	14.5908	13.1926	9.8766	9.1633	4.7672	138.1499		
	S	59.916	58.571	69.985	66.075	63.035	51.481	72.271	50.608	53.284	55.572	93.456	124.144	63.557		
12	T	6.6061	10.2016	4.5032	9.1300	9.8199	6.8052	5.3425	8.2473	6.0210	7.8146	9.0114	4.7032	88.2060		
	S	138.508	89.224	86.756	91.556	125.117	87.667	87.038	89.533	116.750	70.236	95.031	125.833	99.544		
13	T	6.5346	10.2019	4.1361	9.2677	9.6918	7.1049	5.7622	8.2075	5.9104	7.8266	8.9373	4.6833	88.2643		
	S	140.024	89.221	94.457	90.196	126.771	83.969	80.698	89.968	118.935	70.128	95.819	126.368	99.478		
14	T	6.5546	10.3754	4.1230	9.1583	9.7507	6.8348	5.3756	8.0925	5.9500	7.6153	9.0002	4.7816	87.6120		
	S	139.597	87.729	94.757	91.273	126.005	87.287	86.502	91.246	118.144	72.074	95.149	123.770	100.219		
15	T	6.6784	10.0782	4.0347	8.8564	9.8869	6.8026	5.2773	8.1111	5.9627	7.5736	9.1330	4.7798	87.1747		
	S	137.009	90.316	96.830	94.385	124.269	87.700	88.113	91.037	117.892	72.471	93.766	123.817	100.722		
16	T	6.7153	11.5326	4.5067	9.9383											
	S	136.256	78.926	86.689	84.110											

Event: USF2000 Royal Purple GP of Indy

Round 3 / 4

Track: Indianapolis Motor Speedway RC

2.439 mile(s)



Report: Section Data Report

USF2000

Session: Race 1

May 11, 2018

Section Data for Car 12 - Sierra, Jose (R)

Lap	T/SF to I1	I1 to I2	I2 to I3A	I3A to I3	I3 to I4	I4 to I5A	I5A to I5	I5 to I6	I6 to I7	I7 to I8	I8 to I9	I9 to SF	Lap	PI to PO	PO to SF	
1	T	7.7863	11.2947	4.1788	9.3774	9.7066	7.1049	5.4666	8.2629	6.0269	8.3148	8.9742	4.7358	91.2299	258.0836	137.5215
	S	117.514	80.589	93.491	89.141	126.577	83.969	85.062	89.364	116.636	66.010	95.425	124.967	96.245	5.504	58.615
2	T	6.6465	10.5765	4.0832	9.4152	9.7408	7.1206	5.3579	8.0687	5.8682	7.7237	8.9899	4.7531	88.3443		
	S	137.666	86.061	95.680	88.783	126.133	83.784	86.788	91.515	119.790	71.062	95.258	124.512	99.388		
3	T	6.6055	10.2746	4.1200	8.8908	9.9674	6.8322	5.3549	8.0092	5.8987	8.1570	9.1164	4.8325	88.0592		
	S	138.521	88.590	94.826	94.020	123.265	87.320	86.836	92.195	119.171	67.287	93.937	122.466	99.710		
4	T	6.9707	13.4548	7.8946	17.0134	21.3569	11.3333	8.0375	11.0028	11.5120	10.1136	13.9710	8.9133	141.5739		
	S	131.264	67.651	49.487	49.132	57.529	52.641	57.854	67.111	61.063	54.270	61.296	66.397	62.020		
5	T	14.1813	17.8644	6.5735	17.5686	17.8159	10.2133	7.4885	11.8630	10.9961	10.9615	13.9199	9.4619	148.9079		
	S	64.522	50.952	59.433	47.580	68.963	58.413	62.095	62.245	63.928	50.072	61.521	62.547	58.965		
6	T	14.8406	14.4036	5.9861	12.4061	19.9663	9.5926	7.1301	13.0744	11.1650	9.2433	13.1595	5.6925	136.6601		
	S	61.655	63.194	65.265	67.379	61.536	62.193	65.216	56.477	62.961	59.380	65.076	103.965	64.250		
7	T	6.9945	10.8326	4.2514	9.0238	9.6998	6.7666	5.4287	8.0485	5.8267	7.8456	8.9770	4.7355	88.4307		
	S	130.817	84.027	91.895	92.634	126.666	88.167	85.656	91.745	120.644	69.958	95.395	124.975	99.291		
8	T	6.5384	10.4216	4.1220	8.9929	9.6629	6.8004	5.4554	8.1475	5.8965	7.7816	8.9501	4.7285	87.4978		
	S	139.942	87.340	94.780	92.952	127.150	87.729	85.237	90.630	119.216	70.534	95.682	125.160	100.350		
9	T	8.0402	13.6815	5.1541	14.3375	20.6092	10.9663	8.9534	12.1148	11.2514	9.4017	13.3585	10.0681	137.9367		
	S	113.803	66.530	75.800	58.302	59.616	54.402	51.936	60.951	62.477	58.379	64.106	58.782	63.655		
10	T	14.6280	14.9170	6.2801	13.4991	19.1301	10.5498	8.7914	13.1501	10.2853	10.6697	13.3387	9.3661	144.6054		
	S	62.551	61.019	62.209	61.923	64.225	56.550	52.893	56.152	68.346	51.441	64.201	63.187	60.720		
11	T	15.2701	15.3740	5.4445	12.9629	19.4191	11.1853	7.2922	14.2830	13.3261	10.1101	9.0209	4.7319	138.4201		
	S	59.921	59.206	71.757	64.485	63.269	53.337	63.767	51.698	52.750	54.289	94.931	125.070	63.433		
12	T	6.5992	10.3636	4.1097	9.1174	9.6609	6.9468	5.3705	8.1324	5.9557	7.7797	9.0088	4.7788	87.8235		
	S	138.653	87.829	95.063	91.683	127.176	85.880	86.584	90.798	118.031	70.551	95.059	123.842	99.978		
13	T	6.6720	10.3198	4.1575	9.0249	9.7892	6.5995	5.4119	8.0258	5.8937	7.6800	8.9898	4.7498	87.3139		
	S	137.140	88.202	93.970	92.623	125.509	90.399	85.922	92.004	119.272	71.467	95.259	124.599	100.561		
14	T	6.6268	10.1850	4.1099	8.9404	9.7415	6.7701	5.4035	8.0405	5.8524	7.8158	8.9123	4.7398	87.1380		
	S	138.076	89.369	95.059	93.498	126.124	88.121	86.055	91.836	120.114	70.225	96.088	124.861	100.764		
15	T	6.6009	10.1701	4.1184	8.9245	9.7180	6.8217	5.3889	8.0626	5.8601	8.1184	8.9757	4.7699	87.5292		
	S	138.617	89.500	94.863	93.665	126.429	87.455	86.288	91.584	119.956	67.607	95.409	124.073	100.314		
16	T	6.9355	12.1845	4.3833	10.6668	12.4015										
	S	131.930	74.704	89.130	78.365	99.072										

Event: USF2000 Royal Purple GP of Indy  
Track: Indianapolis Motor Speedway RC  
Report: Section Data Report  
Session: Race 1

Round 3 / 4  
2.439 mile(s)  
USF2000  
May 11, 2018



Section Data for Car 14 - Peichel, Max (R)

Lap	T/SF to I1	I1 to I2	I2 to I3A	I3A to I3	I3 to I4	I4 to I5A	I5A to I5	I5 to I6	I6 to I7	I7 to I8	I8 to I9	I9 to SF	Lap	PI to PO	PO to SF	
1	T	7.8303	11.7994	4.3476	9.7863	9.8406	7.4913	5.9678	8.4857	6.1098	8.3464	10.8589	5.0031	95.8672	257.6493	113.8471
	S	116.854	77.142	89.861	85.416	124.854	79.638	77.918	87.018	115.054	65.761	78.863	118.290	91.589	5.514	70.804
2	T	6.7647	10.8452	4.2783	9.0287	9.7540	7.2574	5.5192	8.0454	6.0491	8.3195	9.2484	4.7651	89.8750		
	S	135.261	83.929	91.317	92.584	125.962	82.204	84.251	91.780	116.208	65.973	92.596	124.198	97.696		
3	T	6.5688	10.7972	4.3099	9.5738	9.8287	7.0824	5.6388	8.1440	5.9571	8.2389	10.7918	6.1762	93.1076		
	S	139.295	84.302	90.648	87.312	125.005	84.236	82.464	90.669	118.003	66.619	79.353	95.822	94.304		
4	T	7.5640	11.1797	6.8998	16.5679	20.2633	10.8749	7.0551	11.8356	13.2265	9.1111	12.7907	8.3238	135.6924		
	S	120.968	81.418	56.622	50.454	60.634	54.859	65.910	62.389	53.147	60.241	66.952	71.100	64.708		
5	T	16.4893	16.6986	7.1134	19.8948	16.4424	8.9800	6.0593	12.9514	11.4676	8.9492	14.6976	9.7476	149.4912		
	S	55.491	54.509	54.922	42.016	74.724	66.436	76.742	57.014	61.299	61.331	58.266	60.714	58.735		
6	T	15.2475	15.5133	4.6057	11.7562	18.9612	10.2300	5.7238	12.9361	10.1383	8.5674	12.3290	5.5635	131.5720		
	S	60.010	58.674	84.826	71.104	64.797	58.318	81.240	57.081	69.337	64.064	69.459	106.375	66.735		
7	T	7.1247	11.1292	4.3866	9.5007	9.7985	7.0973	5.5991	8.2956	6.0103	8.0622	9.0720	4.7970	90.8732		
	S	128.426	81.787	89.063	87.984	125.390	84.059	83.049	89.012	116.958	68.079	94.396	123.373	96.623		
8	T	6.6479	10.7981	4.5152	9.0569	9.9017	6.6969	5.4061	8.0940	5.9844	7.7464	9.1478	4.8515	88.8469		
	S	137.637	84.295	86.526	92.295	124.083	89.085	86.014	91.229	117.464	70.854	93.614	121.987	98.826		
9	T	7.2644	12.1069	5.2151	13.8798	21.2148	11.2679	9.4496	11.5108	11.4496	9.0078	14.2261	9.0666	135.6594		
	S	125.957	75.183	74.914	60.225	57.914	52.946	49.208	64.149	61.396	60.932	60.197	65.275	64.724		
10	T	15.1339	15.2291	5.5775	13.7779	18.1865	12.1382	8.7269	12.4136	10.6619	10.3200	13.4409	8.8136	144.4200		
	S	60.460	59.769	70.046	60.670	67.558	49.150	53.284	59.484	65.931	53.184	63.713	67.148	60.798		
11	T	15.1059	16.5616	5.0925	12.3831	19.2700	11.3554	6.6166	14.6276	12.7489	9.2056	9.0778	4.8064	136.8514		
	S	60.572	54.960	76.717	67.504	63.759	52.538	70.278	50.481	55.138	59.623	94.336	123.131	64.160		
12	T	6.6917	10.2721	4.1727	8.9599	9.8117	6.9514	5.9257	8.5624	6.0801	8.1993	9.1137	4.7964	89.5371		
	S	136.737	88.612	93.628	93.294	125.222	85.823	78.472	86.239	115.616	66.940	93.964	123.388	98.064		
13	T	6.6927	10.9487	4.2611	9.0493	9.8506	6.8485	5.5055	8.1027	6.0109	7.7538	9.0450	4.7744	88.8432		
	S	136.716	83.136	91.686	92.373	124.727	87.113	84.461	91.131	116.947	70.786	94.678	123.957	98.830		
14	T	6.6176			9.5630	9.9517	7.1329	5.5743	8.1444	6.0237	7.7450	9.0180	4.7575	93.5122		
	S	138.268			87.411	123.460	83.639	83.419	90.665	116.698	70.867	94.962	124.397	93.896		
15	T	6.5043	10.9656	4.2434	9.1428	9.8607	7.1501	5.5378	8.0660	5.9633	7.7367	9.1390	4.8449	89.1546		
	S	140.676	83.008	92.068	91.428	124.599	83.438	83.968	91.546	117.880	70.943	93.704	122.153	98.485		
16	T	6.7815	11.1165	4.4625	10.6466											
	S	134.926	81.881	87.548	78.514											

Event: USF2000 Royal Purple GP of Indy

Round 3 / 4

Track: Indianapolis Motor Speedway RC

2.439 mile(s)



Report: Section Data Report

USF2000

Session: Race 1

May 11, 2018

Section Data for Car 19 - Baron, Alex

Lap	T/SF to I1	I1 to I2	I2 to I3A	I3A to I3	I3 to I4	I4 to I5A	I5A to I5	I5 to I6	I6 to I7	I7 to I8	I8 to I9	I9 to SF	Lap	PI to PO	PO to SF	
1	T	7.9304	11.1578	4.2454	9.1846	9.6245	6.9126	5.5397	8.2219	5.9051	7.6465	9.0655	4.7998	90.2338	258.6006	139.8574
	S	115.379	81.578	92.025	91.012	127.657	86.305	83.940	89.810	119.042	71.780	94.464	123.301	97.307	5.493	57.636
2	T	6.6679	10.1790	4.0581	8.9554	9.6664	6.7707	5.4861	8.1474	5.8878	7.6372	9.1102	4.7912	87.3574		
	S	137.225	89.422	96.272	93.341	127.104	88.114	84.760	90.631	119.392	71.867	94.001	123.522	100.511		
3	T	6.6626	10.2400	4.0829	8.8804	9.7200	6.6026	5.3346	8.0903	5.8584	8.0756	8.9936	4.8020	87.3430		
	S	137.334	88.889	95.687	94.130	126.403	90.357	87.167	91.271	119.991	67.966	95.219	123.244	100.528		
4	T	6.7008	15.3059	7.3300	17.2983	21.0258	11.8699	7.6756	11.3193	11.0133	10.5538	13.8795	9.2016	143.1738		
	S	136.551	59.469	53.299	48.323	58.435	50.261	60.582	65.235	63.828	52.006	61.700	64.317	61.327		
5	T	13.6898	16.6884	7.3593	17.4148	17.7409	10.4524	7.5710	11.7465	11.2562	10.0990	14.0109	10.0878	148.1170		
	S	66.838	54.543	53.087	48.000	69.254	57.077	61.419	62.862	62.450	54.348	61.121	58.667	59.280		
6	T	12.7771	16.6240	5.8553	12.5047	19.6596	10.0992	7.4303	12.5147	12.0473	9.3448	13.4343	5.6984	137.9897		
	S	71.612	54.754	66.723	66.848	62.495	59.073	62.582	59.003	58.350	58.735	63.745	103.857	63.631		
7	T	7.0590	10.7105	4.1736	8.9246	9.7938	6.5766	5.3597	8.0653	5.8763	7.5265	8.9896	4.8087	87.8642		
	S	129.622	84.985	93.608	93.663	125.450	90.714	86.759	91.554	119.625	72.924	95.262	123.072	99.931		
8	T	6.7307	10.0670	4.0749	8.8940	9.7533	6.5498	5.3348	8.0378	5.9165	7.5314	9.0035	4.8128	86.7065		
	S	135.944	90.417	95.875	93.986	125.971	91.085	87.164	91.867	118.813	72.877	95.115	122.968	101.266		
9	T	8.4674	13.7142	5.3140	14.6861	20.0445	11.1170	8.5444	12.8155	10.7542	9.7063	13.6293	9.3935	138.1864		
	S	108.062	66.371	73.519	56.918	61.295	53.665	54.422	57.618	65.366	56.547	62.833	63.003	63.540		
10	T	14.2612	15.7636	6.1786	13.1054	19.0581	10.5269	9.2318	12.4552	10.5674	10.7772	13.4458	9.6685	145.0397		
	S	64.160	57.742	63.231	63.784	64.468	56.673	50.369	59.285	66.521	50.928	63.690	61.211	60.538		
11	T	14.0195	15.6492	5.9901	13.2224	19.5976	10.3910	7.9056	14.7343	13.1188	10.4982	9.0762	4.8468	139.0497		
	S	65.266	58.164	65.221	63.219	62.693	57.414	58.819	50.115	53.584	52.282	94.353	122.105	63.146		
12	T	6.8022	10.0975	4.1239	8.9722	9.8338	6.5395	5.3475	8.0573	5.9628	7.5488	9.1087	4.8152	87.2094		
	S	134.515	90.144	94.736	93.167	124.940	91.229	86.957	91.645	117.890	72.709	94.016	122.906	100.682		
13	T	6.7094	10.5074	4.0647	9.3223	9.7424	6.8082	5.3685	8.0842	5.9574	7.4197	9.1470	4.8173	87.9485		
	S	136.376	86.627	96.116	89.668	126.112	87.628	86.616	91.340	117.997	73.974	93.622	122.853	99.836		
14	T	6.7269	10.1250	4.1072	8.9807	9.9065	6.5465	5.3490	8.0584	5.9131	7.4252	9.1819	4.8229	87.1433		
	S	136.021	89.899	95.121	93.078	124.023	91.131	86.932	91.632	118.881	73.919	93.266	122.710	100.758		
15	T	6.7338	10.1384	4.0365	8.9449	9.8913	6.5169	5.3104	8.0974	5.9206	7.3649	9.3028	4.8352	87.0931		
	S	135.882	89.780	96.787	93.451	124.214	91.545	87.564	91.191	118.730	74.524	92.054	122.398	100.816		
16	T	7.6085	12.0419	4.6251	10.9729											
	S	120.260	75.588	84.470	76.179											

Event: USF2000 Royal Purple GP of Indy

Round 3 / 4

Track: Indianapolis Motor Speedway RC

2.439 mile(s)



Report: Section Data Report

USF2000

Session: Race 1

May 11, 2018

Section Data for Car 20 - Roe, James (R)

Lap	T/SF to I1	I1 to I2	I2 to I3A	I3A to I3	I3 to I4	I4 to I5A	I5A to I5	I5 to I6	I6 to I7	I7 to I8	I8 to I9	I9 to SF	Lap	PI to PO	PO to SF	
1	T	7.7649	12.3059	4.2368	9.6880	9.9739	7.5896	5.7256	8.2315	6.0100	8.1751	9.1216	4.7108	93.5337	259.1162	121.5287
	S	117.838	73.967	92.212	86.283	123.185	78.606	81.214	89.705	116.964	67.138	93.883	125.630	93.874	5.482	66.328
2	T	6.5717	10.4992	4.1147	9.0749	9.5839	7.0266	5.5140	8.1059	6.0485	8.1237	9.0089	4.7368	88.4088		
	S	139.233	86.695	94.948	92.112	128.198	84.905	84.331	91.095	116.220	67.563	95.058	124.941	99.316		
3	T	6.5748	10.5137	4.1489	9.3288	9.8160	6.9755	5.5229	8.0741	5.9273	7.7350	9.0388	4.7473	88.4031		
	S	139.168	86.575	94.165	89.605	125.167	85.527	84.195	91.454	118.596	70.958	94.743	124.664	99.322		
4	T	7.2521	12.7782	8.2690	17.0462	20.5642	11.0869	8.5784	10.4668	12.3725	9.6357	13.8853	8.8316	140.7669		
	S	126.170	71.233	47.247	49.038	59.746	53.810	54.206	70.548	56.816	56.961	61.674	67.011	62.375		
5	T	14.7621	17.5263	7.0555	18.9205	16.5034	9.7323	7.0819	12.8996	11.0130	10.3597	13.9897	9.5644	149.4084		
	S	61.983	51.935	55.373	44.180	74.447	61.300	65.660	57.243	63.830	52.981	61.214	61.877	58.768		
6	T	15.3698	15.1533	4.9841	12.5044	19.3123	9.7129	6.3265	13.4259	10.3171	9.1495	12.7236	5.6354	134.6148		
	S	59.532	60.068	78.386	66.849	63.619	61.423	73.500	54.999	68.135	59.988	67.305	105.018	65.226		
7	T	7.0527	10.8409	4.3246	9.7764	10.2119	7.4164	5.8609	8.3366	5.9076	7.8249	8.9490	4.7143	91.2162		
	S	129.738	83.962	90.339	85.503	120.314	80.442	79.339	88.574	118.992	70.143	95.694	125.537	96.259		
8	T	6.5713	10.4523	4.1084	8.9274	9.6338	6.7969	5.3164	8.2883	5.9270	7.7372	8.8337	4.7217	87.3144		
	S	139.242	87.084	95.093	93.634	127.534	87.774	87.465	89.091	118.602	70.938	96.943	125.340	100.561		
9	T	7.2756	13.8979	4.9272	14.1468	21.1733	11.0883	9.1684	11.4101	11.5493	9.3634	14.0103	9.5063	137.5169		
	S	125.763	65.494	79.291	59.088	58.028	53.804	50.718	64.715	60.866	58.618	61.124	62.255	63.850		
10	T	15.1789	14.8500	5.8737	13.3355	18.8706	11.0565	8.9171	13.2819	9.9589	10.5082	13.2373	9.3061	144.3747		
	S	60.281	61.295	66.514	62.683	65.108	53.958	52.147	55.595	70.586	52.232	64.693	63.595	60.817		
11	T	15.0957	15.4064	5.7761	12.5972	19.6212	11.3232	6.0049	14.9688	13.1754	9.2567	9.0953	4.7746	137.0955		
	S	60.613	59.081	67.638	66.357	62.618	52.687	77.437	49.330	53.354	59.294	94.155	123.951	64.046		
12	T	6.5648	10.5032	4.2391	9.2458	9.6377	7.3617	6.0989	8.5513	6.0298	7.7168	9.1997	4.7861	89.9349		
	S	139.380	86.662	92.162	90.410	127.482	81.040	76.243	86.351	116.580	71.126	93.086	123.654	97.631		
13	T	6.6680	10.2969	4.1863	8.9534	9.7419	6.8606	5.4107	8.1416	5.9124	7.7669	8.9439	4.6960	87.5786		
	S	137.223	88.398	93.324	93.362	126.119	86.959	85.941	90.696	118.895	70.667	95.748	126.026	100.257		
14	T	6.5582	10.8536	4.2183	9.0367	9.8113	6.7842	5.4154	8.2784	5.9027	7.9781	9.1135	4.7701	88.7205		
	S	139.520	83.864	92.616	92.502	125.227	87.938	85.866	89.197	119.090	68.796	93.966	124.068	98.967		
15	T	6.6279	10.5543	4.1775	9.2699	9.8336	6.8797	5.4060	8.1301	5.8913	7.8057	9.1691	4.7445	88.4896		
	S	138.053	86.242	93.520	90.175	124.943	86.718	86.016	90.824	119.321	70.316	93.397	124.738	99.225		
16	T	7.0095	12.4967	5.0827	10.1472											
	S	130.537	72.837	76.865	82.378											

Event: USF2000 Royal Purple GP of Indy  
Track: Indianapolis Motor Speedway RC  
Report: Section Data Report  
Session: Race 1

Round 3 / 4  
2.439 mile(s)  
USF2000  
May 11, 2018



Section Data for Car 21 - Ming, Calvin

Lap	T/SF to I1	I1 to I2	I2 to I3A	I3A to I3	I3 to I4	I4 to I5A	I5A to I5	I5 to I6	I6 to I7	I7 to I8	I8 to I9	I9 to SF	Lap	PI to PO	PO to SF	
1	T	7.8489	11.6018	4.2872	9.6511	9.6517	6.9646	5.5940	8.2225	5.9715	7.8973	9.0327	4.7468	91.4701	258.6714	134.4060
	S	116.577	78.456	91.128	86.613	127.297	85.660	83.125	89.803	117.718	69.500	94.807	124.677	95.992	5.492	59.973
2	T	6.6579	11.4098	4.2097	9.0656	9.7790	6.7667	5.3724	8.1446	5.8973	7.6610	8.9755	4.7732	88.7127		
	S	137.431	79.776	92.805	92.207	125.640	88.166	86.553	90.662	119.199	71.644	95.411	123.988	98.976		
3	T	6.6710	10.1044	4.1502	8.8779	9.7380	6.8225	5.4021	8.0983	5.9243	7.9394	8.9530	4.7315	87.4126		
	S	137.161	90.082	94.136	94.156	126.169	87.445	86.078	91.181	118.656	69.132	95.651	125.080	100.448		
4	T	6.7975	14.1008	8.1081	16.8398	21.3567	11.2996	7.9425	11.0384	11.6858	9.9378	14.0624	9.1040	142.2734		
	S	134.608	64.551	48.184	49.639	57.529	52.798	58.546	66.895	60.155	55.230	60.897	65.006	61.715		
5	T	14.0538	17.7678	6.7958	17.7178	17.5425	10.2268	7.3426	11.8741	11.1043	10.9810	13.7082	9.5412	148.6559		
	S	65.107	51.229	57.489	47.179	70.038	58.336	63.329	62.187	63.305	49.983	62.471	62.028	59.065		
6	T	14.8896	14.5851	6.2343	12.3295	19.5252	9.7321	7.1467	12.8259	11.1088	9.4091	12.9608	5.6743	136.4214		
	S	61.452	62.408	62.667	67.797	62.926	61.301	65.065	57.572	63.279	58.333	66.073	104.298	64.362		
7	T	7.0062	11.0734	4.4597	8.9310	9.7731	6.6827	5.4204	8.0526	5.8714	7.6454	9.0319	4.7544	88.7022		
	S	130.599	82.199	87.603	93.596	125.716	89.274	85.787	91.698	119.725	71.790	94.815	124.478	98.987		
8	T	6.6075	10.2231	4.0982	8.9795	9.6815	6.8523	5.4559	8.0497	5.8816	7.7730	9.0577	4.7693	87.4293		
	S	138.479	89.036	95.330	93.091	126.906	87.064	85.229	91.731	119.518	70.612	94.545	124.089	100.429		
9	T	8.0268	13.8961	5.1241	14.3439	20.4431	11.4656	8.6962	11.9030	11.4902	9.3341	13.5904	9.7386	138.0521		
	S	113.993	65.502	76.244	58.276	60.100	52.033	53.472	62.036	61.179	58.802	63.012	60.770	63.602		
10	T	14.6630	15.0381	6.2496	13.6780	18.9152	10.7672	8.5690	12.9444	10.3801	10.7222	13.1707	9.5198	144.6173		
	S	62.402	60.528	62.513	61.113	64.955	55.408	54.265	57.045	67.721	51.189	65.020	62.167	60.715		
11	T	15.1605	15.5731	5.5790	12.8170	19.2222	11.7173	6.7132	14.2100	13.3161	10.0606	9.0345	4.7661	138.1696		
	S	60.354	58.449	70.027	65.219	63.918	50.915	69.267	51.964	52.790	54.556	94.788	124.172	63.548		
12	T	6.6459	10.3977	4.1227	9.0068	9.7407	6.8554	5.5907	8.8811	6.0320	7.8019	8.9619	4.7087	88.7455		
	S	137.679	87.541	94.764	92.809	126.134	87.025	83.174	83.144	116.538	70.350	95.556	125.686	98.939		
13	T	6.5119	10.2858	4.1261	9.4235	9.7299	7.2328	5.5623	8.0896	5.9220	7.8905	8.9495	4.7130	88.4369		
	S	140.512	88.494	94.685	88.705	126.274	82.484	83.599	91.279	118.702	69.560	95.688	125.571	99.284		
14	T	6.5660	10.6908	4.1899	9.1060	9.6702	6.9371	5.4879	8.5600	5.9924	8.0887	9.0901	4.7879	89.1670		
	S	139.354	85.141	93.244	91.798	127.054	86.000	84.732	86.263	117.308	67.856	94.208	123.607	98.471		
15	T	6.6945	10.3670	4.2393	9.1129	9.8795	6.7497	5.3438	8.1107	5.8823	7.5964	8.9496	4.7852	87.7109		
	S	136.679	87.800	92.157	91.728	124.362	88.388	87.017	91.041	119.503	72.253	95.687	123.677	100.106		
16	T	6.6714	11.2850	4.4085	9.6481											
	S	137.153	80.658	88.620	86.640											



Event: USF2000 Royal Purple GP of Indy

Round 3 / 4

Track: Indianapolis Motor Speedway RC

2.439 mile(s)



Report: Section Data Report

USF2000

Session: Race 1

May 11, 2018

Section Data for Car 22 - Kohl, Lucas

Lap	T/SF to I1	I1 to I2	I2 to I3A	I3A to I3	I3 to I4	I4 to I5A	I5A to I5	I5 to I6	I6 to I7	I7 to I8	I8 to I9	I9 to SF	Lap	PI to PO	PO to SF	
1	T	7.7047	11.5456	4.2014	9.4718	9.8186	6.9933	5.8262	8.0465	6.0303	7.9304	8.9947	4.6966	91.2601	261.1588	127.9660
	S	118.759	78.838	92.988	88.252	125.134	85.309	79.812	91.768	116.570	69.210	95.208	126.010	96.213	5.439	62.992
2	T	6.5381			9.3161	9.7720	6.8334	5.3479	8.0226	5.8832	7.7095	8.9361	4.7453	89.2944		
	S	139.949			89.727	125.730	87.305	86.950	92.041	119.485	71.193	95.832	124.717	98.331		
3	T	6.6009	10.1857	4.0545												
	S	138.617	89.363	96.358												

Event: USF2000 Royal Purple GP of Indy  
Track: Indianapolis Motor Speedway RC  
Report: Section Data Report  
Session: Race 1

Round 3 / 4  
2.439 mile(s)  
USF2000  
May 11, 2018



Section Data for Car 23 - Lindh, Rasmus (R)

Lap	T/SF to I1	I1 to I2	I2 to I3A	I3A to I3	I3 to I4	I4 to I5A	I5A to I5	I5 to I6	I6 to I7	I7 to I8	I8 to I9	I9 to SF	Lap	PI to PO	PO to SF	
1	T	7.8741	10.9514	4.1720	9.1035	9.8872	6.9255	5.3441	8.0489	5.9577	7.6104	8.9315	4.8217	89.6280	258.2892	138.0464
	S	116.204	83.115	93.644	91.823	124.265	86.144	87.012	91.740	117.991	72.120	95.881	122.741	97.965	5.500	58.392
2	T	6.7563	10.2575	4.1958	8.9077	9.8312	6.8223	5.3290	8.0315	5.9038	7.5515	9.0187	4.8216	87.4269		
	S	135.429	88.738	93.113	93.841	124.973	87.447	87.258	91.939	119.068	72.683	94.954	122.743	100.431		
3	T	6.7668	10.0717	4.0724	8.8885	9.8584	6.6699	5.2667	8.0370	5.9126	7.6299	8.9573	4.8169	86.9481		
	S	135.219	90.375	95.934	94.044	124.628	89.445	88.291	91.876	118.891	71.936	95.605	122.863	100.984		
4	T	6.7666	15.3490	7.5837	17.0068	21.0171	11.4197	7.4262	12.2927	11.0034	10.6288	13.5121	9.1239	143.1300		
	S	135.223	59.302	51.516	49.151	58.459	52.242	62.616	60.069	63.885	51.639	63.378	64.865	61.346		
5	T	14.1892	16.7923	7.2729	16.2704	18.9306	10.1733	7.6821	11.7318	11.1225	10.3463	13.7902	9.8515	148.1531		
	S	64.486	54.205	53.717	51.376	64.902	58.643	60.530	62.941	63.201	53.049	62.099	60.074	59.266		
6	T	13.0749	16.4321	5.9794	12.6976	19.4059	10.0307	7.8945	12.6611	11.9850	9.3745	13.5484	5.7336	138.8177		
	S	69.981	55.393	65.338	65.832	63.313	59.476	58.902	58.321	58.653	58.549	63.208	103.219	63.251		
7	T	7.1556	15.2678	14.7230	12.5458	10.0880	6.9909	5.5613	8.1880	5.9151	7.7163	9.1033	4.8178	108.0729		
	S	127.872	59.617	26.535	66.629	121.792	85.338	83.614	90.182	118.841	71.130	94.072	122.840	81.245		
8	T	6.7444	10.1209	4.3391	8.8860	9.7694	6.6397	5.4691	8.0550	6.1109	8.4877	9.3655	4.9748	88.9625		
	S	135.668	89.935	90.038	94.070	125.764	89.852	85.023	91.671	115.033	64.666	91.438	118.963	98.698		
9	T	6.8322	10.7491	4.1624	9.9777	19.7002	12.1598	8.0474	12.2543	10.9224	9.1861	13.3792	10.8258	128.1966		
	S	133.925	84.679	93.860	83.778	62.367	49.063	57.783	60.257	64.359	59.749	64.007	54.667	68.492		
10	T	14.9628	13.9784	5.8689	13.1655	19.8145	11.1290	7.9620	12.9519	11.2750	8.8743	13.6224	10.3468	143.9515		
	S	61.152	65.117	66.568	63.492	62.007	53.607	58.402	57.012	62.346	61.849	62.864	57.198	60.996		
11	T	14.5015	16.8121	4.4149	11.8225	19.1680	10.9093	6.8988	14.9819	12.2501	9.0104	9.2261	4.7149	134.7105		
	S	63.097	54.141	88.492	70.705	64.098	54.686	67.403	49.287	57.384	60.914	92.820	125.521	65.180		
12	T	6.6074	10.4683	4.1660	9.7998	10.0528	7.0758	5.4142	8.0757	5.9060	7.5758	8.9987	4.7115	88.8520		
	S	138.481	86.951	93.779	85.299	122.218	84.314	85.885	91.436	119.024	72.450	95.165	125.611	98.821		
13	T	6.4961	10.5197	4.1782	9.1267	9.6885	6.9157	5.3547	7.9924	5.8754	7.7779	9.0820	4.7791	87.7864		
	S	140.854	86.526	93.505	91.589	126.814	86.266	86.840	92.389	119.644	70.567	94.292	123.835	100.020		
14	T	6.7081	10.2288	4.0360	8.9149	9.8901	6.7067	5.2602	8.1784	5.9855	7.7584	8.9762	4.6973	87.3406		
	S	136.402	88.987	96.799	93.765	124.229	88.954	88.400	90.288	117.443	70.744	95.404	125.991	100.531		
15	T	6.5522	10.6930	4.0952	9.1732	9.7773	6.8056	5.4022	7.9827	5.8729	7.5102	8.9675	4.7548	87.5868		
	S	139.648	85.124	95.400	91.125	125.662	87.662	86.076	92.501	119.695	73.082	95.496	124.468	100.248		
16	T	7.3007	13.5722	5.6886	10.7472											
	S	125.330	67.066	68.678	77.779											

Event: USF2000 Royal Purple GP of Indy

Round 3 / 4

Track: Indianapolis Motor Speedway RC

2.439 mile(s)



Report: Section Data Report

USF2000

Session: Race 1

May 11, 2018

Section Data for Car 24 - Frederick, Kaylen

Lap	T/SF to I1	I1 to I2	I2 to I3A	I3A to I3	I3 to I4	I4 to I5A	I5A to I5	I5 to I6	I6 to I7	I7 to I8	I8 to I9	I9 to SF	Lap	PI to PO	PO to SF	
1	T	7.7555	11.0567	4.2039	9.0860	9.8530	6.9691	5.7002	8.0631	6.0240	7.7974	8.9466	4.7759	90.2314	258.5940	135.6799
	S	117.981	82.324	92.933	92.000	124.697	85.605	81.576	91.579	116.692	70.391	95.719	123.918	97.310	5.493	59.410
2	T	6.6139	10.1958	4.1585	9.0241	9.7190	6.5874	5.4269	8.2194	5.9341	7.6442	8.9981	4.7591	87.2805		
	S	138.345	89.275	93.948	92.631	126.416	90.565	85.684	89.837	118.460	71.801	95.172	124.355	100.600		
3	T	6.5766	10.5114	4.0808	9.0230	9.7521	6.6627	5.3436	8.0940	5.9165	7.6538	9.0704	4.7888	87.4737		
	S	139.130	86.594	95.737	92.642	125.987	89.542	87.020	91.229	118.813	71.711	94.413	123.584	100.378		
4	T	6.7595	15.3232	7.7864	17.1786	20.8837	11.6900	7.8915	11.4128	11.2350	10.2380	13.7902	9.1584	143.3473		
	S	135.365	59.402	50.175	48.660	58.832	51.034	58.924	64.700	62.568	53.610	62.099	64.620	61.253		
5	T	13.9698	17.1782	7.0230	17.7470	17.1630	10.5418	8.2134	11.3175	10.7491	10.2821	14.1948	9.5958	147.9755		
	S	65.498	52.987	55.629	47.101	71.586	56.593	56.615	65.245	65.397	53.380	60.329	61.675	59.337		
6	T	13.9384	15.8198	5.8868	12.8985	19.0845	10.1190	7.3635	12.4461	11.9670	9.3800	13.4143	5.7547	138.0726		
	S	65.646	57.537	66.366	64.807	64.379	58.957	63.149	59.329	58.741	58.514	63.840	102.841	63.593		
7	T	7.1186	11.8330	4.8223	10.3415	12.3069			11.0784	8.5477				135.6559	114.5930	
	S	128.537	76.923	81.016	80.831	99.833			66.653	82.239				64.726	12.397	
8	T			3.9945	8.9432	9.8866	7.4054	5.5287	8.1422	7.2541	9.3661	13.5501	11.2352	194.1335		99.5904
	S			97.805	93.469	124.273	80.562	84.107	90.689	96.904	58.601	63.200	52.675	45.229		80.939
9	T	15.6246	14.2531	4.6074	10.8165	20.0688	10.8037	7.9823	13.5723	12.5154	8.7467	13.1422	9.7511	141.8841		
	S	58.561	63.862	84.794	77.281	61.221	55.221	58.254	54.406	56.167	62.751	65.161	60.692	61.884		
10	T	16.1186	17.5015	4.4585	9.9517	18.8960	10.8194	7.6134	14.3468	12.3756	7.8398	9.0620	6.0305	135.0138		
	S	56.767	52.009	87.626	83.997	65.021	55.141	61.077	51.469	56.802	70.010	94.501	98.137	65.033		
11	T	10.3730	13.6088	4.2455	9.0586	9.8942	6.6453	5.3772	8.1200	5.9638	7.6306	9.0176	4.7804	94.7150		
	S	88.210	66.885	92.023	92.278	124.177	89.776	86.476	90.937	117.870	71.929	94.966	123.801	92.703		
12	T	6.6797	10.4733	4.1391	8.8620	9.9827	6.6479	5.2444	8.0024	5.8835	7.6426	8.9839	4.7741	87.3156		
	S	136.982	86.909	94.388	94.325	123.077	89.741	88.666	92.273	119.479	71.816	95.322	123.964	100.559		
13	T	6.6731	10.1275	4.0492	8.8892	9.8897	6.5873	5.2963	8.0139	5.8723	7.5670	9.0265	4.7793	86.7713		
	S	137.118	89.877	96.484	94.036	124.234	90.567	87.797	92.141	119.707	72.534	94.872	123.829	101.190		
14	T	6.6867	10.0945	4.0657	9.0199	9.8691	6.6233	5.4922	8.2134	5.9130	8.2112	9.0324	4.7342	87.9556		
	S	136.839	90.171	96.092	92.674	124.493	90.075	84.666	89.903	118.883	66.843	94.810	125.009	99.828		
15	T	6.6678	11.4375	4.3682												
	S	137.227	79.583	89.438												

Event: USF2000 Royal Purple GP of Indy

Round 3 / 4

Track: Indianapolis Motor Speedway RC

2.439 mile(s)



Report: Section Data Report

USF2000

Session: Race 1

May 11, 2018

Section Data for Car 24 - Frederick, Kaylen

Lap	T/SF to PI	
1	T	
	S	
2	T	
	S	
3	T	
	S	
4	T	
	S	
5	T	
	S	
6	T	
	S	
7	T	115.6060
	S	69.228
8	T	
	S	
9	T	
	S	
10	T	
	S	
11	T	
	S	
12	T	
	S	
13	T	
	S	
14	T	
	S	
15	T	
	S	

Event: USF2000 Royal Purple GP of Indy  
Track: Indianapolis Motor Speedway RC  
Report: Section Data Report  
Session: Race 1

Round 3 / 4  
2.439 mile(s)  
USF2000  
May 11, 2018



Section Data for Car 27 - Kaminsky, Colin

Lap	T/SF to I1	I1 to I2	I2 to I3A	I3A to I3	I3 to I4	I4 to I5A	I5A to I5	I5 to I6	I6 to I7	I7 to I8	I8 to I9	I9 to SF	Lap	PI to PO	PO to SF	
1	T	7.7784	11.9929	4.2444	9.6821	9.9177	7.5715	5.5929	8.1270	5.9416	8.1909	9.1979	4.7560	92.9933	258.7781	120.8549
	S	117.633	75.897	92.046	86.336	123.883	78.794	83.141	90.859	118.311	67.009	93.104	124.436	94.420	5.490	66.698
2	T	6.6484	10.2545	4.1457	9.0718	9.7969	7.0075	5.5974	8.1222	6.0401	8.1057	8.9452	4.6968	88.4322		
	S	137.627	88.764	94.238	92.144	125.411	85.136	83.074	90.912	116.381	67.713	95.734	126.005	99.290		
3	T	6.6009	10.6896	4.1300	9.3141	9.9344	6.8370	5.4689	8.0205	5.9584	7.6492	8.9715	4.7868	88.3613		
	S	138.617	85.151	94.596	89.747	123.675	87.259	85.026	92.065	117.977	71.754	95.454	123.635	99.369		
4	T	7.3798	12.7726	7.9860	17.2541	20.5971	11.0187	8.7325	10.2374	12.3280	9.8937	13.7882	8.8284	140.8165		
	S	123.987	71.264	48.921	48.447	59.651	54.143	53.249	72.129	57.021	55.476	62.108	67.036	62.353		
5	T	14.6363	17.7590	6.8379	18.5275	16.6448	10.0222	6.9916	12.3855	11.4814	10.4937	13.9727	9.2974	149.0500		
	S	62.516	51.254	57.135	45.117	73.815	59.527	66.508	59.619	61.226	52.304	61.288	63.654	58.909		
6	T	15.7221	15.1060	5.0711	12.5377	18.5794	10.1840	6.6106	13.2337	10.2391	9.3932	12.6215	5.5801	134.8785		
	S	58.198	60.256	77.041	66.672	66.129	58.581	70.342	55.798	68.654	58.432	67.850	106.059	65.099		
7	T	6.9967	11.5430	4.5801	9.9047	9.9929	7.2607	5.8742	8.6282	6.0201	8.0755	8.9666	4.7262	92.5689		
	S	130.776	78.855	85.300	84.395	122.951	82.167	79.160	85.581	116.768	67.967	95.506	125.221	94.853		
8	T	6.5655	10.5855	4.2230	8.9102	9.8149	6.6889	5.3647	8.0938	5.9859	7.6945	8.9130	4.7749	87.6148		
	S	139.365	85.988	92.513	93.815	125.181	89.191	86.678	91.231	117.435	71.332	96.080	123.944	100.216		
9	T	7.5073	13.4359	5.1828	13.7990	20.9893	11.3768	9.1635	11.7800	11.2538	9.2857	14.0714	9.3208	137.1663		
	S	121.881	67.746	75.380	60.578	58.536	52.439	50.745	62.683	62.464	59.108	60.858	63.494	64.013		
10	T	14.7929	15.6254	5.6271	13.7092	18.0861	11.9342	8.7705	12.6811	10.3045	10.5734	13.0185	9.1021	144.2250		
	S	61.854	58.253	69.429	60.974	67.933	49.990	53.019	58.229	68.218	51.910	65.781	65.020	60.880		
11	T	15.1395	16.2464	5.3545	12.3692	19.5108	11.3413	6.3053	14.7349	12.9220	9.2294	9.0245	4.7901	136.9679		
	S	60.438	56.026	72.963	67.580	62.972	52.603	73.747	50.113	54.400	59.469	94.893	123.550	64.106		
12	T	6.6574	10.2105	4.1407	9.2255	9.6428	7.2160	5.8415	8.1767	5.9803	7.7304	8.9227	4.7864	88.5309		
	S	137.441	89.146	94.352	90.609	127.415	82.676	79.603	90.306	117.545	71.001	95.976	123.646	99.179		
13	T	6.7314	10.3684	4.1922	8.9361	9.9527	6.7543	5.3693	8.0341	6.0114	7.6647	8.9110	4.7617	87.6873		
	S	135.930	87.789	93.193	93.543	123.448	88.328	86.603	91.909	116.937	71.609	96.102	124.287	100.133		
14	T	6.6439	10.0938	4.1151	9.0192	9.8767	6.7754	5.4429	8.0815	5.9815	8.5341	8.8833	4.6957	88.1431		
	S	137.720	90.177	94.939	92.681	124.397	88.053	85.432	91.370	117.521	64.314	96.402	126.034	99.615		
15	T	6.5918	10.5001	4.2594	9.1848	9.7172	6.8664	5.8853	8.1031	5.9448	7.7517	8.8740	4.7544	88.4330		
	S	138.809	86.687	91.722	91.010	126.439	86.886	79.010	91.127	118.247	70.806	96.503	124.478	99.289		
16	T	7.3104	12.6494	4.8492	10.0259											
	S	125.164	71.958	80.566	83.375											

Event: USF2000 Royal Purple GP of Indy

Round 3 / 4

Track: Indianapolis Motor Speedway RC

2.439 mile(s)



Report: Section Data Report

USF2000

Session: Race 1

May 11, 2018

Section Data for Car 28 - Caroline, Jamie (R)

Lap	T/SF to I1	I1 to I2	I2 to I3A	I3A to I3	I3 to I4	I4 to I5A	I5A to I5	I5 to I6	I6 to I7	I7 to I8	I8 to I9	I9 to SF	Lap	PI to PO	PO to SF	
1	T	7.6784	11.5768	4.2232	9.2259	9.7794	7.1770	5.4356	8.0243	5.9109	8.0008	9.1064	4.8340	90.9727	262.1479	129.4630
	S	119.165	78.625	92.508	90.605	125.635	83.125	85.547	92.022	118.925	68.601	94.040	122.428	96.517	5.419	62.263
2	T	6.7820	10.3327	4.1311	9.3165	9.8632	6.9588	5.2480	8.1162	5.9073	7.6530	8.9502	4.8353	88.0943		
	S	134.916	88.092	94.571	89.724	124.568	85.732	88.605	90.980	118.998	71.719	95.681	122.395	99.670		
3	T	6.7492	10.1006	4.1137	9.0114	9.9514	6.7056	5.2115	8.0704	5.9010	8.4008	9.2270	4.9135	88.3561		
	S	135.572	90.116	94.971	92.761	123.464	88.969	89.226	91.496	119.125	65.335	92.811	120.447	99.375		
4	T	6.8372	13.1320	7.8540	17.0204	20.9712	11.7107	7.9615	11.1606	11.4645	10.1366	13.8361	9.1135	141.1983		
	S	133.827	69.314	49.743	49.112	58.587	50.944	58.406	66.162	61.316	54.147	61.893	64.939	62.185		
5	T	13.9965	17.8092	6.4648	17.7205	17.7506	10.4082	7.5394	11.8441	11.0086	10.3839	14.2549	9.3688	148.5495		
	S	65.373	51.110	60.432	47.172	69.217	57.319	61.676	62.344	63.855	52.857	60.075	63.169	59.108		
6	T	14.6239	14.9065	5.7950	12.7409	19.9204	9.5085	7.1906	13.0666	11.1636	9.3690	13.1809	5.6923	137.1582		
	S	62.569	61.062	67.417	65.608	61.677	62.743	64.668	56.511	62.968	58.583	64.970	103.968	64.017		
7	T	7.0715	10.6462	4.2311	9.0786	9.8037	6.7140	5.3492	8.1497	5.8810	7.6518	9.0735	4.7992	88.4495		
	S	129.393	85.498	92.336	92.075	125.324	88.858	86.929	90.606	119.530	71.730	94.381	123.316	99.270		
8	T	6.7026	10.2573	4.1318	8.8507	9.8082	6.7820	5.3554	8.1927	5.9400	7.5861	9.0686	4.8396	87.5150		
	S	136.514	88.739	94.555	94.446	125.266	87.967	86.828	90.130	118.343	72.351	94.432	122.287	100.330		
9	T	7.9489	13.5924	5.2561	14.2813	20.5767	10.9184	8.9250			9.3774	13.4914	10.0661	137.7624		
	S	115.110	66.966	74.329	58.532	59.710	54.641	52.101			58.530	63.475	58.793	63.736		
10	T	14.6264	14.8405	6.2325	13.4713	19.2501	10.4295	8.7831	13.1239	10.4018	10.4528	13.5964	9.4211	144.6294		
	S	62.558	61.334	62.685	62.051	63.825	57.202	52.943	56.264	67.580	52.509	62.985	62.818	60.710		
11	T	14.8273	15.4305	5.5976	13.0509	19.6072	11.0089	7.3569	14.3043	13.2529			4.7989	138.6369		
	S	61.710	58.989	69.795	64.050	62.663	54.192	63.206	51.621	53.042			123.324	63.334		
12	T	6.7075	10.1898	4.0526	9.1182	9.7692	7.3346	5.4619	8.0735	5.9429	7.8083	8.9487	4.7267	88.1339		
	S	136.414	89.327	96.403	91.675	125.766	81.339	85.135	91.461	118.285	70.292	95.697	125.207	99.626		
13	T	6.5867	10.6765	4.1576	9.0064	9.8053	6.7746	5.3574	7.9899	5.8885	7.7429	8.9851	4.7803	87.7512		
	S	138.916	85.255	93.968	92.813	125.303	88.063	86.796	92.418	119.378	70.886	95.309	123.804	100.060		
14	T	6.6557	10.2117	4.1644	8.9249	9.9533	6.7369	5.2573	8.0363	5.9458	7.6998	9.0057	4.7947	87.3865		
	S	137.476	89.136	93.815	93.660	123.440	88.556	88.448	91.884	118.227	71.283	95.091	123.432	100.478		
15	T	6.6968	10.1316	4.0656	8.9141	9.9340	6.7974	5.3277	8.0976	5.9392	7.7774	8.9861	4.8208	87.4883		
	S	136.632	89.840	96.095	93.774	123.680	87.768	87.280	91.189	118.358	70.572	95.299	122.763	100.361		
16	T	6.9625	12.4075	4.7357	10.0677											
	S	131.418	73.361	82.497	83.029											

Event: USF2000 Royal Purple GP of Indy  
Track: Indianapolis Motor Speedway RC  
Report: Section Data Report  
Session: Race 1

Round 3 / 4  
2.439 mile(s)  
USF2000  
May 11, 2018



Section Data for Car 29 - McDonough, Russell (R)

Lap	T/SF to I1	I1 to I2	I2 to I3A	I3A to I3	I3 to I4	I4 to I5A	I5A to I5	I5 to I6	I6 to I7	I7 to I8	I8 to I9	I9 to SF	Lap	PI to PO	PO to SF	
1	T	7.8564	11.3899	4.6829	9.5823	9.8603	7.3728	6.1385	8.2853	6.0672	8.2446	9.2043	4.8338	93.5183	256.9871	112.8893
	S	116.466	79.915	83.427	87.235	124.604	80.918	75.751	89.123	115.861	66.573	93.040	122.433	93.890	5.528	71.404
2	T	6.7072	10.4617	4.1938	9.2539	9.9683	7.0345	6.0383	8.9625	6.1394	8.0193	9.1903	4.8632	90.8324		
	S	136.421	87.006	93.157	90.330	123.254	84.809	77.008	82.389	114.499	68.443	93.181	121.693	96.666		
3	T	6.7557	10.2459	4.2775	9.0585	9.9768	7.1568	5.5463	8.1792	6.0014	8.0320	9.1305	4.9321	89.2927		
	S	135.441	88.838	91.334	92.279	123.149	83.360	83.840	90.279	117.132	68.335	93.792	119.993	98.333		
4	T	7.1783	12.1177	9.1381	16.7501	20.6420	10.5024	7.6158	11.1326	13.4140	8.9843	12.7623	8.8440	139.0816		
	S	127.468	75.116	42.753	49.905	59.521	56.805	61.057	66.329	52.405	61.091	67.101	66.917	63.131		
5	T	16.2138	17.2328	6.9582	18.7774	17.4340	8.9047	6.1536	12.9368	11.3813	9.3293	15.1304	9.5219	149.9742		
	S	56.433	52.819	56.147	44.517	70.474	66.997	75.566	57.078	61.764	58.832	56.599	62.153	58.546		
6	T	15.5941	15.5505	4.5815	11.5209	19.4196	9.8298	6.0814	12.5337	10.5042	8.9332	12.3975	5.5844	132.5308		
	S	58.676	58.534	85.274	72.556	63.268	60.692	76.463	58.914	66.921	61.441	69.076	105.977	66.252		
7	T	7.0422	10.7039	4.2574	9.7893	10.0296	7.1310	5.7772	8.6124	6.0419	8.6501	9.1218	4.8041	91.9609		
	S	129.931	85.037	91.765	85.390	122.501	83.662	80.489	85.738	116.347	63.452	93.881	123.190	95.480		
8	T	6.6487	10.6167	4.3936	9.4454	9.8760	7.3445	11.0102	9.2108	6.2548	8.0356	9.1627	4.8754	96.8744		
	S	137.621	85.735	88.921	88.499	124.406	81.230	42.234	80.168	112.386	68.304	93.462	121.389	90.637		
9	T	6.8334	10.9671	4.3478	9.9975	21.2816	11.8662	8.4553	12.1459	11.0155	9.2938	13.6909	10.0893	129.9843		
	S	133.901	82.996	89.857	83.612	57.732	50.276	54.995	60.795	63.815	59.057	62.550	58.658	67.550		
10	T	14.7110	15.1458	5.6360	13.0805	18.6926	11.9843	8.4872	13.1997	10.1047	9.5220	13.8113	9.5792	143.9543		
	S	62.198	60.098	69.319	63.905	65.728	49.781	54.788	55.941	69.567	57.642	62.005	61.782	60.994		
11	T	14.2538	17.6951	4.5848	12.0765	19.2733	10.7649	6.7996	14.5828	12.5954	9.3572	9.2471	4.7989	136.0294		
	S	64.193	51.440	85.212	69.218	63.748	55.420	68.386	50.636	55.810	58.657	92.609	123.324	64.548		
12	T	6.6515	11.1089	4.3642	9.7293	10.0917	7.5573	5.6592	8.2018	5.9709	8.0380	9.0593	4.8242	91.2563		
	S	137.563	81.937	89.520	85.917	121.747	78.942	82.167	90.030	117.730	68.284	94.529	122.677	96.217		
13	T	6.6953	10.8759	4.2752	9.0864	9.9686	6.9802	5.5344	8.1288	6.0175	7.8774	9.1043	4.8276	89.3716		
	S	136.663	83.692	91.383	91.996	123.251	85.469	84.020	90.839	116.818	69.676	94.061	122.591	98.246		
14	T	6.7280	10.4757	4.1721	8.9828	9.9997	7.0316	5.5316	8.1760	6.0410	8.1490	9.1179	4.8406	89.2460		
	S	135.999	86.889	93.642	93.057	122.867	84.844	84.062	90.314	116.364	67.353	93.921	122.261	98.384		
15	T	6.6970	10.9703	4.2472	9.0812	9.9826	7.5126	5.8947	8.2905	6.0486	8.1169	9.1662	4.8396	90.8474		
	S	136.628	82.972	91.986	92.048	123.078	79.412	78.884	89.067	116.218	67.620	93.426	122.287	96.650		
16	T	6.7371	11.1604	4.4546												
	S	135.815	81.559	87.703												

Event: USF2000 Royal Purple GP of Indy

Round 3 / 4

Track: Indianapolis Motor Speedway RC

2.439 mile(s)



Report: Section Data Report

USF2000

Session: Race 1

May 11, 2018

Section Data for Car 30 - Donegan, Keith (R)

Lap	T/SF to I1	I1 to I2	I2 to I3A	I3A to I3	I3 to I4	I4 to I5A	I5A to I5	I5 to I6	I6 to I7	I7 to I8	I8 to I9	I9 to SF	Lap	PI to PO	PO to SF	
1	T	7.8090	11.9015	4.2478	9.6933	9.8592	7.6540	5.8132	8.3647	6.0257	8.2048	9.4328	4.7811	93.7871	259.0581	118.6696
	S	117.172	76.480	91.973	86.236	124.618	77.945	79.990	88.277	116.659	66.895	90.786	123.783	93.621	5.484	67.926
2	T	6.5560	10.6384	4.2109	9.3397	9.8275	7.5497	5.9125	8.2128	5.9692	7.7922	9.1125	4.7877	89.9091		
	S	139.567	85.561	92.779	89.501	125.020	79.022	78.647	89.910	117.764	70.438	93.977	123.612	97.659		
3	T	6.6844	10.2818	4.3241	9.3059	10.4996	6.8867	5.3743	8.2210	6.0757	7.7300	9.2017	4.9584	89.5436		
	S	136.886	88.528	90.350	89.826	117.017	86.629	86.523	89.820	115.699	71.004	93.066	119.357	98.057		
4	T	7.5805	12.1892	9.2707	16.6899	20.7132	10.4405	7.9030	11.0616	13.2894	8.6785	12.9999	8.9810	139.7974		
	S	120.704	74.675	42.142	50.085	59.317	57.142	58.838	66.754	52.896	63.244	65.875	65.897	62.808		
5	T	16.2925	17.2196	6.9038	18.4403	16.6318	9.8996	5.8679	13.3014	11.3404	9.5027	15.0323	9.6563	150.0886		
	S	56.161	52.860	56.589	45.331	73.873	60.264	79.245	55.514	61.987	57.759	56.968	61.288	58.501		
6	T	15.4769	15.0038	4.6303	12.1143	19.1201	10.2260	5.6310	12.8723	10.4830	9.0890	12.4571	5.6369	132.7407		
	S	59.120	60.666	84.375	69.002	64.259	58.341	82.579	57.364	67.057	60.388	68.745	104.990	66.147		
7	T	7.0630	10.5828	4.2636	9.8445	9.7638	7.3316	5.8369	8.6721	5.9813	8.0103	9.0851	4.7606	91.1956		
	S	129.548	86.010	91.632	84.911	125.836	81.373	79.666	85.148	117.525	68.520	94.260	124.316	96.281		
8	T	6.5793	13.7651	18.2254	15.4831	20.0093	10.8297	9.2669	13.3385	11.3777				172.2337		
	S	139.073	66.126	21.436	53.988	61.403	55.088	50.179	55.359	61.784				50.980		



Event: USF2000 Royal Purple GP of Indy

Round 3 / 4

Track: Indianapolis Motor Speedway RC

2.439 mile(s)



Report: Section Data Report

USF2000

Session: Race 1

May 11, 2018

Section Data for Car 30 - Donegan, Keith (R)

Lap	T/SF to PI	
1	T	
	S	
2	T	
	S	
3	T	
	S	
4	T	
	S	
5	T	
	S	
6	T	
	S	
7	T	
	S	
8	T	151.6229
	S	52.783

Event: USF2000 Royal Purple GP of Indy  
 Track: Indianapolis Motor Speedway RC  
 Report: Section Data Report  
 Session: Race 1

Round 3 / 4  
 2.439 mile(s)  
 USF2000  
 May 11, 2018



Section Data for Car 31 - Cook, Sabre (R)

Lap	T/SF to I1	I1 to I2	I2 to I3A	I3A to I3	I3 to I4	I4 to I5A	I5A to I5	I5 to I6	I6 to I7	I7 to I8	I8 to I9	I9 to SF	Lap	PI to PO	PO to SF	
1	T	7.7955	11.8694	4.3586	9.7821	9.9350	7.6486	5.8190	8.5392	6.0500	8.0411	9.7555	4.8702	94.4642	256.2149	110.1422
	S	117.375	76.687	89.635	85.453	123.667	78.000	79.911	86.473	116.191	68.257	87.783	121.518	92.949	5.544	73.185
2	T	6.7164	10.6146	4.1775	9.0364	9.8643	6.7470	5.4911	8.5678	6.1864	8.1408	9.2497	4.8025	89.5945		
	S	136.234	85.752	93.520	92.505	124.554	88.423	84.682	86.184	113.629	67.421	92.583	123.231	98.002		
3	T	6.6200	10.3840	4.2368	9.5095	9.8023	7.1489	5.6362	8.5941	6.0486	8.1908	9.2948	4.8560	90.3220		
	S	138.218	87.657	92.212	87.903	125.342	83.452	82.502	85.920	116.218	67.010	92.134	121.874	97.212		
4	T	6.7990	12.0215	9.2141	16.4446	20.6077	10.6619	7.3806	11.3226	13.2393	8.9084	13.0421	8.7875	138.4293		
	S	134.579	75.717	42.400	50.832	59.620	55.955	63.003	65.216	53.096	61.612	65.661	67.348	63.429		
5	T	16.3344	16.7542	7.0833	19.0453	17.3616	8.8662	6.0292	13.0182	11.3513	9.3204	15.2906	9.5454	150.0001		
	S	56.017	54.328	55.155	43.891	70.767	67.288	77.125	56.721	61.927	58.888	56.006	62.000	58.536		
6	T	15.2997	15.5868	4.7014	11.7838	18.9038	10.1495	5.8431	12.6754	10.5117	8.7267	12.5087	5.6410	132.3316		
	S	59.805	58.397	83.099	70.937	64.994	58.780	79.581	58.255	66.874	62.895	68.461	104.914	66.351		
7	T	7.1512	10.8487	4.3715	9.5519	9.8545	16.9016	6.0396	8.1993	6.0865	7.8263	9.0640	4.8548	100.7499		
	S	127.951	83.902	89.370	87.512	124.678	35.298	76.992	90.058	115.494	70.131	94.480	121.904	87.150		
8	T	6.8022	10.4445	4.5021	9.0710	9.8899	7.0601	6.2043	8.3808	6.2255	8.2155	9.6613	4.9255	91.3827		
	S	134.515	87.149	86.778	92.152	124.231	84.502	74.948	88.107	112.915	66.808	88.639	120.154	96.084		
9	T	6.7708	10.8250	4.1500	9.5932	19.5908	11.8541	8.2546	12.5356	10.9064	8.9575	13.7481	10.3233	127.5094		
	S	135.139	84.086	94.140	87.136	62.715	50.328	56.332	58.905	64.453	61.274	62.290	57.328	68.861		
10	T	15.0645	14.5206	5.8675	12.9750	19.4508	11.3160	8.2224	13.0087	11.0247	8.8441	13.9435	10.1270	144.3648		
	S	60.739	62.685	66.584	64.425	63.166	52.721	56.553	56.763	63.762	62.060	61.417	58.440	60.821		
11	T	14.2400	17.2223	4.5391	11.8019	19.1837	10.8899	6.8871	14.9446	12.2881	9.0176	9.3709	4.8145	135.1997		
	S	64.256	52.852	86.070	70.828	64.046	54.784	67.518	49.410	57.206	60.866	91.385	122.924	64.944		
12	T	6.7347	10.6750	4.1978	9.7365	10.0162	7.4174	5.6791	8.3318	6.0091	7.9015	9.1016	4.7786	90.5793		
	S	135.864	85.267	93.068	85.853	122.665	80.431	81.879	88.625	116.982	69.463	94.089	123.848	96.936		
13	T	6.5675	28.8278	5.0518	9.2242	10.0914	7.0988	5.3416	8.1445	6.0890	7.8357	9.0798	4.8603	108.2124		
	S	139.322	31.575	77.335	90.621	121.751	84.041	87.053	90.664	115.447	70.047	94.315	121.766	81.140		
14	T	6.8010	10.2649	4.1527	8.9380	10.0047	6.9262	5.3934	8.0988	5.9987	7.7522	9.1121	4.8568	88.2995		
	S	134.539	88.674	94.079	93.523	122.806	86.135	86.216	91.175	117.184	70.801	93.981	121.854	99.439		
15	T	6.8049	10.2871	4.0965	9.0572	10.0353	6.9412	5.3713	8.1529	6.0614	7.6116	9.1880	4.8564	88.4638		
	S	134.462	88.482	95.370	92.292	122.431	85.949	86.571	90.570	115.972	72.109	93.205	121.864	99.254		
16	T	6.8127														
	S	134.308														

Event: USF2000 Royal Purple GP of Indy  
Track: Indianapolis Motor Speedway RC  
Report: Section Data Report  
Session: Race 1

Round 3 / 4  
2.439 mile(s)  
USF2000  
May 11, 2018



Section Data for Car 36 - Keane, Darren

Lap	T/SF to I1	I1 to I2	I2 to I3A	I3A to I3	I3 to I4	I4 to I5A	I5A to I5	I5 to I6	I6 to I7	I7 to I8	I8 to I9	I9 to SF	Lap	PI to PO	PO to SF	
1	T	7.8251	11.6236	4.1816	9.5738	9.7697	7.1129	5.7720	8.1360	6.0400	8.0671	9.0569	4.7906	91.9493	259.0590	126.1282
	S	116.931	78.309	93.429	87.312	125.760	83.874	80.561	90.758	116.383	68.037	94.554	123.537	95.492	5.484	63.910
2	T	6.5876	10.4829	4.1741	9.0521	9.7247	6.7969	5.4460	8.1098	5.9016	7.7428	9.0303	4.7698	87.8186		
	S	138.897	86.830	93.597	92.344	126.342	87.774	85.384	91.051	119.113	70.887	94.832	124.076	99.983		
3	T	6.6171	10.2879	4.1399	13.9277	11.6358	7.6051	5.7977	9.1184	7.4813				118.2544	189.9097	
	S	138.278	88.476	94.370	60.018	105.591	78.446	80.204	80.980	93.962				74.250	7.480	
4	T			4.3894	10.3505	10.7032	7.3744	5.6623	8.2172	6.8562	7.8230	12.3386	10.2740	270.7691		100.3912
	S			89.006	80.760	114.791	80.900	82.122	89.861	102.528	70.160	69.405	57.603	32.428		80.294
5	T	15.1366	15.9916	4.1380	11.2300	19.0282	10.6437	5.8429	12.0470	10.2751				149.1170	39.7394	
	S	60.450	56.919	94.413	74.435	64.569	56.051	79.584	61.294	68.413				58.883	35.747	
6	T			3.9827	8.9348	9.8920	6.6702	5.3167	8.0701	5.9131	7.6322	8.9674	4.8427	104.7603		84.5904
	S			98.095	93.557	124.205	89.441	87.460	91.499	118.881	71.914	95.497	122.208	83.814		95.292
7	T	6.7934	9.9972	3.9991	8.8907	9.8695	6.7241	6.1074	8.7933	8.0009	8.1167	9.4107	4.9674	91.6704		
	S	134.690	91.048	97.692	94.021	124.488	88.724	76.137	83.974	87.859	67.622	90.999	119.140	95.782		
8	T	6.8529	10.7906	4.2950	9.5590	10.2685	7.1687	6.8952	8.6788	7.6064	8.6949	13.4999	11.9742	106.2841		
	S	133.520	84.354	90.962	87.447	119.651	83.222	67.438	85.082	92.416	63.125	63.435	49.424	82.613		
9	T	14.6878	14.0638	4.9717	13.1801	19.8672	10.8109	7.8912	13.2629	11.3091	8.9318	13.6349	10.5475	143.1589		
	S	62.297	64.721	78.581	63.422	61.842	55.184	58.926	55.675	62.158	61.451	62.807	56.110	61.333		
10	T	14.1417	18.4019	4.7941	10.7389	18.5903	11.3542	6.4795	15.9880	14.2691				156.8454	99.2676	
	S	64.702	49.464	81.492	77.839	66.090	52.544	71.765	46.185	49.264				55.981	14.310	
11	T			4.0162	8.9118	9.9909	6.8485	5.3535	7.9889	5.9484	7.6069	8.9295	4.8090	166.7229		87.0300
	S			97.276	93.798	122.976	87.113	86.859	92.429	118.175	72.153	95.903	123.065	52.665		92.621
12	T	6.7287	10.1605	3.9946	8.9454	9.9772	6.7687	5.2712	7.9872	5.9271	7.5858	9.0599	4.8263	87.2326		
	S	135.985	89.585	97.802	93.446	123.144	88.140	88.215	92.449	118.600	72.354	94.522	122.624	100.655		
13	T	6.7362	10.1513	4.0705	8.8754	9.9473	6.6345	5.2777	8.0217	5.9461	7.5808	8.9890	4.8166	87.0471		
	S	135.833	89.666	95.979	94.183	123.515	89.923	88.107	92.051	118.221	72.402	95.268	122.871	100.870		
14	T	6.7109	10.6971	4.3709												
	S	136.345	85.091	89.382												

Event: USF2000 Royal Purple GP of Indy

Round 3 / 4

Track: Indianapolis Motor Speedway RC

2.439 mile(s)



Report: Section Data Report

USF2000

Session: Race 1

May 11, 2018

Section Data for Car 36 - Keane, Darren

Lap	T/SF to PI	
1	T	
	S	
2	T	
	S	
3	T	98.7226
	S	81.067
4	T	
	S	
5	T	129.5475
	S	61.778
6	T	
	S	
7	T	
	S	
8	T	
	S	
9	T	
	S	
10	T	137.2707
	S	58.302
11	T	
	S	
12	T	
	S	
13	T	
	S	
14	T	
	S	

Event: USF2000 Royal Purple GP of Indy

Round 3 / 4

Track: Indianapolis Motor Speedway RC

2.439 mile(s)



Report: Section Data Report

USF2000

Session: Race 1

May 11, 2018

Section Data for Car 37 - Osborne, David (R)

Lap	T/SF to I1	I1 to I2	I2 to I3A	I3A to I3	I3 to I4	I4 to I5A	I5A to I5	I5 to I6	I6 to I7	I7 to I8	I8 to I9	I9 to SF	Lap	PI to PO	PO to SF	
1	T	7.9285	12.2919	4.4350	9.7187	10.0214	7.5528	5.8268	8.6175	6.2636	8.3380	9.5652	4.7961	95.3555	257.5125	115.0140
	S	115.406	74.051	88.091	86.010	122.601	78.989	79.804	85.687	112.229	65.827	89.529	123.396	92.081	5.517	70.085
2	T	6.7116	10.8423	4.1936	9.0145	9.8078	6.8795	5.4660	8.4037	6.3208	8.6548	9.1387	4.7616	90.1949		
	S	136.331	83.951	93.161	92.729	125.271	86.720	85.071	87.867	111.213	63.417	93.707	124.290	97.349		
3	T	6.5374	10.5492	4.2011	9.3101	9.9084	7.1218	5.4851	8.5822	6.2233	8.3482	17.9160	5.2561	99.4389		
	S	139.964	86.284	92.995	89.785	123.999	83.770	84.775	86.040	112.955	65.746	47.799	112.596	88.299		
4	T	7.0393	11.3533	4.3377	14.3830	20.4875	10.5996	7.0205	11.7615	13.7403	9.5435	12.5227	8.1451	130.9340		
	S	129.985	80.173	90.067	58.118	59.970	56.284	66.235	62.782	51.160	57.512	68.385	72.659	67.060		
5	T	16.7149	16.5061	6.8983	20.2821	16.0534	9.2914	5.6240	12.8505	11.8682	9.2714	14.0563	9.9343	149.3509		
	S	54.742	55.145	56.635	41.214	76.534	64.209	82.681	57.462	59.230	59.200	60.924	59.573	58.790		
6	T	15.3874	15.8029	4.4220	11.4799	19.0105	10.2349	5.9322	12.1737	10.4485	8.3219	12.0413	5.4956	130.7508		
	S	59.464	57.599	88.350	72.815	64.629	58.290	78.386	60.656	67.278	65.954	71.119	107.689	67.154		
7	T	7.1050			9.7345	10.0192	7.1542	5.3806	8.2412	5.9806	7.7867	9.0907	4.8163	93.8852		
	S	128.783			85.871	122.628	83.390	86.422	89.600	117.539	70.487	94.202	122.878	93.523		
8	T	6.7102	10.3573	4.2292	9.0529	9.8508	6.7435	6.0136	8.1189	6.0507	8.0717	9.3564	5.1931	89.7483		
	S	136.360	87.883	92.377	92.336	124.725	88.469	77.325	90.949	116.177	67.999	91.527	113.962	97.834		
9	T	7.0780	11.5692	4.4603	12.9373	21.3999	11.5647	8.9545	11.9109	11.0234	9.2857	13.7353	9.6403	133.5595		
	S	129.274	78.677	87.591	64.612	57.413	51.587	51.929	61.994	63.769	59.108	62.348	61.390	65.741		
10	T	15.0895	14.7951	5.9329	13.4670	18.4390	11.8692	8.5827	12.9573	10.2511	9.7201	13.8027	9.4981	144.4047		
	S	60.638	61.522	65.850	62.071	66.632	50.264	54.179	56.988	68.574	56.467	62.043	62.309	60.804		
11	T	14.3408	17.2677	4.9883	11.8935	19.3711	10.9374	6.6678	14.7801	12.4900	9.3999	9.2430	4.8270	136.2066		
	S	63.804	52.713	78.320	70.283	63.426	54.546	69.738	49.960	56.281	58.390	92.650	122.606	64.464		
12	T	6.7178	10.6035	4.1958	8.9944	9.9312	6.7539	5.4729	8.1007	6.0573	8.0833	9.0533	4.7207	88.6848		
	S	136.205	85.842	93.113	92.937	123.715	88.333	84.964	91.154	116.051	67.901	94.591	125.367	99.007		
13	T	6.4858	10.6037	4.2425	8.9726	9.9408	6.7495	5.4370	8.0643	5.9858	7.7321	9.0616	4.7937	88.0694		
	S	141.077	85.841	92.088	93.162	123.595	88.390	85.525	91.565	117.437	70.985	94.505	123.457	99.699		
14	T	6.6600	10.3302	4.1649	9.1559	10.0148	6.9093	5.4346	8.1841	6.0205	7.7812	9.0389	4.7964	88.4908		
	S	137.387	88.113	93.803	91.297	122.682	86.346	85.563	90.225	116.760	70.537	94.742	123.388	99.224		
15	T	6.6476	10.4517	4.1429	9.2225	9.9209	7.3212	5.6234	8.1947	5.9341	7.8755	9.1105	4.8155	89.2605		
	S	137.644	87.089	94.302	90.638	123.843	81.488	82.690	90.108	118.460	69.693	93.997	122.899	98.368		
16	T	7.6575	13.1542	5.6373	11.1698											
	S	119.491	69.197	69.303	74.837											

Event: USF2000 Royal Purple GP of Indy  
Track: Indianapolis Motor Speedway RC  
Report: Section Data Report  
Session: Race 1

Round 3 / 4  
2.439 mile(s)  
USF2000  
May 11, 2018



Section Data for Car 38 - DeLuzuriaga, Oscar (R)

Lap	T/SF to I1	I1 to I2	I2 to I3A	I3A to I3	I3 to I4	I4 to I5A	I5A to I5	I5 to I6	I6 to I7	I7 to I8	I8 to I9	I9 to SF	Lap	PI to PO	PO to SF	
1	T	7.8056	12.2439	4.3644	9.8535	9.9322	7.6972	5.8433	8.4967	6.1285	8.5321	9.3242	4.8146	95.0362	256.8557	110.7315
	S	117.224	74.341	89.516	84.834	123.702	77.508	79.578	86.905	114.703	64.329	91.843	122.922	92.390	5.531	72.796
2	T	6.6463	11.0202	4.3414	9.0937	9.7833	7.0327	5.5312	8.2545	6.0158	8.3125	9.3286	4.7967	90.1569		
	S	137.671	82.596	89.990	91.922	125.585	84.831	84.069	89.455	116.851	66.029	91.800	123.380	97.390		
3	T	6.6085	10.7421	4.4253	9.4196	9.9768	6.8983	5.4739	8.3564	6.0577	8.7066	17.3650	5.2246	99.2548		
	S	138.458	84.735	88.284	88.741	123.149	86.484	84.949	88.364	116.043	63.040	49.315	113.275	88.463		
4	T	7.0375	11.5299	4.3679	14.5130	20.2819	10.8128	6.9191	11.8128	14.0455	9.0773	12.7239	8.1375	131.2591		
	S	130.018	78.945	89.444	57.597	60.578	55.175	67.205	62.509	50.048	60.466	67.304	72.727	66.894		
5	T	16.8396	16.3238	7.0686	20.7084	15.5326	9.7313	5.5734	12.8349	11.8554	8.9219	13.9257	10.1325	149.4491		
	S	54.336	55.761	55.270	40.366	79.100	61.306	83.432	57.531	59.294	61.519	61.495	58.402	58.752		
6	T	15.3463	15.8189	4.4006	11.3493	19.1781	10.2697	5.7678	12.2038	10.5277	8.2254	11.6393	5.3885	130.1154		
	S	59.623	57.540	88.779	73.653	64.065	58.092	80.620	60.506	66.772	66.728	73.575	109.830	67.482		
7	T	7.1015	11.2708	4.4232	9.4751	9.7992	7.3764	5.6391	8.1435	5.9595	9.1570	9.6133	4.8609	92.8195		
	S	128.846	80.760	88.326	88.222	125.381	80.878	82.460	90.675	117.955	59.939	89.081	121.751	94.597		
8	T	6.7442	10.3647	4.1899	9.1195	9.8113	6.8449			6.4230	8.4428	9.2924	4.8844	106.0919		
	S	135.672	87.820	93.244	91.662	125.227	87.158			109.443	65.010	92.157	121.165	82.762		
9	T	6.9551	10.7759	4.2664	9.2563	14.3644	12.0174	7.7749	12.3100	10.9759	9.2185	13.4647	10.7894	122.1689		
	S	131.558	84.469	91.572	90.307	85.533	49.644	59.808	59.984	64.045	59.539	63.601	54.852	71.871		
10	T	14.9725	13.8912	5.8832	13.4643	19.7980	10.9144	7.7822	13.2388	11.2341	8.7433	13.7572	10.3238	144.0030		
	S	61.112	65.525	66.406	62.083	62.059	54.661	59.752	55.776	62.573	62.775	62.248	57.326	60.974		
11	T	14.4331	17.0967	4.3459	11.5245	19.4705	10.8574	6.8828	15.4312	11.9945	8.8879	9.3602	4.8196	135.1043		
	S	63.396	53.240	89.897	72.533	63.102	54.948	67.560	47.852	58.606	61.754	91.490	122.794	64.990		
12	T	6.7144	10.3289	4.1234	9.2896	9.8518	7.5358	5.7620	8.4966	6.0710	7.7582	9.2266	4.7910	89.9493		
	S	136.274	88.124	94.747	89.983	124.712	79.168	80.701	86.906	115.789	70.746	92.815	123.527	97.615		
13	T	6.6239	10.4394	4.2164	9.3038	9.8888	7.0206	5.4418	8.3225	6.0281	7.9857	9.1812	4.8191	89.2713		
	S	138.136	87.192	92.658	89.846	124.245	84.977	85.450	88.724	116.613	68.731	93.274	122.807	98.356		
14	T	6.7011	10.7166	4.0819	9.4319	9.8476	7.1175	5.7070	8.2313	6.0483	7.7770	9.1973	4.8127	89.6702		
	S	136.545	84.936	95.711	88.626	124.765	83.820	81.479	89.707	116.223	70.575	93.110	122.970	97.919		
15	T	6.6442	10.5638	4.2385	9.4237	9.8890	7.0612	5.9454	8.3600	5.9927	8.6004	9.1385	4.7789	90.6363		
	S	137.714	86.165	92.175	88.703	124.243	84.489	78.212	88.326	117.302	63.818	93.709	123.840	96.875		
16	T	6.8310	12.0457	4.3724												
	S	133.948	75.564	89.352												

Event: USF2000 Royal Purple GP of Indy  
Track: Indianapolis Motor Speedway RC  
Report: Section Data Report  
Session: Race 1

Round 3 / 4  
2.439 mile(s)  
USF2000  
May 11, 2018



Section Data for Car 5 - Soler-Obel, Mathias (R)

Lap	T/SF to I1	I1 to I2	I2 to I3A	I3A to I3	I3 to I4	I4 to I5A	I5A to I5	I5 to I6	I6 to I7	I7 to I8	I8 to I9	I9 to SF	Lap	PI to PO	PO to SF	
1	T	7.7984	11.9870	4.2882	9.8036	9.8455	7.7092	5.8688	8.2459	5.9981	8.1972	9.1357	4.7739	93.6515	259.1980	119.4593
	S	117.332	75.935	91.106	85.266	124.792	77.387	79.233	89.549	117.196	66.957	93.738	123.970	93.756	5.481	67.477
2	T	6.6064	10.4877	4.1604	9.0830	9.5862	7.0053	5.7908	8.3087	5.9747	7.8309	8.9871	4.7484	88.5696		
	S	138.502	86.790	93.905	92.030	128.167	85.163	80.300	88.872	117.655	70.089	95.288	124.635	99.136		
3	T	6.5671	10.3185	4.1574	9.2052	9.8201	7.0968	5.5482	8.1078	5.8869	7.9148	8.9856	4.7648	88.3732		
	S	139.331	88.213	93.973	90.808	125.114	84.065	83.811	91.074	119.410	69.346	95.304	124.206	99.356		
4	T	7.2416	12.7435	8.3551	17.3021	20.6243	10.8622	8.4191	10.4550	12.4577	9.3136	13.9484	8.9604	140.6830		
	S	126.353	71.427	46.760	48.313	59.572	54.924	55.232	70.627	56.427	58.931	61.395	66.048	62.413		
5	T	15.3507	16.9783	7.0387	19.1044	16.7318	9.6013	6.6844	13.3754	10.6065	10.2936	14.3487	9.2825	149.3963		
	S	59.606	53.611	55.505	43.755	73.431	62.136	69.565	55.207	66.276	53.321	59.682	63.756	58.773		
6	T	15.4571	15.4359	4.6070	12.2942	19.5310	10.4457	5.6407	13.1280	10.4037	9.0768	12.6945	5.6512	134.3658		
	S	59.196	58.968	84.802	67.992	62.907	57.114	82.437	56.247	67.568	60.469	67.459	104.724	65.347		
7	T	7.0328	10.7946	4.2567	9.7003	10.1705	7.3104	5.6919	8.2214	5.8536	7.9439	8.9392	4.7590	90.6743		
	S	130.105	84.322	91.780	86.174	120.804	81.609	81.695	89.815	120.089	69.092	95.799	124.358	96.834		
8	T	6.6297	10.2166	4.1302	8.9537	9.7041	6.6570	5.4304	8.0490	5.9008	7.8281	8.9699	4.7459	87.2154		
	S	138.015	89.093	94.592	93.359	126.610	89.619	85.629	91.739	119.129	70.115	95.471	124.701	100.675		
9	T	7.2314	13.7718	4.7453	14.1933	21.1747	10.9296	9.6043	11.1829	11.5891	9.2988	13.9815	9.5463	137.2490		
	S	126.532	66.094	82.330	58.895	58.024	54.585	48.416	66.030	60.657	59.025	61.250	61.995	63.974		
10	T	14.9846	15.0781	5.9384	13.3212	18.7608	11.0102	8.8616	13.1928	9.9625	10.8178	13.1512	9.2222	144.3014		
	S	61.063	60.368	65.789	62.750	65.490	54.185	52.474	55.971	70.560	50.737	65.117	64.173	60.848		
11	T	15.2792	15.3702	5.7474	12.5086	19.7650	11.3474	6.1336	14.6897	13.1301	9.5265	9.1360	4.7064	137.3401		
	S	59.885	59.220	67.975	66.827	62.162	52.575	75.812	50.267	53.538	57.614	93.735	125.748	63.932		
12	T	6.6144	10.5565	4.2094	9.3640	9.7911	7.6668	5.8839	8.5697	6.0459	8.0840	8.9170	4.7091	90.4118		
	S	138.335	86.224	92.812	89.268	125.485	77.815	79.029	86.165	116.270	67.895	96.037	125.675	97.116		
13	T	6.5678	10.4903	4.0978	9.2143	9.8150	6.7346	5.3856	8.1470	5.9021	7.8401	8.9339	4.7179	87.8464		
	S	139.316	86.768	95.339	90.719	125.179	88.586	86.341	90.636	119.102	70.007	95.856	125.441	99.952		
14	T	6.5356	10.8534	4.2196	9.0754	9.8415	7.0639	5.4892	8.1554	5.9061	7.9005	8.9562	4.6737	88.6705		
	S	140.002	83.866	92.587	92.107	124.842	84.456	84.712	90.542	119.022	69.472	95.617	126.627	99.023		
15	T	6.4894	10.5569	4.0490	9.4461	9.8796	6.8029	5.4231	8.1981	5.9105	7.8690	8.9587	4.7216	88.3049		
	S	140.999	86.221	96.488	88.493	124.361	87.697	85.744	90.071	118.933	69.750	95.590	125.343	99.433		
16	T	7.0066	12.9046	5.7236	10.0818											
	S	130.591	70.535	68.258	82.913											

Event: USF2000 Royal Purple GP of Indy

Round 3 / 4

Track: Indianapolis Motor Speedway RC

2.439 mile(s)



Report: Section Data Report

USF2000

Session: Race 1

May 11, 2018

Section Data for Car 51 - d'Orlando, Michael (R)

Lap	T/SF to I1	I1 to I2	I2 to I3A	I3A to I3	I3 to I4	I4 to I5A	I5A to I5	I5 to I6	I6 to I7	I7 to I8	I8 to I9	I9 to SF	Lap	PI to PO	PO to SF	
1	T	7.8227	12.1659	4.3604	9.9168	9.9326	7.5695	5.9697	8.6675	6.0613	8.1573	9.6056	4.8800	95.1093	259.0958	117.3784
	S	116.967	74.818	89.598	84.292	123.697	78.815	77.893	85.193	115.974	67.285	89.153	121.274	92.319	5.483	68.674
2	T	6.7691	10.4157	4.0822	9.0144	9.8690	6.7948	5.7699	8.9401	6.2444	8.3807	9.1496	4.7533	90.1832		
	S	135.173	87.390	95.704	92.730	124.495	87.801	80.591	82.595	112.574	65.491	93.596	124.507	97.362		
3	T	6.5590	10.4959	4.0857	9.2579	9.8917	7.4768	5.6205	8.5174	6.0280	8.4862	33.5631	6.9632	116.9454		
	S	139.503	86.722	95.622	90.291	124.209	79.792	82.733	86.694	116.615	64.677	25.515	84.992	75.081		
4	T	7.8283	11.6288	4.3803	10.1964	10.9543	8.3401	6.8064	11.4475	14.2528				130.5817	107.5842	
	S	116.884	78.274	89.191	81.981	112.160	71.533	68.318	64.504	49.320				67.241	13.204	
5	T			4.3856	9.6658	10.0190	7.2833	5.5872	8.2512	6.2364	8.0912	9.1954	4.8714	176.9550		89.6073
	S			89.083	86.481	122.631	81.912	83.226	89.491	112.718	67.835	93.130	121.488	49.619		89.957
6	T	6.8523	10.4276	4.0472	9.1396	9.9111	6.6989	5.5009	8.1211	6.0011	7.9132	9.1654	4.8480	88.6264		
	S	133.532	87.290	96.531	91.460	123.966	89.058	84.532	90.925	117.138	69.361	93.434	122.075	99.072		
7	T	6.7848	10.7297	4.2645	9.1856	9.8812	7.3393	5.5375	8.1707	5.9698	8.1170	9.2439	4.7705	89.9945		
	S	134.860	84.832	91.613	91.002	124.341	81.287	83.973	90.373	117.752	67.619	92.641	124.058	97.566		
8	T	6.5962	10.5596	4.2787	9.3642	9.6854	7.1074									
	S	138.716	86.199	91.309	89.266	126.854	83.939									



Event: USF2000 Royal Purple GP of Indy

Round 3 / 4

Track: Indianapolis Motor Speedway RC

2.439 mile(s)



Report: Section Data Report

USF2000

Session: Race 1

May 11, 2018

Section Data for Car 51 - d'Orlando, Michael (R)

Lap	T/SF to PI
1	T
	S
2	T
	S
3	T
	S
4	T 110.3452
	S 72.529
5	T
	S
6	T
	S
7	T
	S
8	T
	S

Event: USF2000 Royal Purple GP of Indy  
Track: Indianapolis Motor Speedway RC  
Report: Section Data Report  
Session: Race 1

Round 3 / 4  
2.439 mile(s)  
USF2000  
May 11, 2018



Section Data for Car 8 - Kirkwood, Kyle (R)

Lap	T/SF to I1	I1 to I2	I2 to I3A	I3A to I3	I3 to I4	I4 to I5A	I5A to I5	I5 to I6	I6 to I7	I7 to I8	I8 to I9	I9 to SF	Lap	PI to PO	PO to SF	
1	T	7.8886	10.9049	4.1644	8.9268	9.8290	6.6369	5.2946	8.0577	5.9423	7.6451	8.8534	4.8104	88.9541	258.9636	141.1187
	S	115.990	83.470	93.815	93.640	125.001	89.890	87.825	91.640	118.297	71.793	96.727	123.029	98.707	5.486	57.121
2	T	6.7299	10.1394	4.0485	8.8559	9.7886	6.7087	5.3273	8.0704	5.9143	7.5582	8.9624	4.8075	86.9111		
	S	135.960	89.771	96.500	94.390	125.517	88.928	87.286	91.496	118.857	72.618	95.551	123.103	101.027		
3	T	6.7287	10.1149	4.1077	8.9112	9.7756	6.6912	5.2896	8.0339	5.9299	7.6304	8.9086	4.8088	86.9305		
	S	135.985	89.989	95.110	93.804	125.684	89.161	87.908	91.912	118.544	71.931	96.128	123.070	101.005		
4	T	6.7594	16.1104	7.8135	17.1557	20.7379	10.9925	7.8279	12.3959	11.0202	10.7032	13.5937	9.1052	144.2155		
	S	135.367	56.499	50.001	48.725	59.246	54.273	59.403	59.569	63.788	51.280	62.997	64.998	60.884		
5	T	14.0713	16.8905	7.2036	16.2684	18.9294	10.1272	7.7264	11.8158	10.8057	10.3478	13.8628	9.3275	147.3764		
	S	65.026	53.890	54.234	51.382	64.906	58.910	60.183	62.493	65.054	53.042	61.774	63.449	59.578		
6	T	13.6721	16.4685	5.9561	12.8882	18.9967	10.2414	8.0189	12.8467	11.9623	9.3814	13.5556	5.7695	139.7574		
	S	66.925	55.271	65.594	64.858	64.676	58.253	57.988	57.479	58.764	58.506	63.174	102.577	62.826		
7	T	7.2075	11.1075	4.1898	9.0268	9.6995	6.6923	5.4185	8.0539	5.8692	7.6510	8.9381	4.7433	88.5974		
	S	126.951	81.947	93.246	92.603	126.670	89.146	85.817	91.683	119.770	71.738	95.810	124.769	99.104		
8	T	6.5993	10.3137	4.1128	8.8657	9.6995	6.6361	5.3262	7.9886	5.8859	7.6297	8.9350	4.7420	86.7345		
	S	138.651	88.254	94.992	94.286	126.670	89.901	87.304	92.433	119.430	71.938	95.844	124.803	101.233		
9	T	8.4962	13.9583	5.2190	14.5940	20.3772	11.1074	8.3142	12.7078	11.1102	9.1663	13.7559	9.4071	138.2136		
	S	107.695	65.210	74.858	57.278	60.295	53.711	55.928	58.107	63.271	59.878	62.254	62.912	63.528		
10	T	14.1880	15.7336	6.2994	13.2588	18.9593	10.5636	9.2113	12.8347	10.2813	10.5072	13.7508	9.4233	145.0113		
	S	64.491	57.852	62.019	63.046	64.804	56.476	50.481	57.532	68.372	52.237	62.277	62.804	60.550		
11	T	14.4963	15.4285	5.7415	13.3730	19.3580	10.7045	7.6305	14.7028	13.2426	10.3152	9.0509	4.7675	138.8113		
	S	63.120	58.996	68.045	62.507	63.469	55.733	60.940	50.222	53.083	53.209	94.616	124.136	63.254		
12	T	6.6248	10.4913	4.1205	8.9622	9.7038	6.5886	5.3859	8.0354	5.9275	7.6226	8.9967	4.7214	87.1807		
	S	138.117	86.760	94.814	93.271	126.614	90.549	86.337	91.895	118.592	72.005	95.186	125.348	100.715		
13	T	6.5176	10.3504	4.0880	9.3241	9.8843	6.9357	5.6315	8.0166	5.8938	7.6087	9.0329	4.7308	88.0144		
	S	140.389	87.941	95.568	89.650	124.302	86.017	82.571	92.110	119.270	72.136	94.805	125.099	99.761		
14	T	6.5499	10.3929	4.0567	9.1212	9.7854	6.6575	5.4204	8.1039	5.8771	7.6186	8.9392	4.7328	87.2556		
	S	139.697	87.582	96.305	91.645	125.558	89.612	85.787	91.118	119.609	72.043	95.799	125.046	100.628		
15	T	6.5694	10.2357	4.0514	9.0616	9.8154	6.6542	5.3281	8.0322	5.8421	7.9295	8.8970	4.7432	87.1598		
	S	139.282	88.927	96.431	92.247	125.174	89.656	87.273	91.931	120.326	69.218	96.253	124.772	100.739		
16	T	7.1720	13.4242	4.3719	10.5301											
	S	127.579	67.805	89.362	79.383											

Event: USF2000 Royal Purple GP of Indy  
Track: Indianapolis Motor Speedway RC  
Report: Section Data Report  
Session: Race 1

Round 3 / 4  
2.439 mile(s)  
USF2000  
May 11, 2018



Section Data for Car 80 - Van der Watt, Julian (R)

Lap	T/SF to I1	I1 to I2	I2 to I3A	I3A to I3	I3 to I4	I4 to I5A	I5A to I5	I5 to I6	I6 to I7	I7 to I8	I8 to I9	I9 to SF	Lap	PI to PO	PO to SF	
1	T	7.6709	11.5916	4.2549	9.5378	9.7162	7.0581	5.7277	8.2263	6.0088	7.9597	8.9812	4.8224	91.5556	259.6949	126.9079
	S	119.282	78.525	91.819	87.642	126.452	84.526	81.184	89.762	116.988	68.955	95.351	122.723	95.902	5.470	63.517
2	T	6.6808	11.2723	4.3119	9.3705	9.6797	6.9811	5.4798	8.5731	5.9625	8.2165	8.9923	4.7622	90.2827		
	S	136.960	80.749	90.605	89.206	126.929	85.458	84.857	86.131	117.896	66.800	95.233	124.274	97.255		
3	T	6.5995	10.6322	4.1590	9.0739	9.7612	6.7626	5.3115	8.0624	5.9443	7.8181	8.9698	4.9349	88.0294		
	S	138.647	85.610	93.936	92.122	125.869	88.219	87.546	91.587	118.257	70.204	95.472	119.925	99.744		
4	T	7.1045	12.4139	7.9485	16.6828	21.2661	11.4738	8.2601	10.4824	11.9166	9.7207	14.0725	9.0303	140.3722		
	S	128.792	73.323	49.152	50.106	57.774	51.996	56.295	70.443	58.990	56.463	60.854	65.537	62.551		
5	T	14.3012	17.6724	6.8828	17.7505	17.5805	10.1154	7.1859	11.9279	11.2788	10.9194	13.9497	9.2966	148.8611		
	S	63.981	51.506	56.762	47.092	69.886	58.978	64.710	61.906	62.325	50.265	61.389	63.660	58.984		
6	T	15.3891	14.3022	5.9332	12.4093	19.2958	9.7128	7.0766	12.9898	10.8335	9.2128	12.9313	5.6163	135.7027		
	S	59.458	63.642	65.847	67.362	63.674	61.423	65.710	56.845	64.887	59.576	66.224	105.375	64.703		
7	T	6.9940	11.1733	4.4711	9.4069	9.8556	7.2954	5.7706	8.1490	5.9611	7.7774	9.0071	4.7468	90.6083		
	S	130.826	81.464	87.379	88.861	124.664	81.776	80.581	90.613	117.924	70.572	95.077	124.677	96.905		
8	T	6.5598	10.4522	4.1708	9.2263	9.7976	6.6975	5.3259	8.1222	5.9429	7.6165	8.9615	4.7983	87.6715		
	S	139.486	87.085	93.671	90.601	125.402	89.077	87.309	90.912	118.285	72.062	95.560	123.339	100.151		
9	T	7.5316	13.7074	4.5983	14.4167	20.7567	11.1033	9.2748	11.6417	11.4962	9.3879	13.6761	9.5898	137.1805		
	S	121.488	66.404	84.962	57.982	59.192	53.731	50.136	63.428	61.147	58.465	62.618	61.713	64.006		
10	T	14.9991	15.0898	5.8932	13.9510	18.1697	11.0983	8.8919	13.0839	10.1645	10.7143	13.1437	9.2104	144.4098		
	S	61.004	60.321	66.294	59.918	67.620	53.755	52.295	56.436	69.158	51.227	65.154	64.255	60.802		
11	T	15.2978	15.6246	5.4928	12.6537	19.4259	11.7042	6.2074	14.6899	13.1345	9.6400	9.1993	4.7638	137.8339		
	S	59.813	58.256	71.126	66.060	63.247	50.972	74.911	50.266	53.520	56.936	93.090	124.232	63.703		
12	T	6.5821	10.2934	4.2307	9.3963	9.8600	6.7129	5.4062	8.1348	6.0053	7.9843	8.9504	4.7684	88.3248		
	S	139.013	88.428	92.344	88.962	124.608	88.872	86.012	90.772	117.056	68.743	95.679	124.113	99.410		
13	T	6.5723	10.2070	4.1467	9.1963	9.7741	6.8641	5.7674	8.1850	5.9857	7.9723	8.9803	4.7510	88.4022		
	S	139.221	89.177	94.215	90.896	125.703	86.915	80.626	90.215	117.439	68.846	95.360	124.567	99.323		
14	T	6.6026	10.2888	4.0974	9.2424	9.8225	6.7270	5.5860	8.2334	5.9615	8.2757	8.9966	4.7386	88.5725		
	S	138.582	88.468	95.349	90.443	125.084	88.686	83.244	89.685	117.916	66.322	95.187	124.893	99.132		
15	T	6.5547	10.6788	4.1182	9.1595	9.7304	6.8046	5.4820	8.2514	5.9214	7.5936	8.8799	4.7503	87.9248		
	S	139.594	85.237	94.867	91.261	126.268	87.675	84.823	89.489	118.714	72.280	96.438	124.585	99.863		
16	T	7.2179	12.4149	4.4333	9.3379											
	S	126.768	73.317	88.124	89.518											

Event: USF2000 Royal Purple GP of Indy

Round 3 / 4

Track: Indianapolis Motor Speedway RC

2.439 mile(s)



Report: Section Data Report

USF2000

Session: Race 1

May 11, 2018

Section Data for Car 81 - Dupell, Kyle (R)

Lap	T/SF to I1	I1 to I2	I2 to I3A	I3A to I3	I3 to I4	I4 to I5A	I5A to I5	I5 to I6	I6 to I7	I7 to I8	I8 to I9	I9 to SF	Lap	PI to PO	PO to SF	
1	T	7.7639	11.8756	4.3276	9.5518	9.6753	7.2010	5.9908	8.4834	6.1430	8.4550	9.2045	4.7784	93.4503	258.6624	122.8984
	S	117.853	76.647	90.277	87.513	126.987	82.848	77.619	87.042	114.432	64.916	93.037	123.853	93.958	5.492	65.589
2	T	6.6229	10.7684	4.1058	9.2715	9.7128	7.0167	5.9971	8.6211	5.9985	7.8381	9.0970	4.7508	89.8007		
	S	138.157	84.528	95.154	90.159	126.497	85.024	77.537	85.651	117.188	70.025	94.137	124.572	97.777		
3	T	6.5779	10.2348	4.1135	9.0232	9.7227	7.1378	5.7377	8.5012	6.0812	8.3786	9.2238	5.0544	89.7868		
	S	139.102	88.935	94.976	92.640	126.368	83.582	81.043	86.859	115.595	65.508	92.843	117.090	97.792		
4	T	7.1021	12.6079	9.0363	17.0654	20.4560	10.8228	8.0146	10.7178	13.0785	8.7493	13.0469	9.1244	139.8220		
	S	128.835	72.195	43.235	48.983	60.062	55.124	58.019	68.896	53.749	62.732	65.637	64.861	62.797		
5	T	15.4817	16.6565	7.4620	18.9680	16.6760	10.3064	5.8530	13.0601	11.5506	9.6770	14.8857	8.7825	149.3595		
	S	59.102	54.647	52.356	44.069	73.677	57.885	79.446	56.539	60.859	56.718	57.529	67.386	58.787		
6	T	16.1182	15.1869	4.5217	12.3910	19.0529	10.3296	5.6330	12.8122	10.6380	9.1700	12.3024	5.5458	133.7017		
	S	56.768	59.935	86.402	67.461	64.486	57.755	82.549	57.633	66.080	59.854	69.609	106.715	65.672		
7	T	7.0585	10.8576	4.2893	9.8087	9.7355	7.3266	5.8562	8.5196	5.9878	7.8125	9.0567	4.7594	91.0684		
	S	129.631	83.833	91.083	85.221	126.202	81.428	79.403	86.672	117.398	70.255	94.556	124.347	96.415		
8	T	6.6650			9.7602	9.8937	6.9949	7.5836	8.9891	6.2846	8.0688	9.6334	4.9464	101.9271		
	S	137.284			85.645	124.184	85.289	61.317	82.145	111.854	68.023	88.895	119.646	86.144		
9	T	6.8807	10.6143	4.0884	9.4876	19.4336	11.9574	8.3180	12.6113	10.9238	9.0178	13.7870	10.0423	127.1622		
	S	132.981	85.755	95.559	88.105	63.222	49.893	55.903	58.551	64.351	60.864	62.114	58.933	69.049		
10	T	14.9609	14.7294	6.1269	12.8238	18.8174	11.7597	8.4899	13.0365	10.8722	8.6683	14.2045	9.7545	144.2440		
	S	61.159	61.797	63.765	65.184	65.293	50.732	54.771	56.642	64.656	63.318	60.288	60.671	60.872		
11	T	14.4448	17.0356	4.5894	12.1742	19.1998	10.8344	6.9017	14.7920	12.3983	9.1089	9.2587	4.7416	135.4794		
	S	63.345	53.431	85.127	68.662	63.992	55.065	67.375	49.919	56.698	60.256	92.493	124.814	64.810		
12	T	6.5362	10.9009	4.2608	9.5781	10.0055	6.8400	5.4192	8.1196	5.9899	7.7413	9.0690	4.7578	89.2183		
	S	139.990	83.500	91.692	87.273	122.796	87.221	85.806	90.942	117.357	70.901	94.428	124.389	98.415		
13	T	6.6017	10.4299	4.1853	9.1796	9.8168	7.2222	5.6353	8.1521	5.9204	7.8312	9.0557	4.7469	88.7771		
	S	138.601	87.271	93.346	91.062	125.157	82.605	82.516	90.579	118.734	70.087	94.566	124.675	98.904		
14	T	6.6147	10.1407	4.0953	8.9857	9.8093	6.8824	5.5126	8.1328	5.9375	7.7898	9.0972	4.7372	87.7352		
	S	138.328	89.760	95.398	93.027	125.252	86.684	84.352	90.794	118.392	70.459	94.135	124.930	100.078		
15	T	6.6218	10.1324	4.0839	8.9718	9.6818	7.0850	5.7996	8.2031	5.9412	7.8451	8.9854	4.6950	88.0461		
	S	138.180	89.833	95.664	93.171	126.902	84.205	80.178	90.016	118.319	69.963	95.306	126.053	99.725		
16	T	6.8032	12.9138	5.7750	10.8536											
	S	134.496	70.485	67.651	77.017											

Event: USF2000 Royal Purple GP of Indy  
 Track: Indianapolis Motor Speedway RC  
 Report: Section Data Report  
 Session: Race 1

Round 3 / 4  
 2.439 mile(s)  
 USF2000  
 May 11, 2018



Section Data for Car 82 - Tomaselli, Bruna

Lap	T/SF to I1	I1 to I2	I2 to I3A	I3A to I3	I3 to I4	I4 to I5A	I5A to I5	I5 to I6	I6 to I7	I7 to I8	I8 to I9	I9 to SF	Lap	PI to PO	PO to SF	
1	T	7.8873	12.2526	4.3418	9.7764	9.9286	7.7866	5.6914	8.5529	6.2259	8.3916	9.3339	4.7521	94.9211	256.7191	112.1310
	S	116.009	74.288	89.982	85.503	123.747	76.618	81.702	86.334	112.908	65.406	91.748	124.538	92.502	5.534	71.887
2	T	6.5517	11.3613	4.2155	9.0542	9.8690	6.8942	5.4732	8.1904	6.1379	8.1446	9.2453	4.7954	89.9327		
	S	139.658	80.116	92.677	92.323	124.495	86.535	84.959	90.155	114.527	67.390	92.627	123.414	97.633		
3	T	6.6166	10.7844	4.0922	9.4470	9.8119	7.1819	5.5914	8.3411	6.0134			5.8916	92.3833		
	S	138.289	84.402	95.470	88.484	125.219	83.069	83.163	88.527	116.898			100.451	95.043		
4	T	7.4528	11.5115	7.3348	16.2224	20.6401	11.0096	7.1488	11.4615	13.1771	9.3314	12.7339	8.4821	136.5060		
	S	122.773	79.071	53.264	51.528	59.527	54.188	65.046	64.425	53.347	58.819	67.251	69.773	64.322		
5	T	16.3281	16.8905	7.0084	18.9388	17.0378	9.0117	6.0427	12.9580	11.6083				154.6324	112.4453	
	S	56.038	53.890	55.745	44.137	72.112	66.202	76.952	56.985	60.556				56.782	12.633	
6	T			4.1235	9.0755	9.9300	6.9270	5.4966	8.1194	6.1336	7.8999	9.0910	4.8581	178.9133		86.1413
	S			94.745	92.106	123.730	86.125	84.598	90.944	114.607	69.477	94.199	121.821	49.076		93.576
7	T	6.8051	10.2980	4.0701	8.8966	9.9017	6.7316	5.4380	8.1121	6.0877	7.7269	9.1865	4.8512	88.1055		
	S	134.458	88.389	95.988	93.958	124.083	88.625	85.509	91.026	115.471	71.033	93.220	121.994	99.658		
8	T	6.8199	10.1836	4.0574	8.8649	9.9159	7.1494	5.9009	8.3686	6.6508	8.0689	9.0908	4.8568	89.9279		
	S	134.166	89.382	96.289	94.294	123.906	83.446	78.802	88.236	105.695	68.022	94.201	121.854	97.638		
9	T	6.8078	10.2839	4.1027	8.9700	9.9510	7.0491	5.8905	8.3165	6.1005	8.0074	10.8178	10.2379	96.5351		
	S	134.405	88.510	95.226	93.189	123.469	84.634	78.941	88.788	115.229	68.545	79.162	57.807	90.956		
10	T	15.2979	14.6930	4.2779	10.8507	20.2681	10.3926	8.0934	13.3273	12.7578	8.8888	12.9975	9.8810	141.7260		
	S	59.812	61.950	91.326	77.037	60.619	57.405	57.454	55.406	55.100	61.748	65.887	59.895	61.953		
11	T	16.1658	17.2165	4.5205	9.9299	18.9697	10.7561	7.4969	14.3473	12.4380	8.0647	9.0741	4.8011	133.7806		
	S	56.601	52.869	86.424	84.181	64.768	55.465	62.026	51.467	56.517	68.058	94.374	123.267	65.633		
12	T	6.7089	10.4539	4.0620	8.9939	9.9176	6.7402	5.4384	8.3190	6.0861	8.0129	9.1640	4.8521	88.7490		
	S	136.386	87.071	96.180	92.942	123.884	88.512	85.503	88.762	115.502	68.498	93.449	121.972	98.935		
13	T	6.6375	10.4797	4.1027	9.2380	9.8810	7.0219	5.4166	8.1715	6.0136	8.2042	9.0283	4.7509	88.9459		
	S	137.853	86.856	95.226	90.486	124.343	84.961	85.847	90.364	116.894	66.900	94.853	124.570	98.716		
14	T	6.5784	10.4072	4.0460	9.2631	9.9820	6.8042	5.4347	8.1243	6.0598	8.1115	9.1119	4.8015	88.7246		
	S	139.092	87.461	96.560	90.241	123.085	87.680	85.561	90.889	116.003	67.665	93.983	123.257	98.962		
15	T	6.5678	11.2351	4.2439	9.3481	9.8581	7.1460	5.9239	8.3644	6.0233	8.1847	9.2473	4.8052	90.9478		
	S	139.316	81.016	92.057	89.420	124.632	83.486	78.496	88.280	116.706	67.060	92.607	123.162	96.543		
16	T	7.0094	11.7295	4.3084												
	S	130.539	77.602	90.679												

Event: USF2000 Royal Purple GP of Indy

Round 3 / 4

Track: Indianapolis Motor Speedway RC

2.439 mile(s)



Report: Section Data Report

USF2000

Session: Race 1

May 11, 2018

Section Data for Car 82 - Tomaselli, Bruna

Lap	T/SF to PI
1	T
	S
2	T
	S
3	T
	S
4	T
	S
5	T 134.9591
	S 59.301
6	T
	S
7	T
	S
8	T
	S
9	T
	S
10	T
	S
11	T
	S
12	T
	S
13	T
	S
14	T
	S
15	T
	S
16	T
	S

Event: USF2000 Royal Purple GP of Indy

Round 3 / 4

Track: Indianapolis Motor Speedway RC

2.439 mile(s)



Report: Section Data Report

USF2000

Session: Race 1

May 11, 2018

Section Data for Car 90 - Cabrera, Manuel (R)

Lap	T/SF to I1	I1 to I2	I2 to I3A	I3A to I3	I3 to I4	I4 to I5A	I5A to I5	I5 to I6	I6 to I7	I7 to I8	I8 to I9	I9 to SF	Lap	PI to PO	PO to SF	
1	T	7.8674	11.6812	4.3457	9.7156	10.0439	7.2682	6.1071	8.3365	6.0587	8.0466	9.2115	4.8328	93.5152	258.4709	116.3239
	S	116.303	77.922	89.901	86.038	122.327	82.082	76.141	88.575	116.024	68.211	92.967	122.459	93.893	5.496	69.296
2	T	6.6310	10.5756	4.0720	9.4613	9.7832	7.3573	5.6348	8.1345	5.9954	7.7421	9.0572	4.7973	89.2417		
	S	137.988	86.069	95.943	88.350	125.586	81.088	82.523	90.775	117.249	70.893	94.551	123.365	98.389		
3	T	6.6508	10.1214	4.1478	9.0319	9.9292	6.7376	5.6617	8.3665	5.9301	8.0093	9.2280	4.8499	88.6642		
	S	137.577	89.931	94.190	92.551	123.740	88.547	82.131	88.258	118.540	68.528	92.801	122.027	99.030		
4	T	7.0584	12.5644	8.7823	17.0863	20.4715	10.9035	8.3095	10.1830	13.2136	8.7747	13.3785	8.9366	139.6623		
	S	129.633	72.445	44.485	48.923	60.017	54.716	55.960	72.514	53.199	62.551	64.010	66.224	62.869		
5	T	15.2537	17.1263	6.9460	19.0786	16.7875	9.6003	6.6041	13.3420	10.7781	10.2257	14.6633	9.0019	149.4075		
	S	59.985	53.148	56.246	43.814	73.188	62.143	70.411	55.345	65.221	53.675	58.402	65.744	58.768		
6	T	15.6041	15.2878	4.7097	12.2694	19.3346	10.4514	5.6757	13.0938	10.5259	9.0084	12.6532	5.7282	134.3422		
	S	58.638	59.539	82.953	68.130	63.546	57.082	81.928	56.394	66.783	60.928	67.680	103.317	65.358		
7	T	7.1279	10.6738	4.2608	9.5579	9.8827	7.1355	5.3456	8.2274	5.9734	7.6576	9.0563	4.8391	89.7380		
	S	128.369	85.277	91.692	87.457	124.322	83.609	86.987	89.750	117.681	71.676	94.560	122.299	97.845		
8	T	6.7224	10.0007	4.0726	9.1972	9.8340	6.6594	5.4154	8.0433	5.9291	7.7211	9.0643	4.8052	87.4647		
	S	136.112	91.016	95.929	90.887	124.938	89.586	85.866	91.804	118.560	71.086	94.477	123.162	100.388		
9	T	7.2606	13.8229	4.5830	14.3073	20.9954	10.9205	9.1980	11.6481	11.5606	9.3963	13.7198	9.6191	137.0316		
	S	126.023	65.849	85.246	58.425	58.519	54.630	50.554	63.393	60.806	58.413	62.418	61.525	64.076		
10	T	14.9297	15.1360	5.9139	13.7756	18.3778	11.1767	8.7565	13.1219	10.0455	10.8526	13.2030	9.1669	144.4561		
	S	61.287	60.137	66.062	60.680	66.854	53.378	53.103	56.273	69.977	50.574	64.861	64.560	60.782		
11	T	15.2965	15.5110	5.6107	12.4583	19.5062	11.6384	6.3102	14.4937	13.3093	9.5188	9.2223	4.8054	137.6808		
	S	59.818	58.683	69.632	67.097	62.987	51.261	73.690	50.947	52.817	57.661	92.858	123.157	63.774		
12	T	6.7354	10.4244	4.2166	9.2839	9.8993	7.3956	5.5086	8.2543	6.0156	7.6633	9.2594	4.8624	89.5188		
	S	135.849	87.317	92.653	90.039	124.113	80.668	84.413	89.458	116.855	71.622	92.486	121.713	98.084		
13	T	6.7689	10.6269	4.1395	9.1018	9.9265	6.7102	5.4133	8.1075	5.9661	7.6908	9.0696	4.8108	88.3319		
	S	135.177	85.653	94.379	91.840	123.773	88.908	85.900	91.077	117.825	71.366	94.421	123.019	99.402		
14	T	6.7322	10.2714	4.1223	9.1379	10.0920	6.6812	5.3133	8.1350	5.9916	7.7363	9.0655	4.7918	88.0705		
	S	135.914	88.618	94.773	91.477	121.744	89.294	87.516	90.769	117.323	70.947	94.464	123.506	99.697		
15	T	6.6656	10.2114	4.1597	9.1992	9.8653	6.8528	5.6174	8.4659	6.0021	8.0475	9.2923	4.8401	89.2193		
	S	137.272	89.138	93.921	90.868	124.541	87.058	82.779	87.222	117.118	68.203	92.158	122.274	98.414		
16	T	7.1694	13.4966	5.5413	10.4935											
	S	127.626	67.441	70.504	79.660											

Event: USF2000 Royal Purple GP of Indy

Round 3 / 4

Track: Indianapolis Motor Speedway RC

2.439 mile(s)



Report: Section Data Report

USF2000

Session: Race 1

May 11, 2018

Section Data for Car 91 - Fraga, Igor (R)

Lap	T/SF to I1	I1 to I2	I2 to I3A	I3A to I3	I3 to I4	I4 to I5A	I5A to I5	I5 to I6	I6 to I7	I7 to I8	I8 to I9	I9 to SF	Lap	PI to PO	PO to SF	
1	T	7.7931	12.0346	4.2851	9.5057	9.8318	7.2538	5.5648	8.4102	6.0416	7.7129	9.0449	4.8110	92.2895	259.2913	124.8324
	S	117.412	75.634	91.172	87.938	124.966	82.245	83.561	87.799	116.352	71.162	94.679	123.014	95.140	5.479	64.573
2	T	6.6703	10.3908	4.3083	9.4280	9.7468	6.8566	5.3486	8.3052	5.9878	8.0294	9.0915	4.8480	89.0113		
	S	137.175	87.599	90.681	88.662	126.055	87.010	86.939	88.909	117.398	68.357	94.194	122.075	98.644		
3	T	6.8303	10.3002	4.1754	8.9742	9.9295	6.6069	5.1852	8.2113	5.9961	7.7139	9.0712	4.8659	87.8601		
	S	133.962	88.370	93.568	93.146	123.736	90.298	89.678	89.926	117.235	71.153	94.405	121.626	99.936		
4	T	6.7917	12.1519	8.0226	16.8971	21.4114	11.3127	7.8697	10.9078	11.8436	9.9894	14.0050	8.9682	140.1711		
	S	134.723	74.904	48.698	49.471	57.382	52.736	59.087	67.696	59.353	54.945	61.147	65.991	62.641		
5	T	14.2875	17.5787	6.9112	17.7557	17.7569	10.1160	7.1394	11.8610	11.2933	10.8033	13.8244	9.4435	148.7709		
	S	64.042	51.780	56.529	47.078	69.192	58.975	65.132	62.255	62.245	50.805	61.946	62.669	59.020		
6	T	15.0559	14.3673	6.2327	12.2806	19.5950	9.7847	7.0579	12.9645	10.9908	9.1994	12.8995	5.6776	136.1059		
	S	60.774	63.354	62.683	68.067	62.702	60.972	65.884	56.956	63.958	59.663	66.387	104.237	64.512		
7	T	6.9872	11.2086	4.6867	9.5671	9.7394	7.0816	5.4246	8.0600	5.9473	7.7429	9.0012	4.8380	90.2846		
	S	130.954	81.208	83.360	87.373	126.151	84.245	85.721	91.614	118.197	70.886	95.139	122.327	97.252		
8	T	6.7876	10.2611	4.1394	8.8844	9.9036	6.6302	5.2308	8.0447	5.9185	7.7417	9.0190	4.8311	87.3921		
	S	134.805	88.707	94.381	94.087	124.060	89.981	88.897	91.788	118.772	70.897	94.951	122.502	100.471		
9	T	7.3397	13.3920	4.9991	14.2879	20.7235	11.2763	8.9170	11.8460	11.3959	9.5429	13.3778	9.8213	136.9194		
	S	124.664	67.968	78.150	58.505	59.287	52.907	52.148	62.334	61.685	57.515	64.014	60.259	64.128		
10	T	15.0202	14.7525	6.3245	13.5512	18.8054	10.7986	8.8105	12.7863	10.4311	10.4701	13.1059	9.6447	144.5010		
	S	60.918	61.700	61.773	61.685	65.334	55.247	52.778	57.750	67.390	52.422	65.342	61.362	60.764		
11	T	15.3839	15.4874	5.5477	12.6359	19.5625	11.6088	6.4644	14.4417	13.1685	9.9855	9.0906	4.8106	138.1875		
	S	59.478	58.772	70.422	66.154	62.806	51.391	71.932	51.130	53.382	54.966	94.203	123.024	63.540		
12	T	6.7009	10.1466	4.1755	8.9520	9.7576	6.8283	5.3340	8.4647	6.0620	7.7735	8.9904	4.8003	87.9858		
	S	136.549	89.708	93.565	93.377	125.916	87.370	87.177	87.234	115.961	70.607	95.253	123.288	99.793		
13	T	6.6939	10.2269	4.1473	9.3108	9.9798	7.0141	5.3573	8.2063	5.9934	7.7031	9.0629	4.8327	88.5285		
	S	136.692	89.003	94.201	89.778	123.112	85.056	86.797	89.981	117.288	71.252	94.491	122.461	99.182		
14	T	6.7688	10.3781	4.1159	9.1306	9.9975	7.0576	5.4322	8.6312	6.1715	8.2933	9.0583	4.7675	89.8025		
	S	135.179	87.707	94.920	91.550	122.894	84.532	85.601	85.551	113.903	66.182	94.539	124.136	97.775		
15	T	6.6469	10.4458	4.1368	9.2351	9.8809	6.7829	5.5662	8.0397	5.8970	7.7417	8.9526	4.7676	88.0932		
	S	137.658	87.138	94.441	90.514	124.345	87.955	83.540	91.845	119.205	70.897	95.655	124.133	99.672		
16	T	7.4396	12.1473	4.7264	9.3581											
	S	122.990	74.932	82.659	89.325											



Event: USF2000 Royal Purple GP of Indy

Track: Indianapolis Motor Speedway RC

Report: Section Data Report

Session: Race 1

Round 3 / 4

2.439 mile(s)








USF2000

May 11, 2018

Section Data for Car

Report Support Information

Section Legend	
Name	Length
SF to I1	0.254167 miles
I1 to I2	0.252841 miles
I2 to I3A	0.108523 miles
I3A to I3	0.232197 miles
I3 to I4	0.341288 miles
I4 to I5A	0.165720 miles
I5A to I5	0.129167 miles
I5 to I6	0.205114 miles
I6 to I7	0.195265 miles
I7 to I8	0.152462 miles
I8 to I9	0.237879 miles
I9 to SF	0.164394 miles
I2 to I3	0.340720 miles
I4 to I5	0.294886 miles
Lap	2.439000 miles
PI to PO	0.394602 miles
PO to SF	2.239110 miles
SF to PI	2.223106 miles
PO to I2	0.307102 miles
I7 to PI	0.338826 miles
PO to PI	2.023201 miles

Color Legend	
	Fastest Lap
	Section Under Caution
	Section Under Green
	Section Time Data
	Section Speed Data

