

Event: Andersen Companies USF2000 GP at NJMP  
Track: New Jersey Motorsports Park  
Report: Section Data Report  
Session: Race 2

Round 13/14/15  
2.14 mile(s)  
USF2000 Championship  
October 11, 2020



Section Data for Car 1 - Campbell, Prescott (R)

Lap	T/SF to I1	I1 to I2	I2 to I3	I3 to SF	Lap	
1	T	25.8563	19.3040	26.6878	13.5835	85.4316
	S	84.593	91.408	82.009	115.146	90.177
2	T	21.7333	18.3814	26.0618	13.5665	79.7430
	S	100.642	95.996	83.979	115.291	96.610
3	T	21.3035	18.4005	26.6364	13.4722	79.8126
	S	102.672	95.897	82.167	116.098	96.526
4	T	21.4928	18.4960	26.2400	13.5270	79.7558
	S	101.768	95.401	83.408	115.627	96.595
5	T	21.2266	18.3472	25.8207	13.5590	78.9535
	S	103.044	96.175	84.763	115.354	97.576
6	T	21.1422	18.2250	25.7707	13.5185	78.6564
	S	103.455	96.820	84.927	115.700	97.945
7	T	21.1182	18.2791	25.9832	13.5231	78.9036
	S	103.573	96.533	84.233	115.661	97.638
8	T	21.1381	18.1923	25.9423	13.5731	78.8458
	S	103.475	96.994	84.366	115.235	97.710
9	T	20.9639	18.2631	25.9127	13.5357	78.6754
	S	104.335	96.618	84.462	115.553	97.921
10	T	20.9685	18.2105	26.0850	13.5559	78.8199
	S	104.312	96.897	83.904	115.381	97.742
11	T	20.9323	18.2784	26.1353	13.5223	78.8683
	S	104.493	96.537	83.743	115.668	97.682
12	T	21.1355	18.3150	26.0518	13.5324	79.0347
	S	103.488	96.344	84.011	115.581	97.476
13	T	21.1852	18.2862	26.1631	13.5699	79.2044
	S	103.245	96.496	83.654	115.262	97.267
14	T	21.0113	18.3137	26.1504	13.5154	78.9908
	S	104.100	96.351	83.694	115.727	97.530
15	T	21.3947	18.6016	26.4622	13.4823	79.9408
	S	102.234	94.860	82.708	116.011	96.371
16	T	21.7581	18.5810	26.4726	13.4960	80.3077
	S	100.527	94.965	82.676	115.893	95.931
17	T	21.2820	18.5313	26.7896	13.5949	80.1978
	S	102.776	95.220	81.697	115.050	96.062
18	T	21.1802	18.3134	25.9994	13.5732	79.0662
	S	103.270	96.353	84.180	115.234	97.437
19	T	21.1625	18.2694	26.2019	13.5559	79.1897
	S	103.356	96.585	83.530	115.381	97.285

**Event:** Andersen Companies USF2000 GP at NJMP  
**Track:** New Jersey Motorsports Park  
**Report:** Section Data Report  
**Session:** Race 2

**Round 13/14/15**  
**2.14 mile(s)**  
**USF2000 Championship**  
**October 11, 2020**



**Section Data for Car 1 - Campbell, Prescott (R)**

Lap	T/SF to I1	I1 to I2	I2 to I3	I3 to SF	Lap	
20	T	21.0554	18.3961	26.3719	13.5543	79.3777
	S	103.882	95.920	82.991	115.394	97.055
21	T	25.9858				
	S	84.172				

Event: Andersen Companies USF2000 GP at NJMP  
 Track: New Jersey Motorsports Park  
 Report: Section Data Report  
 Session: Race 2

Round 13/14/15  
 2.14 mile(s)



USF2000 Championship  
 October 11, 2020

Section Data for Car 10 - Shields, Cameron

Lap	T/SF to I1	I1 to I2	I2 to I3	I3 to SF	Lap	
1	T	23.9824	18.7395	26.3589	13.6425	82.7233
	S	91.203	94.162	83.032	114.648	93.130
2	T	21.2877	18.2856	25.6830	13.5630	78.8193
	S	102.748	96.499	85.217	115.320	97.743
3	T	20.8941	18.1254	25.6270	13.5544	78.2009
	S	104.684	97.352	85.404	115.394	98.515
4	T	20.9363	18.0313	25.6090	13.5655	78.1421
	S	104.473	97.860	85.464	115.299	98.590
5	T	20.8779	18.0573	25.6571	13.5651	78.1574
	S	104.765	97.719	85.303	115.303	98.570
6	T	20.9413	18.0877	25.6075	13.5471	78.1836
	S	104.448	97.555	85.469	115.456	98.537
7	T	20.9003	18.2357	25.7346	13.5341	78.4047
	S	104.653	96.763	85.046	115.567	98.259
8	T	20.7817	18.0632	25.7114	13.5310	78.0873
	S	105.250	97.687	85.123	115.593	98.659
9	T	20.9321	18.1592	25.8802	13.5553	78.5268
	S	104.494	97.171	84.568	115.386	98.107
10	T	20.9020	18.1294	25.8425	13.5573	78.4312
	S	104.644	97.331	84.691	115.369	98.226
11	T	20.9493	18.1553	25.8907	13.5349	78.5302
	S	104.408	97.192	84.534	115.560	98.102
12	T	20.9465	18.1743	25.8962	13.5514	78.5684
	S	104.422	97.090	84.516	115.419	98.055
13	T	20.8884	18.2038	25.9695	13.5798	78.6415
	S	104.712	96.933	84.277	115.178	97.964
14	T	20.9749	18.2838	25.9605	13.5192	78.7384
	S	104.280	96.509	84.306	115.694	97.843
15	T	21.0930	18.1593	25.9525	13.5864	78.7912
	S	103.697	97.170	84.332	115.122	97.777
16	T	21.0429	18.2038	26.0163	13.5207	78.7837
	S	103.944	96.933	84.126	115.681	97.787
17	T	21.0277	18.2700	25.9861	13.5675	78.8513
	S	104.019	96.582	84.223	115.282	97.703
18	T	21.0045	18.3387	25.9620	13.5335	78.8387
	S	104.134	96.220	84.302	115.572	97.719
19	T	21.2101	18.2554	26.1440	13.5906	79.2001
	S	103.124	96.659	83.715	115.086	97.273

**Event:** Andersen Companies USF2000 GP at NJMP  
**Track:** New Jersey Motorsports Park  
**Report:** Section Data Report  
**Session:** Race 2

**Round 13/14/15**  
**2.14 mile(s)**  
**USF2000 Championship**  
**October 11, 2020**



**Section Data for Car 10 - Shields, Cameron**

Lap	T/SF to I1	I1 to I2	I2 to I3	I3 to SF	Lap	
20	T	21.2278	18.1985	26.0913	13.6070	79.1246
	S	103.038	96.961	83.884	114.948	97.365
21	T	26.6878	26.7605			
	S	81.958	65.938			

Event: Andersen Companies USF2000 GP at NJMP  
Track: New Jersey Motorsports Park  
Report: Section Data Report  
Session: Race 2

Round 13/14/15  
2.14 mile(s)  
USF2000 Championship  
October 11, 2020



Section Data for Car 11 - Christodoulou, Nico (R)

Lap	T/SF to I1	I1 to I2	I2 to I3	I3 to SF	Lap	
1	T	25.8264	20.2402	26.8988	13.5272	86.4926
	S	84.691	87.180	81.366	115.626	89.071
2	T	21.6462	18.6347	26.2717	13.4723	80.0249
	S	101.046	94.691	83.308	116.097	96.270
3	T	21.2308	18.2941	26.0448	13.6168	79.1865
	S	103.024	96.454	84.034	114.865	97.289
4	T	21.3117	18.4288	26.1186	13.4816	79.3407
	S	102.632	95.749	83.796	116.017	97.100
5	T	21.3895	18.3388	26.2232	13.5131	79.4646
	S	102.259	96.219	83.462	115.746	96.949
6	T	21.4609	18.3886	26.2056	13.5461	79.6012
	S	101.919	95.959	83.518	115.464	96.782
7	T	21.1565	18.3862	26.0621	13.5424	79.1472
	S	103.385	95.971	83.978	115.496	97.338
8	T	21.1034	18.3189	26.0285	13.5687	79.0195
	S	103.646	96.324	84.086	115.272	97.495
9	T	21.1908	18.4007	26.1782	13.5688	79.3385
	S	103.218	95.896	83.605	115.271	97.103
10	T	21.1243	19.5050	26.3993	13.5174	80.5460
	S	103.543	90.466	82.905	115.709	95.647
11	T	21.3044	18.3483	26.0185	13.5051	79.1763
	S	102.668	96.169	84.118	115.815	97.302
12	T	21.4656	18.8499	26.3136		173.1634
	S	101.897	93.610	83.175		44.490
13	T		20.0319	27.1025	13.5652	96.7333
	S		88.087	80.754	115.302	79.642
14	T	21.6624	18.5502	26.0558	13.4839	79.7523
	S	100.971	95.123	83.998	115.997	96.599
15	T	21.1443	18.4589	25.6900	13.5231	78.8163
	S	103.445	95.593	85.194	115.661	97.746
16	T	20.9211	18.2362	25.8066	13.5688	78.5327
	S	104.549	96.761	84.809	115.271	98.099
17	T	20.9942	18.2088	25.7344	13.5391	78.4765
	S	104.185	96.906	85.047	115.524	98.170
18	T	21.1034	18.2585	25.8012	13.5398	78.7029
	S	103.646	96.642	84.827	115.518	97.887
19	T	21.1653	18.2463	25.8631	13.5294	78.8041
	S	103.342	96.707	84.624	115.607	97.761

Event: Andersen Companies USF2000 GP at NJMP  
Track: New Jersey Motorsports Park  
Report: Section Data Report  
Session: Race 2

Round 13/14/15  
2.14 mile(s)  
USF2000 Championship  
October 11, 2020



Section Data for Car 16 - Pierson, Josh (R)

Lap	T/SF to I1	I1 to I2	I2 to I3	I3 to SF	Lap	
1	T	25.8007	19.3340	26.5213	13.5909	85.2469
	S	84.776	91.266	82.524	115.084	90.373
2	T	21.5266	18.4954	26.0422	13.5720	79.6362
	S	101.608	95.405	84.042	115.244	96.740
3	T	21.3877	18.6690	26.4298	13.5319	80.0184
	S	102.268	94.517	82.809	115.585	96.278
4	T	21.4724	18.5414	26.1204	13.5269	79.6611
	S	101.864	95.168	83.790	115.628	96.710
5	T	21.2142	18.2236	25.7982	13.5744	78.8104
	S	103.104	96.827	84.837	115.224	97.754
6	T	21.0948	18.2099	25.7992	13.5833	78.6872
	S	103.688	96.900	84.833	115.148	97.907
7	T	21.0642	18.4040	25.8686	13.5638	78.9006
	S	103.838	95.878	84.606	115.314	97.642
8	T	21.0216	18.3604	25.7715	13.5869	78.7404
	S	104.049	96.106	84.925	115.118	97.840
9	T	21.0068	18.2163	25.8704	13.5761	78.6696
	S	104.122	96.866	84.600	115.209	97.929
10	T	21.1122	18.3107	25.9420	13.5247	78.8896
	S	103.602	96.367	84.367	115.647	97.655
11	T	21.0679	18.2786	26.0293	13.4808	78.8566
	S	103.820	96.536	84.084	116.024	97.696
12	T	21.1927	18.3173	26.1264	13.5035	79.1399
	S	103.209	96.332	83.771	115.829	97.347
13	T	21.1698	18.2992	26.1592	13.5054	79.1336
	S	103.320	96.427	83.666	115.812	97.354
14	T	21.1448	18.2715	26.1605	13.5343	79.1111
	S	103.443	96.574	83.662	115.565	97.382
15	T	21.5161	18.6541	26.2980	13.5744	80.0426
	S	101.657	94.593	83.224	115.224	96.249
16	T	21.7677	18.5583	26.4119	13.4751	80.2130
	S	100.482	95.081	82.866	116.073	96.044
17	T	21.2984	18.3676	26.1329	13.4646	79.2635
	S	102.697	96.068	83.750	116.163	97.195
18	T	21.4219	18.3435	26.1228	13.5002	79.3884
	S	102.105	96.195	83.783	115.857	97.042
19	T	21.2898	18.4059	26.1201	13.4579	79.2737
	S	102.738	95.868	83.791	116.221	97.182

Event: Andersen Companies USF2000 GP at NJMP

Round 13/14/15

Track: New Jersey Motorsports Park

2.14 mile(s)

Report: Section Data Report

USF2000 Championship

Session: Race 2

October 11, 2020



Section Data for Car 16 - Pierson, Josh (R)

Lap	T/SF to I1	I1 to I2	I2 to I3	I3 to SF	Lap	
20	T	21.3307	18.3677	26.1663	13.4775	79.3422
	S	102.541	96.068	83.643	116.052	97.098
21	T	26.4317				
	S	82.752				

Event: Andersen Companies USF2000 GP at NJMP

Round 13/14/15

Track: New Jersey Motorsports Park

2.14 mile(s)

Report: Section Data Report

USF2000 Championship

Session: Race 2

October 11, 2020



Section Data for Car 2 - Green, Josh (R)

Lap	T/SF to I1	I1 to I2	I2 to I3	I3 to SF	Lap	
1	T	25.5487	19.1994	26.5979	13.5517	84.8977
	S	85.612	91.906	82.286	115.417	90.745
2	T	21.5261	18.4083	25.9664	13.5365	79.4373
	S	101.610	95.856	84.287	115.546	96.982
3	T	21.7619	19.0103	26.3123	13.5393	80.6238
	S	100.509	92.820	83.179	115.522	95.555
4	T	21.5373	18.5559	25.8587	13.5003	79.4522
	S	101.557	95.093	84.638	115.856	96.964
5	T	21.0436	18.1966	25.7272	13.5675	78.5349
	S	103.940	96.971	85.071	115.282	98.097
6	T	20.9476	18.1787	25.7981	13.5531	78.4775
	S	104.416	97.067	84.837	115.405	98.168
7	T	20.9282	18.2158	25.9052	13.5482	78.5974
	S	104.513	96.869	84.486	115.446	98.019
8	T	20.9155	18.2239	25.9475	13.5045	78.5914
	S	104.577	96.826	84.349	115.820	98.026
9	T	21.0803	18.3042	26.0798	13.5004	78.9647
	S	103.759	96.401	83.921	115.855	97.563
10	T	21.5165	18.3105	26.1159	13.4987	79.4416
	S	101.656	96.368	83.805	115.870	96.977
11	T	21.1847	18.3233	26.1180	13.5080	79.1340
	S	103.248	96.301	83.798	115.790	97.354
12	T	21.1417	18.2709	26.1173	13.5237	79.0536
	S	103.458	96.577	83.800	115.656	97.453
13	T	21.1205	18.3427	26.1255	13.5260	79.1147
	S	103.562	96.199	83.774	115.636	97.378
14	T	21.0363	18.2651	26.1321	13.5723	79.0058
	S	103.976	96.607	83.753	115.241	97.512
15	T	21.8769	18.5507	26.1645	13.5457	80.1378
	S	99.981	95.120	83.649	115.468	96.134
16	T	21.9554	18.5470	26.3764	13.5187	80.3975
	S	99.623	95.139	82.977	115.698	95.824
17	T	21.1980	18.3620	26.1779	13.5473	79.2852
	S	103.183	96.098	83.606	115.454	97.168
18	T	21.2792	18.2536	26.1608	13.5913	79.2849
	S	102.789	96.668	83.661	115.080	97.169
19	T	21.1454	18.4039	26.2368	13.5548	79.3409
	S	103.440	95.879	83.419	115.390	97.100



**Event:** Andersen Companies USF2000 GP at NJMP  
**Track:** New Jersey Motorsports Park  
**Report:** Section Data Report  
**Session:** Race 2

**Round 13/14/15**  
**2.14 mile(s)**  
**USF2000 Championship**  
**October 11, 2020**



**Section Data for Car 2 - Green, Josh (R)**

Lap	T/SF to I1	I1 to I2	I2 to I3	I3 to SF	Lap	
20	T	21.1301	18.3810	26.2276	13.5598	79.2985
	S	103.515	95.998	83.448	115.348	97.152
21	T	26.3131	23.1624			
	S	83.125	76.181			

Event: Andersen Companies USF2000 GP at NJMP

Round 13/14/15

Track: New Jersey Motorsports Park

2.14 mile(s)

Report: Section Data Report

USF2000 Championship

Session: Race 2

October 11, 2020



Section Data for Car 21 - Sundaramoorthy, Yuven

Lap	T/SF to I1	I1 to I2	I2 to I3	I3 to SF	Lap	
1	T	24.8324	19.0054	26.4045	13.4673	83.7096
	S	88.081	92.844	82.889	116.140	92.032
2	T	21.5411	18.3714	25.8415	13.4931	79.2471
	S	101.540	96.049	84.695	115.918	97.215
3	T	21.7879	18.2904	25.7208	13.5878	79.3869
	S	100.389	96.474	85.092	115.110	97.044
4	T	21.0698	18.2518	25.7688	13.6688	78.7592
	S	103.811	96.678	84.934	114.428	97.817
5	T	21.0522	18.2327	25.7356	13.6275	78.6480
	S	103.898	96.779	85.043	114.775	97.955
6	T	21.0509	18.2831	25.9119	13.5911	78.8370
	S	103.904	96.512	84.465	115.082	97.721
7	T	21.0309	18.3120	25.8496	13.6106	78.8031
	S	104.003	96.360	84.668	114.917	97.763
8	T	21.2350	18.3483	25.8932	13.6414	79.1179
	S	103.003	96.169	84.526	114.658	97.374
9	T	21.1496	18.3820	25.9320	13.6219	79.0855
	S	103.419	95.993	84.399	114.822	97.414
10	T	21.3473	18.3277	25.8461	13.6351	79.1562
	S	102.461	96.278	84.680	114.711	97.327
11	T	21.0786	18.2818	25.9435	13.5699	78.8738
	S	103.767	96.519	84.362	115.262	97.675
12	T	21.1230	18.3216	25.9441	13.6432	79.0319
	S	103.549	96.310	84.360	114.643	97.480
13	T	21.3268	18.3418	25.9995	13.6506	79.3187
	S	102.560	96.204	84.180	114.580	97.127
14	T	21.1983	18.3726	25.8314	13.6424	79.0447
	S	103.182	96.042	84.728	114.649	97.464
15	T	21.2015	18.2527	26.0079	13.6440	79.1061
	S	103.166	96.673	84.153	114.636	97.388
16	T	21.0575	18.2271	25.8714	13.6217	78.7777
	S	103.871	96.809	84.597	114.823	97.794
17	T	21.2037	18.2573	25.8534	13.5903	78.9047
	S	103.155	96.649	84.656	115.089	97.637
18	T	21.2513	18.2909	26.0453	13.6005	79.1880
	S	102.924	96.471	84.032	115.002	97.287
19	T	21.1362	18.3956	26.0273	13.6136	79.1727
	S	103.485	95.922	84.090	114.892	97.306

Event: Andersen Companies USF2000 GP at NJMP

Round 13/14/15

Track: New Jersey Motorsports Park

2.14 mile(s)

Report: Section Data Report

USF2000 Championship

Session: Race 2

October 11, 2020



Section Data for Car 21 - Sundaramoorthy, Yuven

Lap	T/SF to I1	I1 to I2	I2 to I3	I3 to SF	Lap	
20	T	21.2538	18.3343	26.0094	13.6202	79.2177
	S	102.912	96.243	84.148	114.836	97.251
21	T	27.4551	19.7749			
	S	79.667	89.232			

Event: Andersen Companies USF2000 GP at NJMP

Round 13/14/15

Track: New Jersey Motorsports Park

2.14 mile(s)

Report: Section Data Report

USF2000 Championship

Session: Race 2

October 11, 2020



Section Data for Car 22 - Barrichello, Eduardo

Lap	T/SF to I1	I1 to I2	I2 to I3	I3 to SF	Lap	
1	T	24.3937	18.8514	26.1421	13.4732	82.8604
	S	89.665	93.603	83.721	116.089	92.976
2	T	21.4936	18.4325	25.7261	13.4558	79.1080
	S	101.764	95.730	85.075	116.239	97.386
3	T	20.9401	18.1308	25.6070	13.4589	78.1368
	S	104.454	97.323	85.470	116.212	98.596
4	T	20.9848	18.1192	25.6398	13.4804	78.2242
	S	104.231	97.385	85.361	116.027	98.486
5	T	20.9951	18.0894	25.7212	13.5522	78.3579
	S	104.180	97.546	85.091	115.412	98.318
6	T	20.8983	18.1049	25.6209	13.4897	78.1138
	S	104.663	97.462	85.424	115.947	98.625
7	T	20.8896	18.1660	25.6564	13.4521	78.1641
	S	104.706	97.135	85.306	116.271	98.562
8	T	20.9125	18.1269	25.6780	13.5324	78.2498
	S	104.592	97.344	85.234	115.581	98.454
9	T	20.9046	18.2235	25.7443	13.4740	78.3464
	S	104.631	96.828	85.014	116.082	98.333
10	T	21.0667	18.1523	25.8467	13.4618	78.5275
	S	103.826	97.208	84.678	116.187	98.106
11	T	20.9584	18.2627	25.8466	13.4580	78.5257
	S	104.363	96.620	84.678	116.220	98.108
12	T	20.9242	18.2290	25.8133	13.4400	78.4065
	S	104.533	96.799	84.787	116.376	98.257
13	T	21.1522	18.2347	25.9665	13.4963	78.8497
	S	103.406	96.769	84.287	115.890	97.705
14	T	21.0303	18.2541	25.9567	13.4621	78.7032
	S	104.006	96.666	84.319	116.185	97.887
15	T	21.1350	18.2060	25.9596	13.5004	78.8010
	S	103.491	96.921	84.309	115.855	97.765
16	T	21.0669	18.2602	26.0008	13.5117	78.8396
	S	103.825	96.633	84.176	115.758	97.717
17	T	21.0003	18.2585	26.0564	13.4573	78.7725
	S	104.154	96.642	83.996	116.226	97.801
18	T	21.0569	18.4358	26.0888	13.4802	79.0617
	S	103.874	95.713	83.892	116.029	97.443
19	T	21.1125	18.3430	26.1045	13.5208	79.0808
	S	103.601	96.197	83.841	115.680	97.419

Event: Andersen Companies USF2000 GP at NJMP

Round 13/14/15

Track: New Jersey Motorsports Park

2.14 mile(s)

Report: Section Data Report

USF2000 Championship

Session: Race 2

October 11, 2020



Section Data for Car 22 - Barrichello, Eduardo

Lap	T/SF to I1	I1 to I2	I2 to I3	I3 to SF	Lap	
20	T	21.1726	18.4002	26.1731	13.5489	79.2948
	S	103.307	95.898	83.622	115.440	97.156
21	T	26.6531	26.6318			
	S	82.064	66.257			

Event: Andersen Companies USF2000 GP at NJMP

Round 13/14/15

Track: New Jersey Motorsports Park

2.14 mile(s)

Report: Section Data Report

USF2000 Championship

Session: Race 2

October 11, 2020



Section Data for Car 23 - Round-Garrido, Matt

Lap	T/SF to I1	I1 to I2	I2 to I3	I3 to SF	Lap	
1	T	25.1584	19.0536	26.6660	13.6092	84.4872
	S	86.940	92.610	82.076	114.929	91.185
2	T	21.4708	18.4414	25.9399	13.6562	79.5083
	S	101.872	95.684	84.373	114.533	96.896
3	T	21.7845	18.7915	26.0645	13.6162	80.2567
	S	100.405	93.901	83.970	114.870	95.992
4	T	21.1783	18.2225	25.8741	13.5937	78.8686
	S	103.279	96.833	84.588	115.060	97.681
5	T	21.0635	18.2335	25.6451	13.6809	78.6230
	S	103.842	96.775	85.343	114.327	97.987
6	T	20.9815	18.1890	25.7502	13.5901	78.5108
	S	104.248	97.012	84.995	115.090	98.127
7	T	20.9564	18.2315	25.7309	13.5992	78.5180
	S	104.373	96.786	85.059	115.013	98.118
8	T	21.0851	18.2989	25.9007	13.5922	78.8769
	S	103.735	96.429	84.501	115.073	97.671
9	T	21.2258	18.3433	26.0959	13.5865	79.2515
	S	103.048	96.196	83.869	115.121	97.210
10	T	21.4525	18.2571	25.9875	13.6089	79.3060
	S	101.959	96.650	84.219	114.931	97.143
11	T	21.1368	18.3441	25.9294	13.6150	79.0253
	S	103.482	96.191	84.408	114.880	97.488
12	T	21.1623	18.2627	25.9483	13.6993	79.0726
	S	103.357	96.620	84.346	114.173	97.429
13	T	21.1652	18.3342	26.0023		93.9693
	S	103.343	96.243	84.171		81.984
14	T		18.4390	26.1954		156.3314
	S		95.696	83.550		49.280
15	T		19.5431	26.9867	13.6428	96.5834
	S		90.290	81.101	114.646	79.765
16	T	21.3989	18.3689	30.8359	13.6527	84.2564
	S	102.214	96.062	70.977	114.563	91.435
17	T	21.1970	18.2197	25.6905	13.6202	78.7274
	S	103.188	96.848	85.192	114.836	97.857
18	T	21.1420	18.2500	25.7174	13.5811	78.6905
	S	103.456	96.687	85.103	115.167	97.903
19	T	20.9294	18.2009	25.7001	13.6014	78.4318
	S	104.507	96.948	85.161	114.995	98.225

Event: Andersen Companies USF2000 GP at NJMP  
Track: New Jersey Motorsports Park  
Report: Section Data Report  
Session: Race 2

Round 13/14/15  
2.14 mile(s)  
USF2000 Championship  
October 11, 2020



Section Data for Car 3 - Gold, Reece

Lap	T/SF to I1	I1 to I2	I2 to I3	I3 to SF	Lap	
1	T	24.6675	18.9700	26.4364	13.5994	83.6733
	S	88.670	93.018	82.789	115.012	92.072
2	T	21.3399	18.2875	25.9898	13.7407	79.3579
	S	102.497	96.489	84.211	113.829	97.079
3	T	22.5918	18.3396	25.6684	13.6645	80.2643
	S	96.817	96.215	85.266	114.464	95.983
4	T	20.9093	18.1433	25.7346	13.5484	78.3356
	S	104.608	97.256	85.046	115.445	98.346
5	T	21.0269	18.2308	25.7399	13.5621	78.5597
	S	104.023	96.789	85.029	115.328	98.066
6	T	21.1377	18.2003	25.8857	13.5819	78.8056
	S	103.477	96.951	84.550	115.160	97.760
7	T	21.1130	18.3043	25.9312	13.5317	78.8802
	S	103.598	96.401	84.402	115.587	97.667
8	T	21.2021	18.3609	25.9389	13.5228	79.0247
	S	103.163	96.103	84.377	115.663	97.489
9	T	21.2733	18.3063	25.9082	13.5413	79.0291
	S	102.818	96.390	84.477	115.505	97.483
10	T	21.4799	18.2515	25.9732	13.5467	79.2513
	S	101.829	96.679	84.265	115.459	97.210
11	T	21.1001	18.2461	26.2600	13.6061	79.2123
	S	103.662	96.708	83.345	114.955	97.258
12	T	20.9825	18.2865	25.9249	13.5688	78.7627
	S	104.243	96.494	84.422	115.271	97.813
13	T	21.2156	18.3715	26.1099	13.5722	79.2692
	S	103.097	96.048	83.824	115.242	97.188
14	T	21.3233	18.2940	26.0739	13.5853	79.2765
	S	102.577	96.455	83.940	115.131	97.179
15	T	21.1581	18.1746	26.0871	13.6379	79.0577
	S	103.378	97.089	83.897	114.687	97.448
16	T	21.0708	18.1651	27.7118	13.5621	80.5098
	S	103.806	97.139	78.978	115.328	95.690
17	T	20.9722	18.1832	25.8066	13.6151	78.5771
	S	104.294	97.043	84.809	114.879	98.044
18	T	20.8791	18.0797	25.7731	13.5811	78.3130
	S	104.759	97.598	84.919	115.167	98.374
19	T	20.8184	18.1248	25.9954	13.5302	78.4688
	S	105.064	97.355	84.193	115.600	98.179

Event: Andersen Companies USF2000 GP at NJMP

Round 13/14/15

Track: New Jersey Motorsports Park

2.14 mile(s)

Report: Section Data Report

USF2000 Championship

Session: Race 2

October 11, 2020



Section Data for Car 3 - Gold, Reece

Lap	T/SF to I1	I1 to I2	I2 to I3	I3 to SF	Lap	
20	T	21.2814	18.3844	25.9731	13.5413	79.1802
	S	102.779	95.981	84.266	115.505	97.297
21	T	26.8559	21.2712			
	S	81.445	82.955			



Event: Andersen Companies USF2000 GP at NJMP

Round 13/14/15

Track: New Jersey Motorsports Park

2.14 mile(s)

Report: Section Data Report

USF2000 Championship

Session: Race 2

October 11, 2020



Section Data for Car 4 - d'Orlando, Michael

Lap	T/SF to I1	I1 to I2	I2 to I3	I3 to SF	Lap	
1	T	24.5764	18.8284	26.4219	13.5589	83.3856
	S	88.999	93.717	82.834	115.355	92.390
2	T	21.3216	18.4064	25.9688	13.5394	79.2362
	S	102.585	95.866	84.279	115.521	97.228
3	T	20.9401	18.2279	25.6579	13.5746	78.4005
	S	104.454	96.805	85.301	115.222	98.265
4	T	20.9791	18.1382	25.6541	13.5740	78.3454
	S	104.260	97.283	85.313	115.227	98.334
5	T	20.9417	18.1038	25.6670	13.5860	78.2985
	S	104.446	97.468	85.270	115.125	98.393
6	T	21.0052	18.1780	25.6766	13.5822	78.4420
	S	104.130	97.070	85.239	115.157	98.213
7	T	20.8298	18.1800	25.6457	13.5481	78.2036
	S	105.007	97.060	85.341	115.447	98.512
8	T	20.8659	18.2123	25.6802	13.5613	78.3197
	S	104.825	96.888	85.227	115.335	98.366
9	T	20.8116	18.2113	25.6551	13.5398	78.2178
	S	105.099	96.893	85.310	115.518	98.494
10	T	20.8365	18.1748	25.7474	13.5963	78.3550
	S	104.973	97.087	85.004	115.038	98.322
11	T	20.7599	18.2029	25.8921	13.5545	78.4094
	S	105.360	96.938	84.529	115.393	98.254
12	T	20.8644	18.1844	25.8194	13.5416	78.4098
	S	104.833	97.036	84.767	115.503	98.253
13	T	20.9530	18.2095	25.9956	13.5791	78.7372
	S	104.389	96.902	84.193	115.184	97.844
14	T	20.8742	18.2692	25.9182	13.5768	78.6384
	S	104.784	96.586	84.444	115.203	97.967
15	T	20.8832	18.2266	26.0583	13.5418	78.7099
	S	104.738	96.812	83.990	115.501	97.878
16	T	20.9334	18.2475	26.0305	13.5212	78.7326
	S	104.487	96.701	84.080	115.677	97.850
17	T	20.9162	18.2792	26.0905	13.5916	78.8775
	S	104.573	96.533	83.886	115.078	97.670
18	T	20.9431	18.2267	26.2028	13.5950	78.9676
	S	104.439	96.811	83.527	115.049	97.559
19	T	20.9523	18.2680	26.2805	13.5100	79.0108
	S	104.393	96.592	83.280	115.773	97.506

Event: Andersen Companies USF2000 GP at NJMP

Round 13/14/15

Track: New Jersey Motorsports Park

2.14 mile(s)

Report: Section Data Report

USF2000 Championship

Session: Race 2

October 11, 2020



Section Data for Car 4 - d'Orlando, Michael

Lap	T/SF to I1	I1 to I2	I2 to I3	I3 to SF	Lap	
20	T	21.0931	18.3159	26.2942	13.5340	79.2372
	S	103.696	96.340	83.236	115.568	97.227
21	T	26.5381	26.5263			
	S	82.420	66.521			

Event: Andersen Companies USF2000 GP at NJMP

Round 13/14/15

Track: New Jersey Motorsports Park

2.14 mile(s)

Report: Section Data Report

USF2000 Championship

Session: Race 2

October 11, 2020



Section Data for Car 40 - Miller, Jack William

Lap	T/SF to I1	I1 to I2	I2 to I3	I3 to SF	Lap	
1	T	24.9148	18.9232	26.6093	13.6509	84.0982
	S	87.790	93.248	82.251	114.578	91.607
2	T	21.3127	18.3940	26.0581	13.7291	79.4939
	S	102.628	95.930	83.991	113.925	96.913
3	T	22.0184	18.4889	25.8806	13.6276	80.0155
	S	99.338	95.438	84.567	114.774	96.281
4	T	21.0320	18.1525	25.8477	13.6582	78.6904
	S	103.997	97.207	84.674	114.517	97.903
5	T	20.9153	18.1239	25.9016	13.6651	78.6059
	S	104.578	97.360	84.498	114.459	98.008
6	T	20.9067	18.2072	25.8539	13.6376	78.6054
	S	104.621	96.915	84.654	114.690	98.009
7	T	20.8849	18.2330	25.9732	13.5940	78.6851
	S	104.730	96.778	84.265	115.057	97.909
8	T	21.0175	18.3464	26.0644	13.6762	79.1045
	S	104.069	96.179	83.970	114.366	97.390
9	T	21.0925	18.2965	26.0277	13.6416	79.0583
	S	103.699	96.442	84.089	114.656	97.447
10	T	21.1593	18.3580	26.0702	13.6525	79.2400
	S	103.372	96.119	83.952	114.564	97.224
11	T	21.0938	18.2452	26.1017	13.6060	79.0467
	S	103.693	96.713	83.850	114.956	97.461
12	T	21.1639	18.2355	26.1100	13.6925	79.2019
	S	103.349	96.764	83.824	114.230	97.270
13	T	21.1531	18.3280	26.1041	13.7743	79.3595
	S	103.402	96.276	83.843	113.551	97.077
14	T	21.1702	18.2814	26.0224	13.7257	79.1997
	S	103.318	96.521	84.106	113.953	97.273
15	T	22.1253	18.3535	26.0827	13.7050	80.2665
	S	98.858	96.142	83.911	114.126	95.980
16	T	22.3091	18.6292	26.1756	13.6218	80.7357
	S	98.044	94.719	83.614	114.823	95.422
17	T	21.1066	18.3840	25.9134	13.6939	79.0979
	S	103.630	95.983	84.460	114.218	97.398
18	T	21.1838	18.3198	26.0035	13.6836	79.1907
	S	103.252	96.319	84.167	114.304	97.284
19	T	21.3099	18.3706	25.9385	13.6364	79.2554
	S	102.641	96.053	84.378	114.700	97.205

**Event:** Andersen Companies USF2000 GP at NJMP  
**Track:** New Jersey Motorsports Park  
**Report:** Section Data Report  
**Session:** Race 2

**Round 13/14/15**  
**2.14 mile(s)**  
**USF2000 Championship**  
**October 11, 2020**



**Section Data for Car 40 - Miller, Jack William**

Lap	T/SF to I1	I1 to I2	I2 to I3	I3 to SF	Lap	
20	T	21.2049	18.3916	26.0676	13.6574	79.3215
	S	103.149	95.943	83.960	114.523	97.124
21	T	26.6164	23.0204			
	S	82.178	76.651			

Event: Andersen Companies USF2000 GP at NJMP  
Track: New Jersey Motorsports Park  
Report: Section Data Report  
Session: Race 2

Round 13/14/15  
2.14 mile(s)

USF2000 Championship  
October 11, 2020



Section Data for Car 41 - Vaccaro, Kent (R)

Lap	T/SF to I1	I1 to I2	I2 to I3	I3 to SF	Lap	
1	T	25.5757	19.9209	26.7472	13.6262	85.8700
	S	85.522	88.578	81.827	114.786	89.717
2	T	21.5354	18.7733	26.0810	14.0799	80.4696
	S	101.566	93.992	83.917	111.087	95.738
3	T	21.8070	18.6457	26.0266	13.6243	80.1036
	S	100.301	94.636	84.092	114.802	96.175
4	T	21.2760	18.6507	26.0229	13.6688	79.6184
	S	102.805	94.610	84.104	114.428	96.762
5	T	21.5796	18.6170	26.1551	13.7101	80.0618
	S	101.358	94.781	83.679	114.083	96.226
6	T	21.0590	18.3605	25.9313	14.1098	79.4606
	S	103.864	96.106	84.401	110.851	96.954
7	T	21.7180	18.5760	26.1791	13.6273	80.1004
	S	100.712	94.991	83.602	114.776	96.179
8	T	21.2313	18.4867	26.1728	14.1437	80.0345
	S	103.021	95.449	83.623	110.586	96.258
9	T	22.3098	19.2357	26.4926	14.2518	82.2899
	S	98.041	91.733	82.613	109.747	93.620
10	T	21.5642	18.7822	26.5023	14.2474	81.0961
	S	101.431	93.948	82.583	109.781	94.998
11	T	21.6399	18.7361	26.3834	14.2477	81.0071
	S	101.076	94.179	82.955	109.778	95.103
12	T	21.5827	18.9498	26.4657	14.3289	81.3271
	S	101.344	93.117	82.697	109.156	94.729
13	T	21.5974	19.0059	26.3251	14.4267	81.3551
	S	101.275	92.842	83.139	108.416	94.696
14	T	21.8075	18.9868	26.3401	14.2982	81.4326
	S	100.299	92.935	83.091	109.391	94.606
15	T	21.7222	18.7989	26.0253	14.2638	80.8102
	S	100.693	93.864	84.096	109.655	95.334
16	T	21.7157	18.8293	26.2464	14.2665	81.0579
	S	100.723	93.713	83.388	109.634	95.043
17	T	21.6390	18.6754	26.3110	13.7027	80.3281
	S	101.080	94.485	83.183	114.145	95.907
18	T	21.2528	18.6887	26.3605	13.8220	80.1240
	S	102.917	94.418	83.027	113.160	96.151
19	T	21.1913	18.6989	26.6639	14.4208	80.9749
	S	103.216	94.366	82.082	108.461	95.141

**Event:** Andersen Companies USF2000 GP at NJMP  
**Track:** New Jersey Motorsports Park  
**Report:** Section Data Report  
**Session:** Race 2

**Round 13/14/15**  
**2.14 mile(s)**  
**USF2000 Championship**  
**October 11, 2020**



**Section Data for Car 41 - Vaccaro, Kent (R)**

Lap	T/SF to I1	I1 to I2	I2 to I3	I3 to SF	Lap	
20	T	21.5678	18.8955	26.5775	14.3431	81.3839
	S	101.414	93.384	82.349	109.048	94.662

Event: Andersen Companies USF2000 GP at NJMP

Round 13/14/15

Track: New Jersey Motorsports Park

2.14 mile(s)

Report: Section Data Report

USF2000 Championship

Session: Race 2

October 11, 2020



Section Data for Car 44 - Brooks, Christian (R)

Lap	T/SF to I1	I1 to I2	I2 to I3	I3 to SF	Lap	
1	T	25.2534	19.1685	26.7015	13.4490	84.5724
	S	86.613	92.054	81.967	116.298	91.094
2	T	21.6497	18.3872	26.0499	13.4849	79.5717
	S	101.030	95.966	84.017	115.988	96.818
3	T	21.6519	18.5393	26.3176	13.4363	79.9451
	S	101.020	95.179	83.162	116.408	96.366
4	T	21.7899	18.3909	25.8327	13.5309	79.5444
	S	100.380	95.947	84.723	115.594	96.852
5	T	20.9461	18.0859	25.6692	13.4902	78.1914
	S	104.424	97.565	85.263	115.943	98.527
6	T	20.9972	18.1090	25.8277	13.4591	78.3930
	S	104.170	97.440	84.740	116.211	98.274
7	T	21.0642	18.1453	25.8362	13.4182	78.4639
	S	103.838	97.245	84.712	116.565	98.185
8	T	21.1577	18.2208	26.0685	13.4700	78.9170
	S	103.380	96.842	83.957	116.117	97.622
9	T	21.2550	18.2316	26.1692	13.4103	79.0661
	S	102.906	96.785	83.634	116.634	97.437
10	T	21.6292	18.2510	26.0987	13.4621	79.4410
	S	101.126	96.682	83.860	116.185	96.978
11	T	21.2682	18.2536	26.0133	13.4559	78.9910
	S	102.842	96.668	84.135	116.238	97.530
12	T	21.3257	18.2639	26.0351	13.4910	79.1157
	S	102.565	96.614	84.065	115.936	97.376
13	T	21.2357	18.2910	26.1055	13.4964	79.1286
	S	103.000	96.471	83.838	115.889	97.360
14	T	21.0175	18.2577	26.0333	13.4652	78.7737
	S	104.069	96.647	84.071	116.158	97.799
15	T	22.3443	18.3490	26.0866	13.5125	80.2924
	S	97.890	96.166	83.899	115.751	95.949
16	T	22.0259	18.3285	25.8832	13.5808	79.8184
	S	99.305	96.273	84.558	115.169	96.519
17	T	21.0382	18.2049	25.8003	13.5418	78.5852
	S	103.967	96.927	84.830	115.501	98.034
18	T	20.9638	18.1845	25.7734	13.5346	78.4563
	S	104.336	97.036	84.918	115.562	98.195
19	T	21.0254	18.2606	25.9480	13.5366	78.7706
	S	104.030	96.631	84.347	115.545	97.803

Event: Andersen Companies USF2000 GP at NJMP

Round 13/14/15

Track: New Jersey Motorsports Park

2.14 mile(s)

Report: Section Data Report

USF2000 Championship

Session: Race 2

October 11, 2020



Section Data for Car 44 - Brooks, Christian (R)

Lap	T/SF to I1	I1 to I2	I2 to I3	I3 to SF	Lap	
20	T	21.0785	18.2247	25.9936	13.5473	78.8441
	S	103.768	96.822	84.199	115.454	97.712
21	T	28.0996	23.5018			
	S	77.840	75.081			



Event: Andersen Companies USF2000 GP at NJMP  
Track: New Jersey Motorsports Park  
Report: Section Data Report  
Session: Race 2

Round 13/14/15  
2.14 mile(s)  
USF2000 Championship  
October 11, 2020



Section Data for Car 5 - Brichacek, Wyatt (R)

Lap	T/SF to I1	I1 to I2	I2 to I3	I3 to SF	Lap	
1	T	25.8097	35.9212	26.8456	25.3654	148.6612
	S	84.746	49.123	81.527	61.662	51.823
2	T		18.7993	30.5863	13.7762	105.5929
	S		93.862	71.556	113.536	72.959
3	T	21.3538	18.5599	25.8368	13.7450	79.4955
	S	102.430	95.073	84.710	113.793	96.911
4	T	21.0699	18.3424	25.7740	13.7847	78.9710
	S	103.810	96.200	84.916	113.466	97.555
5	T	21.3219	18.4240	25.7796	13.7348	79.2603
	S	102.583	95.774	84.898	113.878	97.199
6	T	20.9891	18.3354	25.6870	13.6899	78.7014
	S	104.210	96.237	85.204	114.251	97.889
7	T	21.2445	18.5336	25.7743	13.7007	79.2531
	S	102.957	95.208	84.915	114.161	97.208
8	T	20.9481	18.3658	25.8476	13.6043	78.7658
	S	104.414	96.078	84.675	114.970	97.809
9	T	21.0054	18.4602	25.9205	13.7082	79.0943
	S	104.129	95.586	84.437	114.099	97.403
10	T	21.0204	18.3667	25.7760	13.7285	78.8916
	S	104.055	96.073	84.910	113.930	97.653
11	T	21.0581	18.3044	25.8799	13.7345	78.9769
	S	103.868	96.400	84.569	113.880	97.548
12	T	21.0170	18.3313	25.7934	13.7348	78.8765
	S	104.072	96.259	84.853	113.878	97.672
13	T	20.9631	18.3065	25.8102	13.7045	78.7843
	S	104.339	96.389	84.797	114.130	97.786
14	T	20.9796	18.3060	25.9283	13.7517	78.9656
	S	104.257	96.392	84.411	113.738	97.561
15	T	20.9512	26.6505	26.8492	13.7157	88.1666
	S	104.398	66.211	81.516	114.037	87.380
16	T	21.3266	18.4438	26.0113	13.7258	79.5075
	S	102.561	95.671	84.142	113.953	96.897
17	T	21.1992	18.4412	26.0122	13.8042	79.4568
	S	103.177	95.685	84.139	113.305	96.958
18	T	21.2257	18.4330	26.0039	13.7376	79.4002
	S	103.048	95.728	84.166	113.855	97.027
19	T	21.4232	18.5316	26.1329	13.7659	79.8536
	S	102.098	95.218	83.750	113.621	96.477

Event: Andersen Companies USF2000 GP at NJMP

Round 13/14/15

Track: New Jersey Motorsports Park

2.14 mile(s)

Report: Section Data Report

USF2000 Championship

Session: Race 2

October 11, 2020



Section Data for Car 5 - Brichacek, Wyatt (R)

Lap	T/SF to I1	I1 to I2	I2 to I3	I3 to SF	Lap
20	T	21.9573			
	S	99.615			

Event: Andersen Companies USF2000 GP at NJMP  
 Track: New Jersey Motorsports Park  
 Report: Section Data Report  
 Session: Race 2

Round 13/14/15  
 2.14 mile(s)  
 USF2000 Championship  
 October 11, 2020



Section Data for Car 6 - Rasmussen, Christian

Lap	T/SF to I1	I1 to I2	I2 to I3	I3 to SF	Lap	
1	T	23.4612	18.5945	25.9329	13.5996	81.5882
	S	93.229	94.896	84.396	115.010	94.425
2	T	21.2869	18.3793	25.6698	13.5861	78.9221
	S	102.752	96.007	85.261	115.124	97.615
3	T	21.0583	18.2206	25.4440	13.6256	78.3485
	S	103.867	96.843	86.018	114.791	98.330
4	T	20.8959	18.1260	25.4341	13.6193	78.0753
	S	104.675	97.349	86.051	114.844	98.674
5	T	20.8474	18.1685	25.5709	13.6553	78.2421
	S	104.918	97.121	85.591	114.541	98.464
6	T	20.9283	18.1409	25.5282	13.6053	78.2027
	S	104.513	97.269	85.734	114.962	98.513
7	T	20.9526	18.2227	25.5570	13.5957	78.3280
	S	104.391	96.832	85.637	115.043	98.356
8	T	20.8709	18.1704	25.6163	13.6586	78.3162
	S	104.800	97.111	85.439	114.513	98.370
9	T	20.9424	18.1704	25.5808	13.6175	78.3111
	S	104.442	97.111	85.558	114.859	98.377
10	T	20.8861	18.1730	25.6171	13.6194	78.2956
	S	104.724	97.097	85.437	114.843	98.396
11	T	21.0290	18.2870	25.7522	13.6085	78.6767
	S	104.012	96.492	84.988	114.935	97.920
12	T	20.9890	18.2489	25.7895	13.6088	78.6362
	S	104.210	96.693	84.865	114.932	97.970
13	T	20.8579	18.2971	25.8440	13.6220	78.6210
	S	104.865	96.439	84.686	114.821	97.989
14	T	21.1095	18.2993	25.8420	13.6277	78.8785
	S	103.616	96.427	84.693	114.773	97.669
15	T	21.0670	18.2545	25.7509	13.6447	78.7171
	S	103.825	96.664	84.993	114.630	97.869
16	T	21.0640	18.2878	25.9492	13.6462	78.9472
	S	103.839	96.488	84.343	114.617	97.584
17	T	20.9979	18.2926	25.9936	13.6272	78.9113
	S	104.166	96.462	84.199	114.777	97.629
18	T	21.1069	18.3178	26.0041	13.6626	79.0914
	S	103.628	96.330	84.165	114.480	97.406
19	T	21.0350	18.2758	25.8654	13.6402	78.8164
	S	103.983	96.551	84.616	114.668	97.746

Event: Andersen Companies USF2000 GP at NJMP

Round 13/14/15

Track: New Jersey Motorsports Park

2.14 mile(s)

Report: Section Data Report

USF2000 Championship

Session: Race 2

October 11, 2020



Section Data for Car 6 - Rasmussen, Christian

Lap	T/SF to I1	I1 to I2	I2 to I3	I3 to SF	Lap	
20	T	21.1115	18.3144	26.0370	13.6455	79.1084
	S	103.606	96.347	84.059	114.623	97.385
21	T	27.0209	26.6994			
	S	80.947	66.089			

Event: Andersen Companies USF2000 GP at NJMP

Round 13/14/15

Track: New Jersey Motorsports Park

2.14 mile(s)

Report: Section Data Report

USF2000 Championship

Session: Race 2

October 11, 2020



Section Data for Car 7 - Bogle, Christian

Lap	T/SF to I1	I1 to I2	I2 to I3	I3 to SF	Lap	
1	T	25.6759	19.6336	26.5487	13.5691	85.4273
	S	85.188	89.874	82.439	115.269	90.182
2	T	21.6539	18.5848	26.0362	13.6441	79.9190
	S	101.011	94.946	84.061	114.635	96.398
3	T	21.4108	18.4357	26.3047	13.6324	79.7836
	S	102.157	95.714	83.203	114.733	96.561
4	T	21.3098	18.5315	26.2945	13.6276	79.7634
	S	102.642	95.219	83.236	114.774	96.586
5	T	21.1502	18.4644	25.9163	13.6653	79.1962
	S	103.416	95.565	84.450	114.457	97.277
6	T	21.1252	18.3507	25.9448	13.6732	79.0939
	S	103.539	96.157	84.357	114.391	97.403
7	T	21.1376	18.3900	26.0002	13.6760	79.2038
	S	103.478	95.951	84.178	114.368	97.268
8	T	20.9859	18.3332	25.8529	13.6998	78.8718
	S	104.226	96.249	84.657	114.169	97.677
9	T	21.0283	18.3787	26.0449	13.6555	79.1074
	S	104.016	96.010	84.033	114.539	97.387
10	T	21.1291	18.3017	25.8584	13.7460	79.0352
	S	103.519	96.414	84.639	113.785	97.476
11	T	21.0698	18.4143	25.9158	13.7314	79.1313
	S	103.811	95.825	84.452	113.906	97.357
12	T	21.1775	18.5079	25.9679	13.7174	79.3707
	S	103.283	95.340	84.282	114.022	97.064
13	T	21.2558	18.5193	26.0056	13.7653	79.5460
	S	102.902	95.281	84.160	113.626	96.850
14	T	21.2845	18.4302	25.9964	13.6947	79.4058
	S	102.764	95.742	84.190	114.211	97.021
15	T	21.3086	18.4131	26.1014	13.7332	79.5563
	S	102.647	95.831	83.851	113.891	96.837
16	T	21.2750	18.3769	26.1707	13.7218	79.5444
	S	102.810	96.020	83.629	113.986	96.852
17	T	21.1672	18.4290	26.1024	13.7070	79.4056
	S	103.333	95.748	83.848	114.109	97.021
18	T	21.2992	18.3696	26.3349	13.7221	79.7258
	S	102.693	96.058	83.108	113.983	96.631
19	T	21.2826	18.5422	26.0793	13.6978	79.6019
	S	102.773	95.164	83.922	114.186	96.782

**Event:** Andersen Companies USF2000 GP at NJMP  
**Track:** New Jersey Motorsports Park  
**Report:** Section Data Report  
**Session:** Race 2

**Round 13/14/15**  
**2.14 mile(s)**  
**USF2000 Championship**  
**October 11, 2020**



**Section Data for Car 7 - Bogle, Christian**

Lap	T/SF to I1	I1 to I2	I2 to I3	I3 to SF	Lap	
20	T	21.2186	18.4424	26.1852	13.7503	79.5965
	S	103.083	95.679	83.583	113.750	96.788
21	T	24.3008				
	S	90.008				

Event: Andersen Companies USF2000 GP at NJMP  
 Track: New Jersey Motorsports Park  
 Report: Section Data Report  
 Session: Race 2

Round 13/14/15  
 2.14 mile(s)

USF2000 Championship  
 October 11, 2020



Section Data for Car 8 - Dupell, Kyle

Lap	T/SF to I1	I1 to I2	I2 to I3	I3 to SF	Lap	
1	T	26.6693	21.3934	29.7684	13.7523	91.5834
	S	82.015	82.481	73.522	113.733	84.120
2	T	21.2976	18.3982	25.6823	13.6567	79.0348
	S	102.700	95.909	85.220	114.529	97.476
3	T	21.1292	18.3416	25.8963	13.6123	78.9794
	S	103.519	96.205	84.515	114.903	97.544
4	T	21.1249	18.1435	25.7183	13.7090	78.6957
	S	103.540	97.255	85.100	114.092	97.896
5	T	20.9496	18.1971	25.8294	13.6637	78.6398
	S	104.406	96.968	84.734	114.471	97.966
6	T	21.0409	18.2490	25.8127	13.6144	78.7170
	S	103.953	96.693	84.789	114.885	97.870
7	T	21.6512	18.7494	26.0291	13.5501	79.9798
	S	101.023	94.112	84.084	115.430	96.324
8	T	21.4762	18.3850	26.1293	13.7775	79.7680
	S	101.846	95.977	83.762	113.525	96.580
9	T	21.2666	18.3529	26.0742	13.6868	79.3805
	S	102.850	96.145	83.939	114.277	97.052
10	T	21.0700	18.5634	26.1384	13.6613	79.4331
	S	103.810	95.055	83.733	114.491	96.987
11	T	21.1788	18.3619	26.1071	13.6821	79.3299
	S	103.277	96.098	83.833	114.317	97.113
12	T	21.0728	18.3606	26.0097	13.6815	79.1246
	S	103.796	96.105	84.147	114.322	97.365
13	T	21.0601	18.2926	26.1048	13.6942	79.1517
	S	103.859	96.462	83.840	114.216	97.332
14	T	21.2351	18.3652	26.0387	13.6690	79.3080
	S	103.003	96.081	84.053	114.426	97.140
15	T	21.0680	18.3305	25.9712	13.6803	79.0500
	S	103.820	96.263	84.272	114.332	97.457
16	T	21.1434	18.3977	26.2105	13.6429	79.3945
	S	103.449	95.911	83.502	114.645	97.034
17	T	21.2359	18.3894	26.0576	13.6406	79.3235
	S	102.999	95.954	83.992	114.664	97.121
18	T	21.1836	18.3337	26.2424	13.6264	79.3861
	S	103.253	96.246	83.401	114.784	97.045
19	T	21.1018	18.3289	26.0785	13.6375	79.1467
	S	103.653	96.271	83.925	114.690	97.338

Event: Andersen Companies USF2000 GP at NJMP

Round 13/14/15

Track: New Jersey Motorsports Park

2.14 mile(s)

Report: Section Data Report

USF2000 Championship

Session: Race 2

October 11, 2020



Section Data for Car 8 - Dupell, Kyle

Lap	T/SF to I1	I1 to I2	I2 to I3	I3 to SF	Lap	
20	T	21.2933	18.4460	26.3672	13.6404	79.7469
	S	102.721	95.660	83.006	114.666	96.606
21	T	22.9248				
	S	95.411				



Event: Andersen Companies USF2000 GP at NJMP  
 Track: New Jersey Motorsports Park  
 Report: Section Data Report  
 Session: Race 2

Round 13/14/15  
 2.14 mile(s)  
 USF2000 Championship  
 October 11, 2020



Section Data for Car 9 - Siegel, Nolan

Lap	T/SF to I1	I1 to I2	I2 to I3	I3 to SF	Lap	
1	T		19.6864	26.3255	13.6815	95.7227
	S		89.633	83.138	114.322	80.482
2	T	21.1381	18.3733	25.5605	13.7042	78.7761
	S	103.475	96.039	85.626	114.132	97.796
3	T	20.9473	18.1682	25.5839	13.6196	78.3190
	S	104.418	97.123	85.547	114.841	98.367
4	T	20.9943	18.1712	25.9097	13.7479	78.8231
	S	104.184	97.107	84.472	113.769	97.738
5	T	20.8868	18.1911	25.6735	13.6430	78.3944
	S	104.720	97.000	85.249	114.644	98.272
6	T	20.8281	18.1936	25.6930	13.6115	78.3262
	S	105.015	96.987	85.184	114.910	98.358
7	T	20.8935	18.1652	25.8958	13.5994	78.5539
	S	104.687	97.139	84.517	115.012	98.073
8	T	20.8172	18.1911	25.7437	13.6435	78.3955
	S	105.070	97.000	85.016	114.640	98.271
9	T	21.0913	18.3227	25.8684	13.6251	78.9075
	S	103.705	96.304	84.607	114.795	97.633
10	T	21.2859	18.3615	26.0899		157.0033
	S	102.757	96.100	83.888		49.069
11	T		19.4988	26.7836	13.6999	96.1786
	S		90.495	81.716	114.168	80.101
12	T	21.2666	18.2289	25.6895	13.5829	78.7679
	S	102.850	96.799	85.196	115.151	97.806
13	T	20.8566	18.0747	25.4513	13.6572	78.0398
	S	104.872	97.625	85.993	114.525	98.719
14	T	20.6369	18.0668	25.4479	13.5979	77.7495
	S	105.988	97.668	86.005	115.024	99.087
15	T	21.3802	19.7645	25.8268		
	S	102.304	89.279	84.743		

**Event:** Andersen Companies USF2000 GP at NJMP  
**Track:** New Jersey Motorsports Park  
**Report:** Section Data Report  
**Session:** Race 2

**Round 13/14/15**  
**2.14 mile(s)**








**USF2000 Championship**  
**October 11, 2020**

**Section Data for Car**

**Report Support Information**

Section Legend	
Name	Length
SF to I1	0.607576 miles
I1 to I2	0.490152 miles
I2 to I3	0.607955 miles
I3 to SF	0.434470 miles
Lap	2.140000 miles
SFP to I1	0.607576 miles
I3 to SFP	0.434470 miles

Color Legend	
	Fastest Lap
	Section Under Caution
	Section Under Green
	Section Time Data
	Section Speed Data

